

2018-2019 Report on International Activity

University of Florida International Center
Office for Global Research Engagement

Supporting Faculty to Build Knowledge Globally



FREDERIC G. LEVIN COLLEGE OF LAW

University of Florida International Center

The OFFICE FOR GLOBAL RESEARCH ENGAGEMENT (OGRE) facilitates international research to increase UF's global presence. OGRE supports faculty to advance international research.

In pursuit of international research excellence, our role is to:

- **INTRODUCE** faculty new to international research to active university networks and experienced mentors.
- **CONNECT** faculty, students, and staff with those who share research interests and are interested in working in similar countries or regions.
- **FOSTER** research networks for internationally focused communities of practice.
- **EXPAND** UF's knowledge and capacity in working in international venues.
- **ASSIST** faculty, students, and staff in identifying sponsored research opportunities and programs.
- **FACILITATE** the process of navigating the UF administrative process for conducting international research.
- **SUPPORT** Fulbright visiting scholars at UF, and UF scholars travelling abroad.

For more information: OGRE@ufic.ufl.edu and www.internationalcenter.ufl.edu

SUPPORTING FACULTY TO BUILD KNOWLEDGE GLOBALLY.



2018/2019: FREDERIC G. LEVIN COLLEGE OF LAW

UF International Center Report on International Activity

Table of Contents

List of Figures	ii
List of Tables	ii
1. Introduction.....	1
2. International Agreements.....	2
3. International Sponsored Projects.....	5
Defining International Awards.....	5
Awards by College.....	5
4. International Visiting Scholars	7
International Visiting Scholars by College.....	7
Citizenship of International Visiting Scholars	8
5. International Student Applications.....	9
International Applications by Type of Program	9
International Applications by College	9
International Applications by Citizenship.....	10
6. International Students.....	12
International Students: Home Country.....	13
7. Study Abroad Programs.....	15
Study Abroad by College.....	15
Study Abroad Experience	16
Program Destinations	17
Study Abroad Student Profile	17
Graduating Students and Study Abroad	17
8. Travel Registry	19
Destination of Travel.....	20
Appendix I: UF International Council	22

List of Figures

Figure 5-1: International Applications by Degree and Gender (Female, Male, Non-Disclosed).....	9
Figure 5-2: Citizenship of International Applications to Levin College of Law.....	11
Figure 6-1: Levin College of Law International Students (Number and Percent).....	12
Figure 6-2: Citizenship of International Students.....	14
Figure 8-1: College of Law International Travel Destinations.....	20
Figure 8-2: Map of College of Law Travel Destinations.....	21

List of Tables

Table 2-1: Levin College of Law International Agreements.....	2
Table 2-2: Number of Agreements by College/Unit.....	3
Table 2-3: Geographic Diversity of Agreements by College and Unit.....	3
Table 3-1: Awards by College.....	6
Table 4-1: International Visiting Scholars to the College of Law.....	7
Table 4-2: International Visiting Scholars by College.....	8
Table 4-3: International Visiting Scholars (College of Law) by Country of Citizenship.....	8
Table 5-1: International Applications by Degree Type.....	9
Table 5-2: International Applications by College and Degree Type.....	10
Table 5-3: Citizenship (All International College of Law Applications).....	10
Table 6-1: UF International Students by College and Degree.....	13
Table 6-2: Country of Citizenship (All Law Students Excluding OPT).....	13
Table 7-1: Number of Students who Participated in Study Abroad by College.....	16
Table 7-2: Study Abroad by College and Term.....	16
Table 7-3: Study Abroad Destinations for All Programs.....	17
Table 7-4: Graduating Study Abroad Students by Academic Level.....	18
Table 7-5: Number of Graduating Students who Studied Abroad by College.....	18
Table 8-1: Purpose of Travel.....	19

1. INTRODUCTION

This report documents international activity at the University of Florida. The 2018/2019 update presents the global footprint for the Frederic G. Levin College of Law for the academic year.

Similar to last year, the data summarize a considerable volume of international activity, and continues to be testimony to the University of Florida's and the college's commitment to international research, education, and international exchange.

The intent of this report is to showcase and highlight the extent and reach of UF's and the Frederic G. Levin College of Law international activity in one inclusive review. In full, the report documents the College's commitment to international partnerships, faculty research tied to global and international themes, the investment into faculty development programs, the number of international visitors working and studying in the college, the number of international students enrolled in college programs, the extent of applications

for programs from students worldwide, the number of law students who participate in study abroad programs, and a summary of where faculty, students and staff are travelling. These activities contribute to a fundamental university goal to prepare our students to navigate the increasingly complex challenges of a globalized world.

The data represent a snapshot of international activity captured in August 2019. For many categories, the numbers fluctuate throughout the year; for example, the number of formal agreements with foreign institutions changes daily as new partnerships are introduced and others expire. Data for sponsored funding does not report proposals in the review stages; and therefore, the dollar value may be underrepresented. For some data, such as for international student applications and the number of international students, the report captures Fall semester numbers to avoid double counting and

redundancies. Clearly, as a preeminent public university, faculty engage in research and international collaborative activity that is, by its size, a challenge to document. For this reason this report cannot be comprehensive of all international activity; however, it can provide a benchmark from which we can begin to measure our global reach. Indeed, every indication suggests the gator nation extends substantially to the wider global community.

The University of Florida International Center is honored to serve and support the university community's global engagements. Our programs bridge the international community to the gator community whether it is here on UF's campus or at destinations around the globe.

in numero

College of Law

- Five agreements in five countries.
- 13 International Visiting Scholars.
- 170 international applications from 54 countries.
- 46 international students enrolled in classes in Fall 2018.
- 17 OPT students.
- 15 students studied abroad.
- 15% of all students graduating from the College of Law had participated in study abroad.
- Faculty and staff made 34 trips to 19 countries.

2. INTERNATIONAL AGREEMENTS

The University of Florida connects to the world's best international universities and institutions through formal partnership agreements. These agreements facilitate research among faculty; enable faculty and student exchanges; protect intellectual property; and serve as a basis for ensuring ethical best practice. The relationships that may flourish as a result of these agreements is an important desired outcome of our internationalization efforts.

in numero

College of Law

- Five agreements in five countries.
- Two Cooperative Agreements and three Reciprocal Agreements.

The University of Florida manages 517 different agreements. The majority fall under two broad categories of Agreements – Cooperative and Reciprocal. The Cooperative Agreements are as diverse as the needs of our faculty. They represent collaborative partnerships and do not represent a legal relationship. Often they start as a one-to-one collaboration with a UF partner and over the length of the agreement result in meaningful scholarly partnerships. The second largest type of agreements are Reciprocal Agreements that are a true exchange program where students from each institution spend time at the host institution as a non-degree seeking student. On occasion, special agreements are facilitated among universities to accommodate unique circumstances for student exchanges which are included in the “Other Student” category. Additionally, the UF Office of Research oversees agreements that cover international collaboration tied to clinical trial studies, data confidentiality and non-disclosure agreements and contracts, and memos of understanding with international third party collaborators.

The Agreement database is dynamic. On a regular basis, the International Center enters into new agreements, updates existing partnerships, and terminates those that are expired or no longer relevant. The data tabulated in this report represents the UF Agreements for the 2018/2019 academic year. Faculty and staff in the Levin College of Law are involved with five agreements. Three are Reciprocal and two are Cooperative.

Table 2-1: Levin College of Law International Agreements

Institution	Country	Agreement Manager	Type	Termination Date
Pontificia Universidade Católica do Rio de Janeiro	Brazil	Kelli Murray	Reciprocal	9/20/2020
Diego Portales University School of Law	Chile	Michael Friel	Cooperative	5/21/2019
Universidad de los Andes	Colombia	Kelli Murray	Cooperative	2/1/2024
Tel Aviv University	Israel	Kelli Murray	Reciprocal	6/8/2020
Leiden University	Netherlands	Kelli Murray	Reciprocal	7/2/2023

Table 2-2: Number of Agreements by College/Unit

College/Unit	UFIC Administered Agreements			Office of Research Agreements				Percent of All Agreements
	Cooperative	Reciprocal	Other Student	Clinical Trial Agreement	Confidentiality Non-Disclosure	Contract	Other	
Arts	4	-	-	-	-	-	-	0.8
Business, Warrington College	1	39	-	-	-	-	1	7.9
Center for Latin American Studies	26	-	-	-	-	-	-	5.0
Design, Construction and Planning	18	5	-	-	-	-	1	4.6
Education	4	-	1	-	-	-	-	1.0
Emerging Pathogens Institute	6	-	-	-	-	-	-	1.2
Engineering, Herbert Wertheim College	36	10	1	-	-	-	-	9.1
Florida Museum of Natural History	2	-	-	-	-	-	12	2.7
Health and Human Performance	15	4	-	-	-	-	-	3.7
Institute of Food and Agricultural Sciences	96	6	8	1	-	2	16	25.0
Journalism and Communications	2	1	-	-	-	-	-	0.6
Law, Fredric G. Levin College	2	3	-	-	-	-	-	1.0
Liberal Arts and Sciences	30	28	2	-	-	-	-	11.6
Medicine	14	-	-	66	15	1	-	18.6
Nursing	1	-	-	-	-	-	-	0.2
Pharmacy	8	1	-	-	-	-	-	1.7
Public Health and Health Professions	7	1	-	-	-	-	-	1.5
Type One Centers	-	-	-	-	-	1	-	0.2
University Wide (International Center, Office of Research, Graduate School)	12	3	-	-	-	1	-	3.1
Veterinary Medicine	2	-	-	-	-	-	1	0.6
TOTAL	286	101	12	67	15	5	31	100%

The geographic diversity is generally tied to the size of the unit. As such, of all UF units, IFAS has the largest global footprint tied to their agreements in 46 countries (Table 2-2). The College of Law has established agreements in five countries – Brazil, Chile, Columbia, Israel and the Netherlands.

Table 2-3: Geographic Diversity of Agreements by College and Unit

College/Unit	Number of Agreements	Number of Countries
Arts	4	4
Business, Warrington College	41	23
Center for Latin American Studies	26	9
Design, Construction and Planning	24	13
Education	5	2
Emerging Pathogens Institute	6	5
Engineering, Herbert Wertheim College	47	21

College/Unit	Number of Agreements	Number of Countries
Florida Museum of Natural History	14	13
Health and Human Performance	19	11
Institute of Food and Agricultural Sciences	129	48
Journalism and Communications	3	3
Law, Fredric G. Levin College	5	5
Liberal Arts and Sciences	60	29
Medicine	96	26
Nursing	1	1
Pharmacy	9	9
Public Health and Health Professions	8	6
Type One Centers	1	1
University Wide (International Center, Office of Research, Graduate School)	16	12
Veterinary Medicine	3	3

3. INTERNATIONAL SPONSORED PROJECTS

The data representing sponsored activity include projects that have an international connection. These might include projects funded by international and domestic funders for activities – research, teaching and engagement abroad, or with international partners. Some awards included in this list might also fund non international activities; however, if the prime funder is not located in the U.S., then the project is classified as international. In addition to reporting projects with direct ties to international activity (both domestic and international), the report also includes a summary of sponsored projects that have a foreign sub-award where UF is funding international collaborators.

Defining International Awards

The report summarizes sponsored project activity in an attempt to document the impact of sponsored international work at UF. The list of sponsored projects includes all active and expired projects during the 2018/2019 academic year. For many awards, it is not always clear which can be defined as international. Although the Office of Research attempts to isolate international research, often faculty who study foreign cultures, conduct fieldwork abroad, partner with international collaborators, or depend on international data, do not identify their proposed research as “international” when they submit their proposal to UFIRST -- the university proposal and award management system. As a result, the summary presented here is not a comprehensive list, but a baseline, that allows us to begin to document funding for international projects.

The list of sponsored projects includes all active and expired projects. The amount reported is the full project dollar award which can span multiple academic years. It is only a snapshot of sponsored activity at the University of Florida.

Awards by College

To the best of our ability to document international research, UF has 594 separate active, expired, and terminated awards totaling \$295,042,068 for the 2018/2019 academic year. Of all funding, 75 percent comes from four units – the Institute of Food and Agricultural Sciences, the College of Liberal Arts and Sciences, the Herbert Wertheim College of Engineering and the College of Medicine.

The average size of award varies across units. The Graduate School, Office of Research and the Warrington College of Business have relatively fewer awards but of higher dollar value. The Florida Museum of Natural History, College of Pharmacy, College of Public Health and Health Professions, the Institute of Food and Agricultural Sciences and the College of Liberal Arts and Sciences all have awards that average greater than \$500,000.

Table 3-1: Awards by College

College/Unit	Total Funded Amount	Funded Percent of Total	Number of Awards	Average \$ size of Award
Institute of Food and Agricultural Sciences	105,168,005	35.6	170	618,635
Liberal Arts and Sciences	63,321,606	21.5	122	519,030
Engineering, Herbert Wertheim College	33,829,050	11.5	91	371,748
Medicine	21,460,572	7.3	72	298,064
Florida Museum of Natural History	14,978,142	5.1	15	998,543
Public Health and Health Professions	12,104,527	4.1	22	550,206
Pharmacy	9,623,927	3.3	16	601,495
Office of Research	9,416,937	3.3	10	941,694
Veterinary Medicine	7,990,362	2.7	23	347,407
Type One Centers	5,888,971	2.0	18	327,165
Graduate School	5,239,218	1.8	2	2,619,609
Business, Warrington College	1,397,728	0.5	2	698,864
International Center	1,379,921	0.5	3	459,974
Health and Human Performance	1,230,524	0.4	9	136,725
Education	876,686	0.3	3	292,229
University Libraries	394,577	0.1	3	131,526
Design, Construction and Planning	365,111	0.1	6	60,852
Nursing	280,898	0.1	1	280,898
Journalism and Communications	48,137	0.02	3	16,046
Arts	38,669	0.01	2	19,335
Dentistry	8,500	0.003	1	8,500
Law, Levin College	-	-	-	-
TOTAL	295,042,068	100%	594	\$496,704

4. INTERNATIONAL VISITING SCHOLARS

International Visiting Scholars are vital in supporting the global mission of the University of Florida. International Visitors promote cultural exchange, enrich international research, and connect UF to leading universities in the world. For the 2018/19 Academic Year, UF hosted 1,538 International Scholars. Visiting scholars fit into one of five categories:

1. Professor – Teaching is the primary function; more than 50% of their time devoted to teaching. Maximum duration is five years.
2. Research Scholar – Research is the primary function; more than 50% of their time devoted to research. Maximum duration is five years. The majority of Law International Visiting Scholars fall into this category.
3. Short Term Scholar – Program allows research and teaching. Maximum duration of six-months.
4. Student Intern – International students completing an internship that fulfills an educational objective towards the completion of the student's degree from their home institution. They must engage in a minimum of 32 hours per week of structured internship activities and may take part-time UF courses. The maximum duration of their program is 12 months.
5. Other include international faculty who are visiting UF as part of another federal program.

in numero

College of Law

- 13 international visiting scholars.
- Nine research scholars and four short-term scholars.
- College hosts visiting scholars from five countries.

The Levin College hosts 13 international visiting scholars. The majority (9/69%) are longer term research scholars and four (31%) are short term scholars working with the college for up to six months.

Table 4-1: International Visiting Scholars to the College of Law

Category	Number	Percent of Total
Research Scholar	9	69.2
Short-Term Scholar	4	30.8
TOTAL	13	100%

International Visiting Scholars by College

The greatest number of International Visiting Scholars are hosted by the Institute of Food and Agricultural Sciences attracting almost 40 percent of all scholars. The College of Health and Human Performance hosts 1.2% of all international scholars coming to UF.

Table 4-2: International Visiting Scholars by College

College	Professor	Research Scholar	Short-Term Scholar	Student Intern	Other	Percent of UF Total
Arts	-	2	2	-	-	0.3
Business, Warrington College	-	17	10	-	-	1.8
Dentistry	-	25	6	-	-	2.0
Design, Construction and Planning	-	12	5	1	-	1.2
Education	-	12	2	-	-	0.9
Engineering, Herbert Wertheim College	-	169	33	26	2	15.0
Florida Museum of Natural History	-	16	6	-	-	1.4
Health and Human Performance	-	16	2	-	-	1.2
Institute of Food and Agricultural Sciences	-	419	118	52	3	38.5
Journalism and Communications	-	8		-	-	0.5
Law, Levin College	-	9	4	-	-	0.9
Liberal Arts and Sciences	5	97	48	5	-	10.1
Medicine	-	183	37	1	-	14.4
Nursing	-	2	1	-	-	0.2
Pharmacy	-	54	27	8	-	5.8
Public Health and Health Professions	-	24	5	1	-	2.0
Veterinary Medicine	-	51	7	-	-	3.8
Other	-	2	1	-	-	0.2
Not Reported	-	-	-	-	2	0.1
TOTAL	5	1,118	314	94	7	100%

Citizenship of International Visiting Scholars

International Visiting Scholars hosted by the Levin College of Law represent five countries. More than half are from China.

Table 4-3: International Visiting Scholars (College of Law) by Citizenship

Country	Number	Percent of All at College	Percent of All from Country
China	8	61.5	1.4
South Korea	2	15.4	2.5
Italy	1	7.7	1.7
South Africa	1	7.7	33.3
Sweden	1	7.7	20.0
TOTAL	13	100%	

5. INTERNATIONAL STUDENT APPLICATIONS

International Applications by Type of Program

During the 2018/2019 academic year, 170 international students applied for degree programs in the College of Law. The majority of all international applications are toward a JD or Professional Graduate Degree.

Table 5-1: International Applications by Degree Type

Degree	Number	Percent
Master Degree	26	15.3
Professional Graduate Degree	119	70.0
Other	25	14.7
TOTAL	170	100%

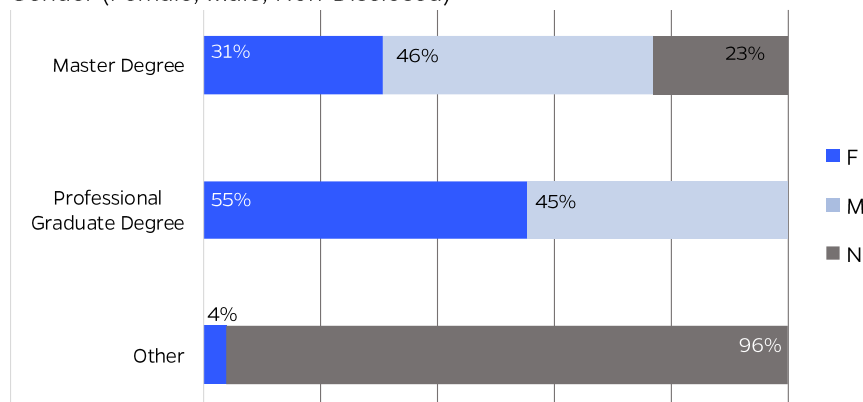
in numero

College of Law

- College received 170 international student applications from 54 countries.
- Of all international student applications to UF, 1.4% apply to the College of Law.
- 70% apply for a Professional Graduate Degree and 15% for a Master level degree.

For all academic programs in the college, more female students applied than did male students. For the master degree, a substantial number of international applicants did not reveal gender and of those applicant who did, the majority are male. For the professional graduate degree, more female students applied (Figure 1).

Figure 5-1: International Applications by Degree and Gender (Female, Male, Non-Disclosed)



International Applications by College

A little more than one third of all international applications are for programs in the Herbert Wertheim College of Engineering. The College of Liberal Arts and Sciences have the second highest rate of applications followed by the Warrington College of Business. For bachelor degrees, the majority of applications are to the college of Liberal Arts and Sciences. For master level programs, the Herbert Wertheim College of Engineering receives more than half of all UF applications. For doctoral programs and professional graduate degrees, the largest number of applications are to the Levin College of Law (47%), followed by the College of Liberal Arts and Sciences (36%) and the College of Medicine (31%).

Table 5-2: International Applications by College and Degree Type

College	Under-graduate		Master		Doctoral Professional Graduate		Graduate Certificate and Other		Total	
	No.	%	No.	%	No.	%	No.	%	No.	%
Arts	42	2.0	64	1.1	17	0.6	22	1.8	145	1.2
Business, Warrington College	338	16.2	833	14.0	235	8.7	187	15.4	1,593	13.4
Dentistry	-	-	62	1.0	47	1.7	-	-	109	0.9
Design, Construction and Planning	38	1.8	338	5.7	76	2.8	31	2.5	483	4.0
Education	17	0.8	116	2.0	71	2.6	21	1.7	225	1.9
Engineering, Herbert Wertheim College	480	23.0	3,267	55.1	477	17.7	236	19.4	4,460	37.4
Health and Human Performance	67	3.2	82	1.4	18	0.7	18	1.5	185	1.6
Institute of Food and Agricultural Sciences	98	4.7	173	2.9	236	8.8	35	2.9	542	4.5
Journalism and Communications	78	3.7	159	2.7	38	1.4	34	2.8	309	2.6
Law, Levin College	-	-	26	0.4	119	4.4	25	2.1	170	1.4
Liberal Arts and Sciences	821	39.4	573	9.7	876	32.5	457	37.6	2,727	22.9
Medicine	-	-	62	1.0	155	5.7	20	1.6	237	2.0
Nursing	41	2.0	-	-	9	0.3	30	2.5	80	0.7
Pharmacy	6	0.3	27	0.5	110	4.1	22	1.8	165	1.4
Public Health and Health Professions	56	2.7	143	2.4	184	6.8	70	5.8	453	3.8
Veterinary Medicine	-	-	5	0.1	29	1.1	3	0.2	37	0.3
Not Specified	1	0.05	-	-	-	-	5	0.4	6	0.1
TOTAL	2,083	100%	5,930	100%	2,697	100%	1,216	100%	11,926	100%

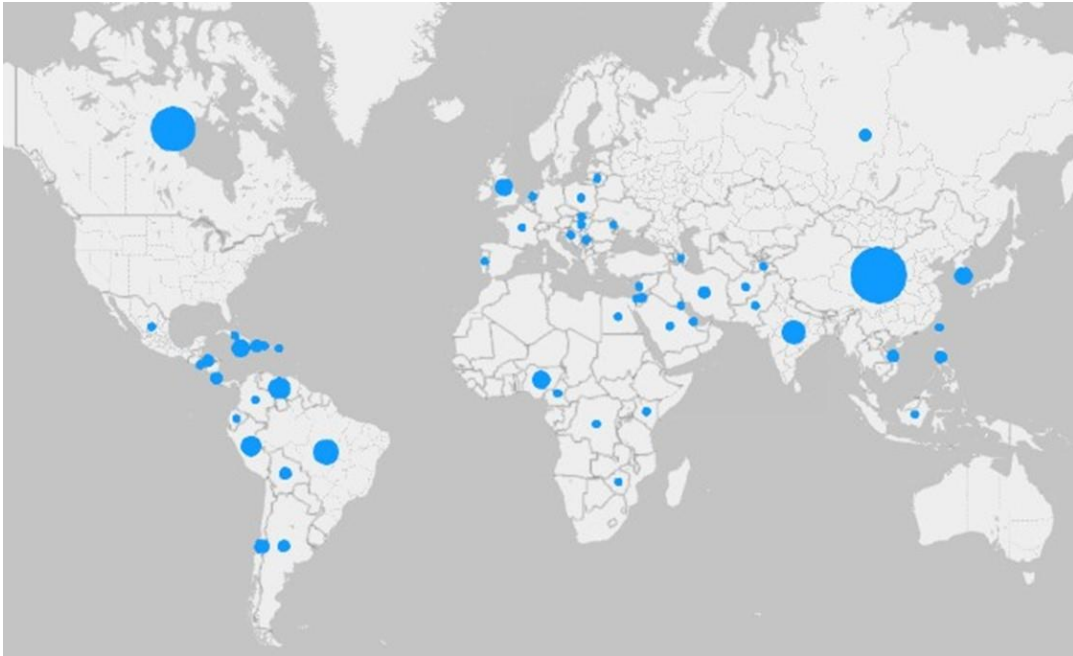
International Applications by Citizenship

College of Law programs receive applications from 54 countries. The majority of applications (22.4%) are from China, followed by applications from Canada (24/14.1%). The remaining applications are relatively evenly distributed among 53 countries.

Table 5-3: Citizenship (All International College of Law Applications)

Citizenship	All International Applicants	
	Number	Percent
China	38	22.4
Canada	24	14.1
Brazil	8	4.7
India	7	4.1
50 Countries	82	48.2
TOTAL	170	100%

Figure 5-2: Citizenship of International Applications to Levin College of Law



6. INTERNATIONAL STUDENTS

Each year, the International Center welcomes and assists students from around the world to help them make a smooth transition to student life at the University of Florida. The data reported here reflect UF's submission to the Open Doors Report to the US Department of State, Bureau of Educational, and Cultural Affairs.

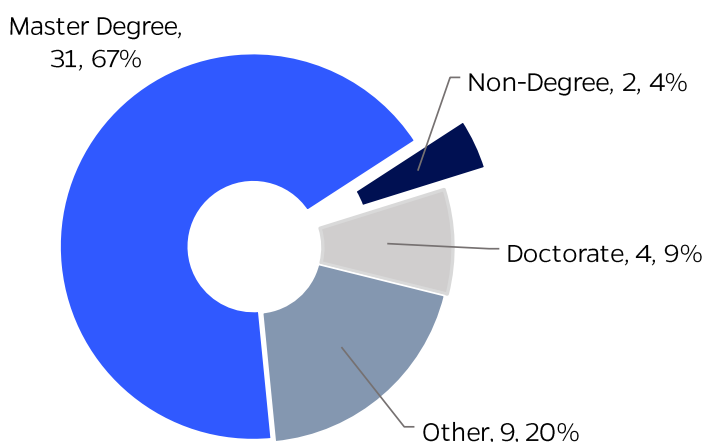
The Open Doors Report includes counts of all international students registered for the Fall 2018 semester. There are 46 international students enrolled in the College of Law, which is one percent of all international students at UF. Additionally, there are 17 students participating in the Optional Practical Training (OPT)¹. When including them in the total count of international enrollment in the college, the total number increases to 63. OPT students represent 27% of all international students in the college.

in numero

College of Law

- There are 46 international students enrolled in classes during the Fall 2018 semester.
- 17 Students registered as OPT.
- College of Law international students represent 26 countries.

Figure 6-1: Levin College of Law International Students (Number and Percent)



Within each college, the proportion of international students enrolled in undergraduate, master, or doctoral programs varies. The majority of students in CLAS, Education, HHP, IFAS, and UF Health programs are enrolled in a doctoral programs. In Business, Design, Construction and Planning, Engineering, and Law, the majority are pursuing a Master Degree. The College of Journalism and Communications has a substantial majority of international students at the undergraduate level (Table 6-1).

¹ Optional Practical Training provides international students an opportunity to seek "temporary employment for practical training directly related to the student's major area of study." The student can use it during or after program completion. Pre-completion OPT is always part-time and can be used at any time during the degree program. Post-completion OPT is full-time and is granted only after graduation or completion of the degree program.

Table 6-1: UF International Students by College and Degree

College	Bachelor's		Master's		Doctorate		Graduate Certificate, Non Degree Other*	
	No.	% of College	No.	% of College	No.	% of College	No.	% of College
Arts	18	26.5	36	52.9	14	20.6	-	-
Business, Warrington College	149	32.3	212	45.9	43	9.3	58	12.6
Dentistry	-	-	6	85.7	-	-	1	14.3
Design, Construction and Planning	21	9.9	103	48.6	82	38.7	6	2.8
Education	4	2.8	52	36.4	77	53.8	10	7.0
Engineering, Herbert Wertheim	192	12.2	907	57.8	402	25.6	68	4.3
Health and Human Performance	41	30.6	32	23.9	42	31.3	19	14.2
Institute of Food and Agricultural Sciences	71	13.1	105	19.3	330	60.7	38	7.0
Journalism and Communications	56	60.9	17	18.5	19	20.7	-	-
Law, Levin College	-	-	31	67.4	4	8.7	11	23.9
Liberal Arts and Sciences	240	28.4	66	7.8	488	57.7	52	6.1
Medicine	-	-	9	11.8	58	76.3	9	11.8
Nursing	6	37.5	-	-	10	65.5	-	-
Pharmacy	-	-	20	15.4	65	50.0	45	34.6
Public Health and Health Professions	12	9.7	44	35.5	64	51.6	4	3.2
Veterinary Medicine	-	-	11	26.8	17	41.5	13	31.7
TOTAL	810	17.1	1,651	34.9	1,715	36.2	334	7.1

*Does not include 226 students enrolled in the English Language Institute

International Students: Home Country

International students in the college (excluding OP:T students) represent 20 countries. The majority are from China (17.4%) (Table 6-2). The 17 OPT students are from eleven countries, the majority are from Brazil (23.5%) and Russia (17.7%).

Table 6-2: Citizenship (All Law Students Excluding OPT)

Citizenship	All International Students	
	Number	Percent
China	8	17.4
Brazil	7	15.2
Saudi Arabia	5	10.7
17 Countries	26	56.5
TOTAL	46	100%

Figure 6-2: Citizenship of International Students



7. STUDY ABROAD PROGRAMS

Studying, interning, or conducting research abroad is recognized for the high impact value added to a college education. Study abroad experiences can expand a student's worldview, build confidence, and contribute to a greater awareness of cultures and perspectives. These competencies are vital for preparing our students for a rapidly changing global workforce. The International Center continues to invest in study abroad programs by providing services that facilitate the experience and offering various models of study abroad to engage increasingly more students. This year, we continue to invest in developing experiences in more unique destinations, attracting students from fields of study that do not have high rates of study abroad, engaging faculty who are new to study abroad programs, and promoting experiences that appeal to a diverse student population.

For example:

- **UF Law Costa Rica Program:** Partners with the Organization for Tropical Studies and the UF Center for Latin American Studies Tropical Conservation and Development Program, building interdisciplinary bridges between law, policy and the social and natural science of conservation and sustainable development. Law and graduate students from the U.S., Costa Rica and elsewhere work with faculty to develop their knowledge and skills to find practical, policy-relevant solutions to issues of immediate importance to the conservation and sustainable development community.

in numero

College of Law

- 15 College of Law students studied abroad.
- Of all students who graduated in the 2018/2019 academic year, 15% included a study abroad experience.
- 87% of all Law study abroad students are female.
- The majority of study abroad students participated in a Fall semester program.
- Students travelled to seven countries. Costa Rica and Italy are the most popular destinations.

Study Abroad by College

With few exceptions, almost all colleges had students participate in a study abroad program. This past academic year, 15 law students travelled abroad for a University of Florida sanctioned study abroad experience. This represents 1.5% of the college student population². This calculation is based on the annual number of students in a given year and does not reflect the percentage of students who have a study abroad experience while at the University of Florida (Table 7-1).

² The percentage of students is calculated by dividing the number who participated in study abroad during the 2018/2019 academic year by the total number of students registered in the college in Fall 2018. This includes all undergraduate and graduate students both on campus and online.

Table 7-1: Number of Students who Participated in Study Abroad by College

College	Number of Study Abroad Students	Percent of All Study Abroad Students	Percent of All Students in College
Arts	58	2.2	3.6
Business, Warrington College	784	29.7	11.6
Design, Construction and Planning	124	4.7	7.5
Education	10	0.4	0.7
Engineering, Herbert Wertheim College	277	10.5	2.9
Health and Human Performance	67	2.5	2.5
Institute of Food and Agricultural Sciences	192	7.3	3.0
Journalism and Communications	213	8.1	7.3
Law, Levin College	15	0.6	1.5
Liberal Arts and Sciences	712	27.0	5.0
Nursing	32	1.2	2.9
Other	53	2.0	4.4
Pharmacy	48	1.8	2.4
Public Health and Health Professions	52	2.0	2.1
TOTAL	2,637	100%	4.7

Study Abroad Experience

Of the 15 study abroad students in the college, a little more than half participated in a fall program. Five went on a spring break trip and two participated during the summer (Table 7-2).

Table 7-2: Study Abroad by College and Term

College	Academic Year	Percent of Students						Total Number Of Students
		Fall	Fall Short Term	Spring	Spring Break	Spring Short Term	Summer	
Arts	-	1.7	-	3.4	--	17.2	77.6	58
Business, Warrington College	0.1	4.6	25.4	10.6	7.3	7.3	44.8	784
Design, Construction and Planning	0.8	11.3	0.8	21.8	-	-	65.3	124
Education	-	-	-	-	-	10.0	90.0	10
Engineering, Herbert Wertheim College	1.1	9.7	-	16.2	0.7	-	72.2	277
Health and Human Performance	-	1.5	-	6.0	-	-	92.5	67
Institute of Food and Agricultural Sciences	-	4.7	-	3.7	5.2	-	85.4	192
Journalism and Communications	-	4.2	-	12.2	0.0	0.9	82.6	213
Law, Levin College	-	53.3	-	-	-	33.3	13.3	15
Liberal Arts and Sciences	1.8	5.6	0.4	10.1	0.3	0.7	81.0	712
Nursing	-	-	-	-	18.8	-	81.3	32

College	Academic Year	Percent of Students						Total Number Of Students
		Fall	Fall Short Term	Spring	Spring Break	Spring Short Term	Summer	
Other	-	22.6	-	1.9	0.0	1.9	73.6	54
Pharmacy	-	4.2	-	-	-	-	95.8	48
Public Health and Health Professions	-	-	-	1.9	-	-	98.1	52
TOTAL	0.7%	6.0 %	7.7%	10.2%	2.9%	3.1%	69.4%	2,637

Program Destinations

College of Law students travelled to seven countries for their study abroad experience. Approximately one third travelled to Costa Rica and one quarter to Italy (Table 7-3).

Table 7-3: Study Abroad Destinations for All Programs

Country	Number of Students	Percent of Students
Costa Rica	5	33.3
Italy	4	26.7
Netherlands	2	13.1
Belgium	1	6.7
France	1	6.7
Ireland	1	6.7
Israel	1	6.7
TOTAL	15	100%

Study Abroad Student Profile

Of the 15 students participating in study abroad, 87% are female; only two male students participated this past academic year. Three quarters of those students are white and one quarter are black or African American.

Graduating Students and Study Abroad

In the 2018/2019 Academic Year, 423 students graduated from the College of Law. Of all who graduated, 63 had participated in at least one study abroad program during their time at the University of Florida. Almost all who studied abroad were pursuing a law degree. Only one master's student had a study abroad experience (Table 7-4).

Table 7-4: Graduating Study Abroad Students by Academic Level

Academic Degree	Number who Studied Abroad	Number of all Students Graduating	Percent of All Students who Studied Abroad
Master	1	81	1.2
Law Degree	62	339	18.3
Doctorate	0	3	0
TOTAL		858	14.9% (Overall Average)

Among UF Colleges, the Warrington College of Business has the highest percentage of students who study abroad for students pursuing both an undergraduate and Master's degree. Almost half of Warrington Master level students participate in a study abroad experience. The Colleges of Design, Construction and Planning, and Journalism and Communications also have a relatively high percentage of their students participating in study abroad prior to graduating. The College of Liberal Arts and Sciences sends the greatest number of students abroad.

Table 7-5: Number of Graduating Students who Studied Abroad by College

College	Bachelor Degree		Master Degree		Percent of All Graduating Students ³	
	Number	Percent of all Graduating	Number	Percent of all Graduating	Number	Percent of all Graduating
Arts	29	10.3	4	2.9	33	7.8
Business, Warrington College	515	35.7	541	47.0	1,058	40.3
Dentistry					8	7.1
Design, Construction and Planning	88	32.7	44	36.7	133	32.2
Education	5	12.1	26	10.5	46	9.6
Engineering, Herbert Wertheim College	136	9.5	27	3.3	165	6.9
Health and Human Performance	61	8.6	11	8.1	72	8.4
Institute of Food and Agricultural Sciences	209	16.4	25	6.8	235	13.1
Journalism and Communications	194	26.2	14	10.2	208	23.2
Law, Levin College			1	1.2	63	14.9
Liberal Arts and Sciences	771	21.2	17	8.6	793	19.7
Medicine			4	4.1	18	6.5
Nursing	40	13.3			42	10.9
Pharmacy			1	0.5	83	13.1
Public Health and Health Professions	53	16.4	18	7.8	76	11.0
Veterinary Medicine			1	1.6	10	5.4
TOTAL	2,111		734		3,043	

³ Includes all academic levels.

8. TRAVEL REGISTRY

University of Florida faculty, staff, and researchers travel internationally as part of their official UF duties. For example, they may travel to attend conferences, collect field data, engage in outreach activities, collaborate with partners, participate in meetings, recruit students, etc. Prior to travelling abroad on university business, all are required to register with the UF International Center Travel Registry. As such, the registry database provides a glimpse into the extent and purpose of travel. The following tables use the data from the travel registry to summarize travel for the 2018/19 academic year.

More than half of all trips account for travel to attend conferences. Substantially fewer (15%) for travel to support research. Even fewer trips for other purposes when conducting UF business (Table 9-1).

in numero

College of Law

- College of Law faculty and staff made 34 trips
- Faculty and staff travelled to 19 countries. The UK and China are the most common destinations.
- Almost two-thirds of all trips are tied to attending conferences.
- 91% of all trips are by faculty and 9% by staff.

Table 8-1: Purpose of Travel

Purpose of Travel	Number of Trips	Percent of All Trips
Conference	21	61.8
Research	5	14.7
Invited Speaker, Teaching, Training	3	8.8
Networking, Meetings, Seminars, Workshops, Panel Participation	2	5.9
Class Trip, Case Studies, Study Tours, Internships	2	5.9
Recruiting	1	2.9
TOTAL	34	100%

The travel registry tracks all University of Florida related travel and would include trips by faculty, staff, alumni, affiliates working on UF programs, and students traveling for reasons other than for study abroad (which is documented in the Study Abroad section of the report). Of all College of Law related trips, more than 91% are by faculty and 9% by staff.

Across UF, half of all travel is from the three largest units – the Institute of Food and Agricultural Sciences, the College of Liberal Arts and Sciences and the Herbert Wertheim College of Engineering.

Table 9-2: Travel by College and Unit

College/Unit	Number of Trips	Percent of Total
Arts	116	2.7
Center for Latin American Studies	4	0.1
Dentistry	94	2.2
Design, Construction and Planning	68	1.6
Education	72	1.7
Emerging Pathogens Institute	9	0.2
Florida Museum of Natural History	144	3.3
George A. Smathers Libraries	38	0.9
Health and Human Performance	58	1.3
Herbert Wertheim College of Engineering	479	11.0
Institute Of Food and Agricultural Sciences	950	21.9
International Center	35	0.8
Journalism and Communications	43	1.0
Levin College of Law	34	0.8
Liberal Arts and Sciences	767	17.7
Medicine	430	9.9
Nursing	2	0.05
Office of Research	9	0.2
Pharmacy	110	2.5
Public Health and Health Professions	155	3.6
Type One Centers	69	1.6
UF Administration	169	3.9
Veterinary Medicine	120	2.8
Warrington College of Business	140	3.2
Not Reported	227	5.2
TOTAL	4,342	100

Destination of Travel

Faculty and staff traveled to 19 countries. The United Kingdom and China are the top two destinations (Figure 8-1).

Figure 8-1: College of Law International Travel Destinations

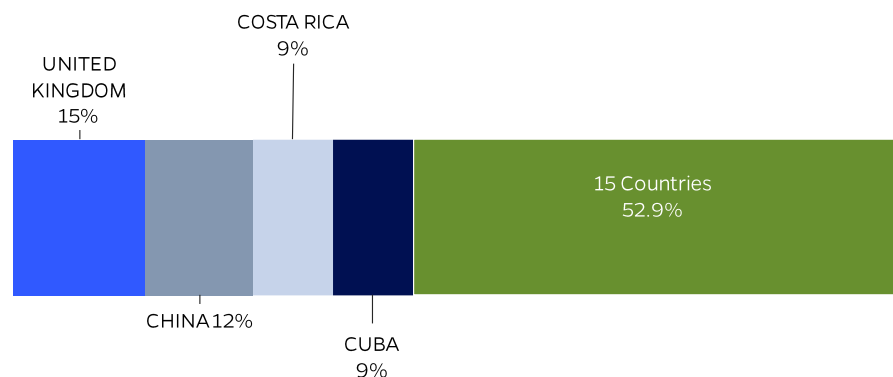
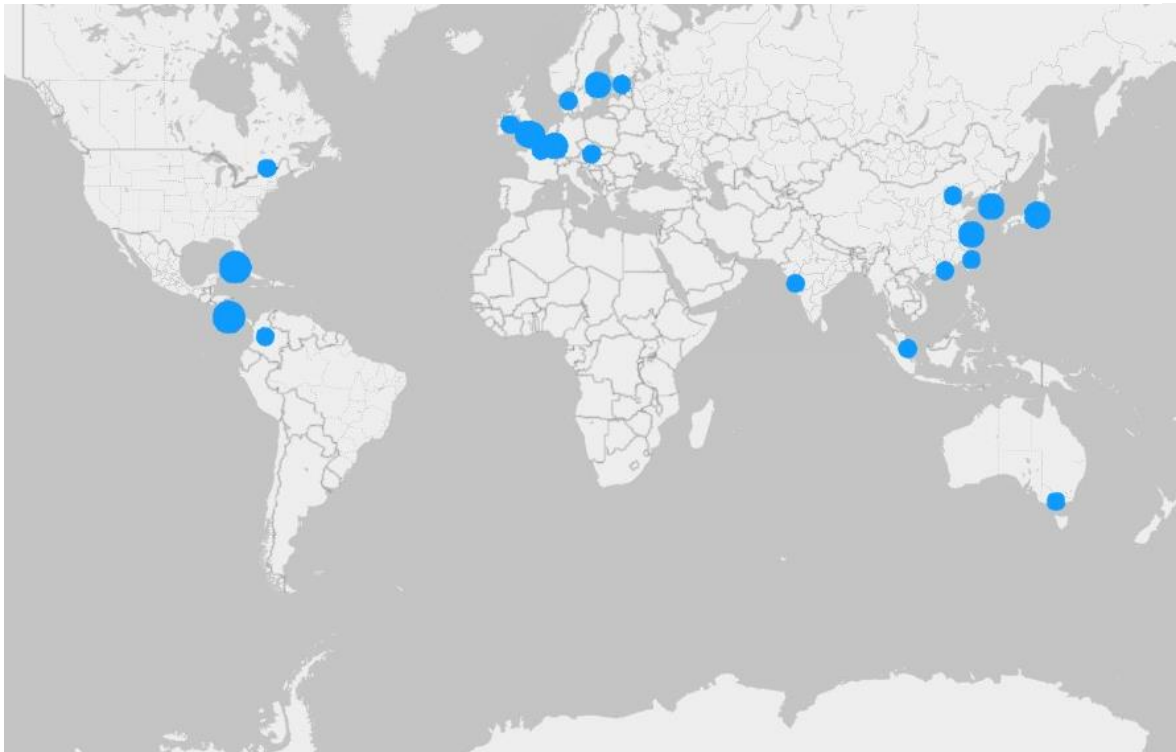


Figure 8-2: Map of College of Law Travel Destinations



APPENDIX I: UF INTERNATIONAL COUNCIL

BOB GRAHAM CENTER FOR PUBLIC SERVICE

Matthew Jacobs, Director

CAREER CONNECTIONS CENTER

Ja'net Glover, Senior Director for Career Services

Julia Vollrath, Associate Director for Operations and Engagement

CENTER FOR AFRICAN STUDIES

Brenda Chalfin, Director

Todd Leedy, Associate Director

CENTER FOR EUROPEAN STUDIES

Amie Kreppel, Director

CENTER FOR GLOBAL ISLAMIC STUDIES

Benjamin Soares, Professor

CENTER FOR HUMANITIES AND THE PUBLIC SPHERE

Barbara Mennel, Rotham Chair, Director, Professor

CENTER FOR LATIN AMERICAN STUDIES

Carlos de la Torre, Director

Mary Risner, Associate Director

COLLEGE OF THE ARTS

Jennifer Setlow

Associate Dean for Academic and Student Affairs

COLLEGE OF DENTISTRY

Micaela Gibbs, Clinical Associate Professor

COLLEGE OF DESIGN, CONSTRUCTION, AND PLANNING

Michael Kung, Director of Global Education

COLLEGE OF EDUCATION

Jo Kozuma, Coordinator, China 4+1 Program

Ana Puig, Research Director

COLLEGE OF HEALTH AND HUMAN PERFORMANCE

Chris Janelle, Associate Dean for Academic and Student Affairs

Michael Fitzgerald, Academic Advisor III

COLLEGE OF JOURNALISM AND COMMUNICATION

Michael Leslie, Associate Professor, Global Leadership Trainer

COLLEGE OF LIBERAL ARTS AND SCIENCES

David Pharies, Associate Dean for Humanities

COLLEGE OF NURSING

Paula Delpech, Clinical Associate Professor

COLLEGE OF PHARMACY

Randell Doty, Clinical Associate Professor

COLLEGE OF PUBLIC HEALTH AND HEALTH PROFESSIONS

Sarah McKune, Assistant Professor

ENGLISH LANGUAGE INSTITUTE

Megan Forbes, Director

FLORIDA MUSEUM OF NATURAL
HISTORY

Beverly Sensbach, Senior Associate
Museum Director

FREDERIC G. LEVIN COLLEGE OF LAW

Joshua Alter, Director of Non-JD
Programs

GEORGE A. SMATHERS LIBRARIES

Patrick Reakes, Senior Associate Dean,
Scholarly Resources and Services

HARN MUSEUM OF ART

Eric Segal, Director of Education and
Curator of Academic Programs
Allysa Peyton, Assistant Curator of Asian
Art

HERBERT WERTHEIM COLLEGE OF
ENGINEERING

Pingchien Neo, Director, International
Engineering Programs

INSTITUTE OF FOOD AND
AGRICULTURAL SCIENCES

Sherry Larkin, Associate Dean for
Research
Benita Bannis, IIST Manager
Allen Wysocki, Associate Dean

ONE HEALTH

Ilaria Capua, Professor

P.K. YONGE DEVELOPMENTAL
RESEARCH SCHOOL

Julie Henderson, Director of
Communications

UF GRADUATE SCHOOL

Emilia Hodge, Director, Graduate
Education Outreach
Matthew Mitterko, Associate Director,
Graduate International Outreach

UF HEALTH INTERNATIONAL CENTER

Wei Hu, Director

UF OFFICE OF RESEARCH

Terra DuBois, Director, Division of
Research Compliance and Global Support
Cassandra Farley, Associate Director,
Research Integrity Officer
Marsha Pesch, Associate Director, Export
Control Officer

UF PROVOST OFFICE

Chris Hass, Associate Provost for
Academic and Faculty Affairs

UF STUDENT AFFAIRS

Mary Kay Carodine, Assistant Vice
President

UF GENERAL COUNSEL

Ana Spiguel, Senior Counsel

UF INSTITUTIONAL ASSESSMENT

Timothy Brophy, Director

UF INTERNATIONAL CENTER

Leonardo Villalón, Dean and Professor
Mabel Cardec, Communications Manager
Julie Fesenmaier, Associate Director,
Office for Global Research Engagement
Susanne Hill, Executive Director
Paloma Rodriguez, Director, Office of
Global Learning
Sandra Russo, Director, Office for Global
Research Engagement

WARRINGTON COLLEGE OF BUSINESS

Jason Ward, Director of International
Programs

