



College Of Education

# 2020 – 2021 REPORT OF INTERNATIONAL ACTIVITY

University of Florida International Center  
Office for Global Research Engagement

*Supporting Faculty to Build Partnerships Globally*

## University of Florida International Center

The **OFFICE FOR GLOBAL RESEARCH ENGAGEMENT (OGRE)** facilitates international research to increase UF's global presence. OGRE supports faculty to advance international research at UF and around the world.

In pursuit of international research excellence, our role is to:

- **INTRODUCE** faculty new to international research to active university networks and experienced mentors.
- **CONNECT** faculty, students, and staff with those who share research interests and are interested in working in similar countries or regions.
- **FOSTER** research networks for internationally focused communities of practice.
- **EXPAND** UF's knowledge and capacity in working in international venues.
- **ASSIST** faculty, students, and staff in identifying sponsored research opportunities and programs.
- **FACILITATE** the process of navigating the UF administrative process for conducting international research.
- **SUPPORT** Fulbright visiting scholars at UF, and UF scholars traveling abroad.

For more information: [JulieFes@ufic.ufl.edu](mailto:JulieFes@ufic.ufl.edu) and <https://www.internationalcenter.ufl.edu>

SUPPORTING FACULTY TO BUILD PARTNERSHIPS GLOBALLY



# 2020/2021

# Report of International Activity

College of Education

## Table of Contents

|   |    |
|---|----|
| List of Figures .....   | ii |
| List of Tables .....  | ii |
| 1. Introduction .....   | 1  |
| 2. International Memoranda of Understanding (MOU) .....                           | 3  |
| COE International MOUs .....  | 3  |
| 3. UF's Global Research Footprint .....   | 6  |
| Institutional Review Boards (IRB): An Indicator of Global Research Capacity ..... | 6  |
| Exempt Approved and Approved IRB Studies .....                                    | 7  |
| IRB Studies by College .....  | 7  |
| IRB Studies by Country .....  | 8  |
| 4. International Visiting Scholars .....  | 9  |
| International Visiting Scholars by College .....                                  | 10 |
| 5. International Student Applications .....                                       | 11 |
| International Applications by Type of Program .....                               | 11 |
| Student Profile .....   | 12 |
| International Applications by Citizenship .....                                   | 13 |
| 6. International Students .....   | 14 |
| Number of International Students Registered for Classes and OPT .....             | 14 |
| International Students: Home Country .....  | 16 |
| 7. Study Abroad Programs .....  | 17 |
| Study Abroad by College .....   | 17 |
| Study Abroad Student Profile .....  | 18 |
| Study Abroad Program Destination .....  | 18 |
| Graduating Students and Study Abroad .....  | 19 |
| 8. International Center Programs .....  | 21 |
| Programs to Support Faculty, Staff, and Students .....                            | 21 |
| 2020 College of Education International Educator of the Year .....                | 21 |
| UF Fulbright Events .....   | 21 |
| International Scholars Program .....  | 22 |
| 9. Travel Registry .....  | 24 |
| Travel by College/Unit .....  | 24 |
| Destination of Travel .....   | 24 |
| 10. UF International Alumni .....   | 25 |

## List of Figures

|  |    |
|--|----|
| Figure 2-1: COE International MOUs 2017-2021 .....                                     | 4  |
| Figure 3-1: COE International Human Subjects Research.....                             | 8  |
| Figure 4-1: Number of Visiting Scholars by Year (COE).....                             | 9  |
| Figure 5-1: International Student Applications by Degree.....                          | 11 |
| Figure 5-2: Female to Male Ration by Degree Type.....                                  | 12 |
| Figure 5-3: Country of Citizenship of COE International Applications.....              | 13 |
| Figure 6-1: Country of Citizenship of COE International Students (Including OPT).....  | 16 |
| Figure 7-1: Study Abroad Destinations of College of Education Graduating Students..... | 20 |
| Figure 10-1: Location of College of Education International Alumni .....               | 26 |

## List of Tables

|   |    |
|---|----|
| Table 2-1: Number of Agreements by College/Unit.....  | 4  |
| Table 2-2: Geographic Diversity of Agreements by College/Unit.....                            | 5  |
| Table 3-1: Number and Percent of IRB Protocols.....   | 7  |
| Table 4-1: International Visiting Scholars by College.....                                    | 10 |
| Table 5-1: Number and Percent of International Applications to COE .....                      | 11 |
| Table 5-2: International Applications (Number and Percent) by College.....                    | 12 |
| Table 5-3: Number and Percent of International Applications by Country.....                   | 13 |
| Table 5-4: International Applications for Graduate and Undergraduate Programs by Country..... | 13 |
| Table 6-1: UF International Students by College and Degree (Non-OPT). .....                   | 15 |
| Table 6-2: OPT Students by College (Number and Percent) .....                                 | 15 |
| Table 7-1: Number and Percent of Students who Participated in Study Abroad by College .....   | 17 |
| Table 7-2: Type of Study Abroad Program by College.....                                       | 18 |
| Table 7-3: Study Abroad by Region (Percent of College to Destination) .....                   | 19 |
| Table 7-4: Number and Percent of COE Students who Studied Abroad by Academic Level.....       | 20 |
| Table 8-1: Attendance at UF Fulbright Events.....   | 21 |
| Table 8-2: Attendance at Fulbright Events by College and Unit.....                            | 22 |
| Table 8-3: International Scholars Program by College.....                                     | 23 |
| Table 9-1: Travel by College and Unit.....  | 24 |
| Table 10-1: Number and Percent of International Alumni by College .....                       | 25 |

# 1. INTRODUCTION

In the 2020/2021 academic year, the University of Florida (UF) continued to pursue its mission of education excellence while facing the greater challenges of a global pandemic. While classes resumed and faculty, staff, and students adapted to changing conditions, the International Center found new and innovative ways to support our international programs and serve our global community. Throughout, we continued to serve UF's broader global mission and are proud to be a leader in fostering international understanding and developing a network of students and scholars at home and around the world.

This report documents international activity at the University of Florida. The 2019/2020 update presents the global footprint for the College of Education (COE) for the academic year. Similar to past reports, the data summarize a considerable volume of international activity, and continues to be testimony to the university's and the colleges' commitment to international research, education, and international exchange.

The report documents the college's international partnerships, the investment into faculty development programs, an estimate of the extent of international research, the number of international visitors working and studying at UF, the number of international students, the extent of applications for graduate programs from students worldwide, COE study abroad programs, efforts dedicated to internationalizing the curricula, and a summary of where college faculty, students and staff are travelling. This year, we have added information about our international alumni, showcasing the global reach of our graduates.

The data represent a snapshot of international activity captured in August 2020. For many categories, the numbers fluctuate; for example, the number of formal agreements with foreign institutions changes daily as new partnerships are introduced and others are expired. For some data, such as for international graduate applications and the number of international students, the report captures Fall numbers only to avoid double counting and redundancies.

The activities reported in this document demonstrate how international efforts at UF and in the college contribute to a fundamental university goal to prepare our students to better navigate the

## College of Education

- 2 International MOUs.
- 34 active IRB studies in 19 countries.
- 36 International Visiting Scholars from 3 countries.
- 399 international student applications from 54 countries.
- 124 international students from 21 countries.
- 5 students studied abroad.
- Of all graduating College of Education students, 35 or 7% had at least one study abroad experience.
- 3 undergraduate students enrolled in the International Scholars Program.
- Faculty and students made 5 trips to 4 countries.
- The UF Alumni Association reports on 225 College of Education alumni living in 47 countries.

increasingly complex challenges of a globalized world. The intent is to showcase and highlight the extent and scope of UF's and the college's international activity in one inclusive report. As a top ranked, R1, public university, COE faculty engage in research and international collaborative activity that is, by its sheer number, a challenge to document. Their scholarship and classroom activity

**Now more than ever, the UF International Center embraces its global mission as we plan a way forward in pursuit of international engagement in a post-pandemic world.**

impacts international content daily and, with almost 5,000 faculty and more than 200 research and education centers, bureaus, and institutes at UF, documenting their international scholarly activity is difficult. For this reason, this report cannot be comprehensive of all international activity; however, it provides a benchmark from which we can begin to measure our global reach. Indeed, every indication suggests the Gator Nation extends substantially to the wider global community.

## 2. INTERNATIONAL MEMORANDA OF UNDERSTANDING (MOU)

The University of Florida connects to the world's best international universities and institutions through formal partnerships supported by UF's International Memoranda of Understanding (MOUs). These agreements facilitate research among faculty; enable faculty and student exchanges; protect intellectual property; and serve as a basis for ensuring ethical best practice. The relationships that may flourish as a result of these agreements is an important aspect of our internationalization efforts.

- 2 International Cooperative MOUs in China.

The MOU database is dynamic. On a regular basis, the International Center enters into new agreements, updates existing partnerships, and terminates those that are expired or no longer relevant. The data tabulated in this report represent the UF Agreements for the 2020/2021 academic year.

The International Center manages 374 international MOUs. The majority fall under two broad categories of Agreements – Cooperative and Reciprocal.

- At UF, most MOUs are Cooperative. The Cooperative MOUs or Agreements are as diverse as the needs of our faculty. These collaborative partnerships provide a framework to pursue collaborative activity and do not represent a legal relationship. Often, they start as a one-to-one collaboration with a UF partner and over the length of the agreement result in meaningful scholarly partnerships.
- At UF, almost one quarter of all International MOUs are Reciprocal Agreements, which are a true exchange program MOUs where students from each institution spend time at the host institution as a non-degree, seeking student.
- There are a few International MOUs to cover combined and dual degree programs, transfer programs from other institutions, or special agreements among universities to accommodate unique circumstances for student exchanges.

### COE International MOUs

| Institution                                | Country | UF Academic Manager | Type        | Termination Date |
|--|---------|---------------------|-------------|------------------|
| East China Normal University               | China   | de Jong,Ester       | Cooperative | 5/31/2024        |
| Fujian Agriculture and Forestry University | China   | de Jong,Ester       | Cooperative | 9/11/2023        |

- Since 2017/18, the number of international MOUs in the college have steadily declined (Figure 2-1).
- No reciprocal student exchanges MOUs.
- In 2018/19 and 2019/20, the college had signed an international MOU to facilitate a combined degree program.

Figure 2-1: COE International MOUs 2017-2021

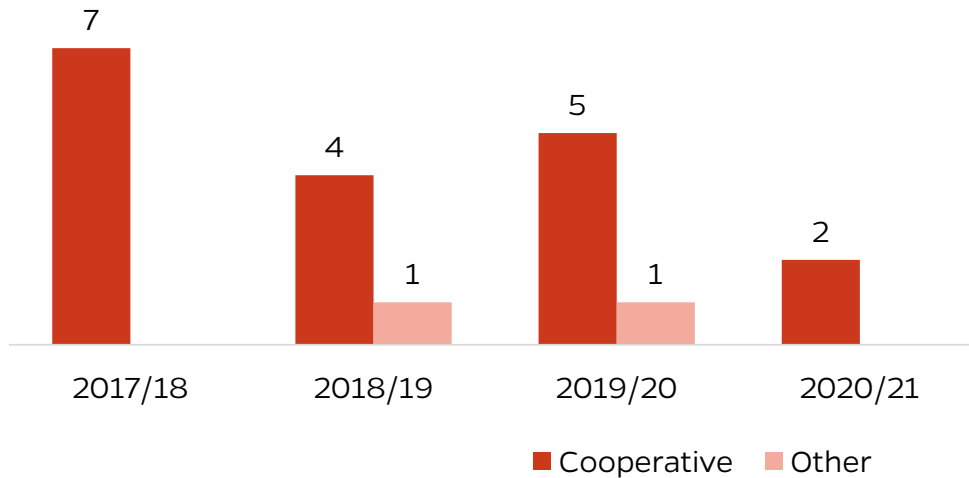


Table 2-1: Number of Agreements by College/Unit

| College/Unit  | UFIC Administered MOUs |            |          | Total      |             |
|---|------------------------|------------|----------|------------|-------------|
|   | Cooperative            | Reciprocal | Other    | Number     | Percent     |
| Arts  | 3                      | -          | -        | 3          | 0.8         |
| Business, Warrington College  | 4                      | 38         | 1        | 43         | 11.5        |
| Center for Latin American Studies   | 30                     | -          | -        | 30         | 8.0         |
| Dentistry   | 1                      | -          | -        | 1          | 0.3         |
| Design, Construction and Planning   | 14                     | 4          | -        | 18         | 4.8         |
| Education   | 2                      | -          | -        | 2          | 0.5         |
| Emerging Pathogens Institute  | 4                      | -          | -        | 4          | 1.1         |
| Engineering, Herbert Wertheim College                                       | 30                     | 9          | 1        | 40         | 10.7        |
| Florida Museum of Natural History   | 1                      | -          | -        | 1          | 0.3         |
| Health and Human Performance  | 11                     | 2          | -        | 13         | 3.5         |
| Institute of Food and Agricultural Sciences                                 | 87                     | 4          | 3        | 94         | 25.1        |
| Journalism and Communications   | 1                      | 1          | -        | 2          | 0.5         |
| Law, Fredric G. Levin College   | 4                      | 1          | -        | 5          | 1.3         |
| Liberal Arts and Sciences   | 30                     | 31         | 2        | 63         | 16.8        |
| Medicine  | 16                     | -          | -        | 16         | 4.3         |
| Nursing   | 2                      | -          | -        | 2          | 0.5         |
| Pharmacy  | 8                      | 1          | 1        | 10         | 2.7         |
| Public Health and Health Professions  | 6                      | 1          | -        | 7          | 1.9         |
| University Wide (International Center, Office of Research, Graduate School) | 16                     | 2          | -        | 18         | 5.1         |
| Veterinary Medicine   | 2                      | -          | -        | 2          | 0.5         |
| <b>TOTAL</b>  | <b>272</b>             | <b>94</b>  | <b>8</b> | <b>374</b> | <b>100%</b> |



- The geographic diversity is generally a reflection of the size of the unit.
- COE has 2 Cooperative MOUs in China.

Table 2-2: Geographic Diversity of Agreements by College/Unit

| College/Unit  | Number of MOUs | Number of Countries  |
|---|----------------|----------------------|
| Arts  | 3              | 3                    |
| Business, Warrington College  | 43             | 22                   |
| Center for Latin American Studies   | 30             | 12                   |
| Dentistry   | 1              | 1                    |
| Design, Construction and Planning   | 18             | 11                   |
| Education   | 2              | 1                    |
| Emerging Pathogens Institute  | 4              | 4                    |
| Engineering, Herbert Wertheim College                                       | 40             | 17                   |
| Florida Museum of Natural History   | 1              | 1                    |
| Health and Human Performance  | 13             | 6                    |
| Institute of Food and Agricultural Sciences                                 | 94             | 40                   |
| Journalism and Communications   | 2              | 2                    |
| Law, Fredric G. Levin College   | 5              | 3                    |
| Liberal Arts and Sciences   | 63             | 31                   |
| Medicine  | 16             | 11                   |
| Nursing   | 2              | 2                    |
| Pharmacy  | 10             | 10                   |
| Public Health and Health Professions  | 7              | 6                    |
| University Wide (International Center, Office of Research, Graduate School) | 18             | 14                   |
| Veterinary Medicine   | 2              | 2                    |
| TOTAL   | 374            | MOUs in 82 Countries |

# 3. UF'S GLOBAL RESEARCH FOOTPRINT

## Institutional Review Boards (IRB): An Indicator of Global Research Capacity

- 34 international IRB studies
- Research is active in 19 countries

Documenting the international research conducted by faculty, staff and student at UF is monumental. There is no consistency in labeling research as international unless it physically conducted outside of the US. One indicator of our

research footprint can include applications to UF's Institutional Review Boards (IRB) oversight of human subjects research.

The IRB is charged with protecting the rights and welfare of participants in clinical trials and other human subjects research studies. UF IRB offices reviews and approves all research involving human subjects to ensure the welfare and rights of research participants are protected as mandated by federal and state laws, local policies, and ethical principles. As such, UF faculty, staff, and students must provide the IRB with a detailed plan of how their research will ensure the safety and welfare of any people who participate in their research project. When the research is conducted outside of the U.S., faculty, staff, and students are required to submit their research protocol that is compliant with the regulations in the U.S. and in the country where the research will take place.

The database that stores the applications for IRB approvals can serve as one indicator of the extent of international research at UF. It is not a comprehensive list and does not include research activities that does not involve people directly in the research methodology. It would not include studies that:

- Collect physical data,
- Reflect an international research collaboration among colleagues,
- Rely primarily on secondary data,
- Conduct primarily library or archival research, or
- Are exploratory studies intended to train students.

Within the above parameters, several colleges (e.g., Colleges of Engineering and the Arts) are underrepresented in this summary. As such, these data can only partially highlight the scope of UF's global research.

## Exempt Approved and Approved IRB Studies<sup>1</sup>

- 34 international IRB studies.
- 28 studies submitted to the UF IRB for review, qualified to be *Exempt Approved* status from further review by the Code of Federal Regulations (CFR). To qualify the study can meet one of the following criteria:
  - Research is conducted in an established educational setting and involves instruction.
  - Research using educational tests, surveys, interviews, or observations of public behavior.
  - Research that does not impose risk or impact on any subject.
  - Secondary research involving access of identifiable data.
- 6 of the 34 COE studies had undergone full IRB review.

## IRB Studies by College

- 5.2% of UFs research requiring IRB oversight submitted by COE faculty, staff, and students.

Table 3-1: Number and Percent of IRB Protocols

| College/Unit                                | Number     | Percent     | Number of Countries  |
|---|------------|-------------|----------------------|
| Arts  | 13         | 2.0         | 12                   |
| Business, Warrington College                | 25         | 3.8         | 5*                   |
| Center for Latin American Studies           | 22         | 3.4         | 17                   |
| Dentistry                                   | 1          | 0.2         | 1                    |
| Design, Construction and Planning           | 22         | 3.4         | 22                   |
| Education                                   | 34         | 5.2         | 19*                  |
| Emerging Pathogens Institute                | 10         | 1.5         | 4                    |
| Engineering, Herbert Wertheim College       | 11         | 1.7         | 10                   |
| Florida Museum of Natural History           | 1          | 0.2         | 1                    |
| Health and Human Performance                | 27         | 4.1         | 14*                  |
| Institute of Food and Agricultural Sciences | 90         | 13.7        | 50*                  |
| Journalism and Communications               | 34         | 5.2         | 17*                  |
| Libraries, George A. Smathers               | 2          | 0.3         | 2                    |
| Liberal Arts and Sciences                   | 188        | 28.7        | 79*                  |
| Medicine                                    | 92         | 14.0        | 43                   |
| Nursing                                     | 7          | 1.1         | 6                    |
| Pharmacy                                    | 16         | 2.4         | 9                    |
| Public Health and Health Professions        | 34         | 5.2         | 19                   |
| UF International Center                     | 10         | 1.5         | 9                    |
| UF Other                                    | 5          | 0.8         | 4                    |
| Veterinary Medicine                         | 12         | 1.8         | 11                   |
| <b>TOTAL</b>                                | <b>656</b> | <b>100%</b> | <b>127 Countries</b> |

\*Including studies that are global or regional encompassing multiple countries.

<sup>1</sup> UF Definitions of Exempt Human Subjects Research -- <https://irb.ufl.edu/irb02/forms-templates-guidelines/irbrev.html>

## IRB Studies by Country

- 34 IRB studies in 19 countries<sup>2</sup>.
- One study had was global and spanned multiple regions and countries.

Figure 3-1: COE International Human Subjects Research



---

<sup>2</sup> Some IRB studies are conducted in multiple countries and therefore the number of countries listed may be greater than the number of projects.

# 4. INTERNATIONAL VISITING SCHOLARS

International Visiting Scholars are vital in supporting the global mission of the University of Florida.

International Visitors promote cultural exchange, enrich international research, and connect UF to leading universities in the world. This year, UF's visiting scholars faced the additional challenge from

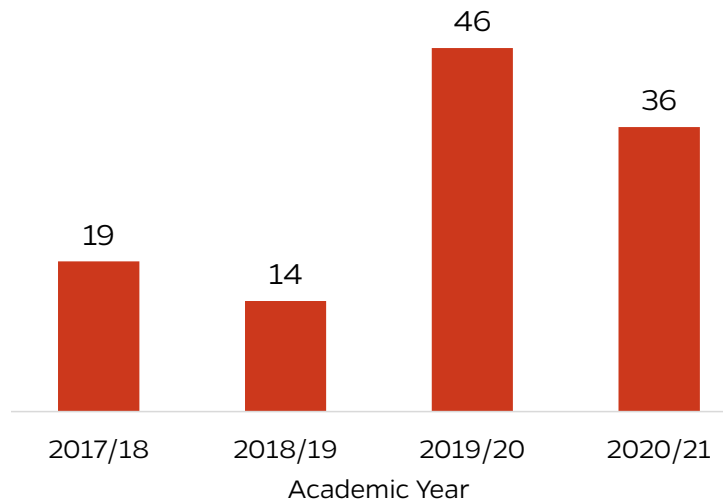
the COVID-19 pandemic, international travel restrictions, and limited access to U.S. Embassies and Consulates for visa processing. Some of our visiting scholars had to return to their home country earlier than planned, while others were not able to travel and have a physical presence on campus. The impact of the pandemic will continue to make a difference in our numbers of visitors throughout our next academic year. The total number of scholars at UF for the 2020/2021 academic year, dropped substantially and continues a downward trend. This academic year, the college hosted 36 International Visiting Scholars, lower than the previous year (Figure 4-1).

- 36 international visiting scholars from 3 countries.
- 35 Research Scholars and one international Short-Term Scholar.

Visiting scholars fit into one of five categories:

1. Professor – Teaching is the primary function; more than 50% of their time devoted to teaching. Maximum duration is five years.
2. Research Scholar – Research is the primary function; more than 50% of their time devoted to research. Maximum duration is five years.
3. Short Term Scholar – Program allows research and teaching. Maximum duration of six-months.
4. Student Intern – International students completing an internship which fulfills an educational objective towards the completion of the student's degree from their home institution. They must engage in a minimum of 32 hours per week of structured internship activities and may take part-time UF courses. The maximum duration of their program is 12 months.

Figure 4-1: Number of Visiting Scholars by Year (COE)



## International Visiting Scholars by College

- COE hosts 4% of all International Visiting Scholars at UF.
- Hosts 4% of all Research Scholars at UF.
- 35 Visiting Research Scholars, with a large cohort of 27 from Saudi Arabia, 7 from China and 1 from South Korea.
- 1 International Short-term Scholar from China.

Table 4-1: International Visiting Scholars by College

| College                                     | Professor | Research Scholar | Short-Term Scholar | Student Intern | Total (% of Total) |
|---|-----------|------------------|--------------------|----------------|--------------------|
| Arts  | 1         | 2                | -                  | -              | 3 (0.3)            |
| Business, Warrington College                | 1         | 13               | -                  | -              | 14 (1.5)           |
| Center for Latin American Studies           | -         | -                | 1                  | -              | 1 (0.1)            |
| Dentistry                                   | -         | 17               | -                  | -              | 17 (1.8)           |
| Design, Construction and Planning           | -         | 12               | 1                  | -              | 13 (1.4)           |
| Education                                   | -         | 35               | 1                  | -              | 36 (3.9)           |
| Engineering, Herbert Wertheim College       | -         | 77               | 3                  | -              | 80 (8.7)           |
| Florida Museum of Natural History           | -         | 6                | 1                  | -              | 7 (0.8)            |
| Health and Human Performance                | -         | 11               | 1                  | -              | 12 (1.3)           |
| Institute of Food and Agricultural Sciences | 2         | 313              | 52                 | 9              | 376 (40.8)         |
| Journalism and Communications               | -         | 4                | -                  | -              | 4 (0.4)            |
| Law, Levin College                          | -         | 2                | -                  | -              | 2 (0.2)            |
| Liberal Arts and Sciences                   | 6         | 119              | 9                  | -              | 134 (14.5)         |
| Medicine                                    | -         | 131              | 3                  | -              | 134 (14.5)         |
| Nursing                                     | -         | 1                | -                  | -              | =1 (0.1)           |
| Pharmacy                                    | -         | 44               | 1                  | 2              | 47 (5.1)           |
| Public Health and Health Professions        | -         | 16               | -                  | -              | 16 (1.7)           |
| Veterinary Medicine                         | -         | 20               | -                  | -              | 20 (2.2)           |
| Whitney Laboratory                          | -         | 5                | -                  | -              | 5 (0.5)            |
| TOTAL                                       | 10        | 828              | 73                 | 11             | 922 (100)          |

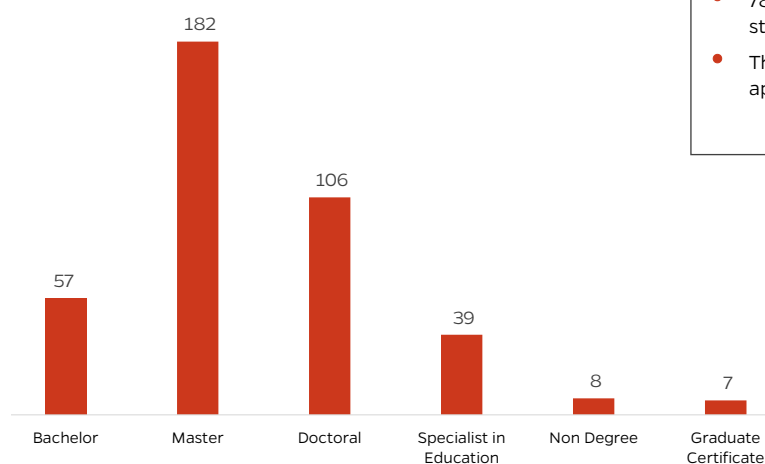
# 5. INTERNATIONAL STUDENT APPLICATIONS

## International Applications by Type of Program

- 399 international students applied for degrees to the College of Education.
- 2% of international applications to UF.

- 399 international applications from students in 54 countries.
- 2% of all UF international Applications are to the college.
- 78% of applications are from female students; 22% from male students.
- The majority (65%) of COE international applications are from China.

Figure 5-1: International Student Applications by Degree



- The majority of COE international applications are to COE master's program.

Table 5-1: Number and Percent of International Applications to COE

| Degree                  | Number     | Percent of COE | Percent of UF |
|-------------------------|------------|----------------|---------------|
| Bachelor                | 57         | 14.3           | 1.0           |
| Master's                | 182        | 45.6           | 2.4           |
| Specialist in Education | 39         | 9.8            | 100.0         |
| Doctorate               | 106        | 26.6           | 2.9           |
| Non-Degree              | 8          | 2.0            | 1.3           |
| Graduate Certificate    | 7          | 1.8            | 3.3           |
| <b>TOTAL</b>            | <b>399</b> | <b>100%</b>    | <b>2.2</b>    |

# International Applications by College


Table 5-2: International Applications (Number and Percent) by College

| College                                     | Number | Percent |
|---|--------|---------|
| Arts  | 276    | 1.5     |
| Business, Warrington College                | 2,356  | 13.1    |
| Dentistry                                   | 327    | 1.8     |
| Design, Construction and Planning           | 568    | 3.2     |
| Education                                   | 399    | 2.2     |
| Engineering, Herbert Wertheim               | 5,785  | 32.3    |
| Health and Human Performance                | 383    | 2.1     |
| Institute of Food and Agricultural Sciences | 1,207  | 6.7     |
| Journalism and Communications               | 418    | 2.3     |
| Law   | 298    | 1.7     |
| Liberal Arts and Sciences                   | 4,385  | 24.5    |
| Medicine                                    | 347    | 1.9     |
| Nursing                                     | 98     | 0.5     |
| Pharmacy                                    | 338    | 1.9     |
| Public Health and Health Professions        | 609    | 3.4     |
| Veterinary Medicine                         | 123    | 0.7     |
| TOTAL                                       | 17,917 | 100%    |

## Student Profile

- 78% of all applications to the college are from female students, 22% from male, and 0.5% did not disclose gender.
- For undergraduate programs the ratio of females to males is similar to the college average 77/23. A greater female to male ratio for master’s programs (82/18), and slightly lower female to male for doctoral programs (70/28).
- International applications for COE certificate programs and non-degree programs are also heavily weight female to male.

Figure 5-2: Female to Male Ration by Degree Type





## International Applications by Citizenship

- The college received applications from 54 countries.
- Two thirds of all international applications are from China.

Figure 5-3: Country of Citizenship of COE International Applications



Table 5-3: Number and Percent of International Applications by Country

| Country of Citizenship | All International Applications |         |
|------------------------|--------------------------------|---------|
|                        | Number                         | Percent |
| China                  | 260                            | 65.2    |
| Saudi Arabia           | 18                             | 4.5     |
| South Korea            | 16                             | 4.0     |
| Taiwan                 | 11                             | 2.8     |
| 50 Countries           | 94                             | 23.6    |
| TOTAL                  | 399                            | 100.0%  |

- COE receives 334 international applications for graduate programs (master, doctoral, Specialist in Education, and certificate) from 51 countries. Almost one third of graduate applications from China.
- 57 international applications for bachelor's degrees from 10 countries, 82.5% from China.

Table 5-4: International Applications for Graduate and Undergraduate Programs by Country

| Country of Citizenship | Graduate (Master, Doctoral, Specialist, Certificate) |         | Country of Citizenship | Undergraduate (Bachelor and Certificate) |         |
|------------------------|--|---------|------------------------|--|---------|
|                        | Number   | Percent |                        | Number                                   | Percent |
| China                  | 208  | 47.3    | China                  | 47                                       | 82.5    |
| Saudi Arabia           | 18   | 10.8    | South Korea            | 2  | 3.5     |
| South Korea            | 14   | 10.1    | 8 Countries            | 8  | 14.0    |
| Taiwan                 | 9  | 4.1     | TOTAL                  | 57                                       | 100.0%  |
| Canada                 | 6  | 3.4     |                        |  |         |
| 46 Countries           | 79   | 23.7    |                        |  |         |
| TOTAL                  | 334  | 100.0%  |                        |  |         |

# 6. INTERNATIONAL STUDENTS

Each year, the International Center welcomes and assists students from around the world to help them make a smooth transition to student life at the University of Florida. The data reported here reflect UF's submission to the Open Doors Report to the US Department of State, Bureau of Educational, and Cultural Affairs.

## Number of International Students Registered for Classes and OPT<sup>3</sup>

- 2.2% of all international students at UF.

- 124 international students from 21 countries.
- 2% of all international students at UF (including OPT) in the college.
- 110 international students enrolled in classes.
- 14 graduates are registered in Optional Practical Training (OPT).
- 92% international students (including OPT) are enrolled in a graduate program.
- 7% international students (including OPT) are enrolled in an undergraduate program.
- 1 student in a non-degree program.
- 76% of international students are female, 24% are male.

### College of Education

#### Non-OPT International Students

- 110 students
- 3% of all UF (non-OPT) international students.
- International students are from 20 countries. 74% from China.
- 91% are enrolled in graduate programs (68% working toward a doctorate, 17% toward a master's degree, and 6% toward a Specialist in Education degree).
- 8.2% international students are enrolled in a bachelor's degree program.

#### OPT International Students

- 14 students
- Less than 1% of all OPT students at UF.
- International OPT students from 4 countries: China, Nigeria, Taiwan, and the UK.
- Of college OPT registered students 9 have completed a doctorate, 4 have completed a master's degree, and 1 student completed a bachelor's degree

<sup>3</sup> Optional Practical Training provides international students an opportunity to seek "temporary employment for practical training directly related to the student's major area of study." The student can use it during or after program completion. Pre-completion OPT is always part-time and can be used at any time during the degree program. Post-completion OPT is full-time and is granted only after graduation or completion of the degree program.

Table 6-1: UF International Students by College and Degree (Non-OPT).

| College                                     | Bachelor Degree |             | Graduate Degree |             | Non-Degree |             | Total        |             |
|---|-----------------|-------------|-----------------|-------------|------------|-------------|--------------|-------------|
|   | No.             | %           | No.             | %           | No.        | %           | No.          | %           |
| Arts  | 9               | 1.2         | 34              | 1.2         | 1          | 6.7         | 44           | 1.2         |
| Business, Warrington College                | 139             | 18.8        | 153             | 5.3         | 1          | 6.7         | 293          | 8.1         |
| Dentistry                                   | -               | -           | 5               | 0.2         | -          | -           | 5            | 0.1         |
| Design, Construction and Planning           | 25              | 3.4         | 130             | 4.5         | 1          | 6.7         | 156          | 4.3         |
| Education                                   | 9               | 1.2         | 100             | 3.5         | 1          | 6.7         | 110          | 3.0         |
| Engineering, Herbert Wertheim               | 195             | 26.4        | 1,181           | 41.2        | 6          | 40.0        | 1,382        | 38.1        |
| Health and Human Performance                | 46              | 6.2         | 55              | 1.9         | -          | -           | 101          | 2.8         |
| Institute of Food and Agricultural Sciences | 55              | 7.4         | 390             | 13.6        | 2          | 13.3        | 447          | 12.3        |
| Journalism and Communications               | 51              | 6.9         | 40              | 1.4         | -          | -           | 91           | 2.5         |
| Law, Levin College                          | -               | -           | 15              | 0.5         | -          | -           | 22           | 0.6         |
| Liberal Arts and Sciences                   | 206             | 27.9        | 518             | 18.1        | 3          | 20.0        | 727          | 20.0        |
| Medicine                                    | -               | -           | 72              | 2.5         | -          | -           | 72           | 2.0         |
| Nursing                                     | 2               | 0.3         | 10              | 0.3         | -          | -           | 12           | 0.3         |
| Pharmacy                                    | -               | -           | 65              | 2.3         | -          | -           | 65           | 1.8         |
| Public Health and Health Professions        | 2               | 0.3         | 78              | 2.7         | -          | -           | 80           | 2.2         |
| Veterinary Medicine                         | -               | -           | 20              | 0.7         | -          | -           | 20           | 0.6         |
| <b>TOTAL</b>                                | <b>739</b>      | <b>100%</b> | <b>2,866</b>    | <b>100%</b> | <b>15</b>  | <b>100%</b> | <b>3,627</b> | <b>100%</b> |

Table 6-2: OPT Students by College (Number and Percent)<sup>4</sup>

| College                                     | Bachelor's Degree |      | Graduate Degree* |      | Total |      |
|---|-------------------|------|------------------|------|-------|------|
|   | No.               | %    | No.              | %    | No.   | %    |
| Arts  | 1                 | 1.0  | 5                | 0.3  | 6     | 0.3  |
| Business, Warrington College                | 20                | 20.4 | 194              | 10.3 | 214   | 10.9 |
| Dentistry                                   | -                 | -    | -                | -    | -     | -    |
| Design, Construction and Planning           | 4                 | 4.1  | 77               | 4.1  | 81    | 4.1  |
| Education                                   | -                 | -    | 14               | 0.7  | 14    | 0.7  |
| Engineering, Herbert Wertheim               | 41                | 41.8 | 1,251            | 66.7 | 1,292 | 65.4 |
| Health and Human Performance                | 2                 | 2.0  | 16               | 0.9  | 18    | 0.9  |
| Institute of Food and Agricultural Sciences | 7                 | 7.1  | 115              | 6.1  | 122   | 6.2  |
| Journalism and Communications               | 9                 | 9.2  | 5                | 0.3  | 14    | 0.7  |
| Law, Levin College                          | -                 | -    | 20               | 1.1  | 20    | 1.0  |
| Liberal Arts and Sciences                   | 13                | 13.3 | 101              | 5.4  | 114   | 5.8  |
| Medicine                                    | -                 | -    | 30               | 1.6  | 30    | 1.6  |
| Nursing                                     | -                 | -    | 1                | 0.1  | 1     | 0.1  |

<sup>4</sup> Does not include students who are enrolled in a non-degree or a certificate program.

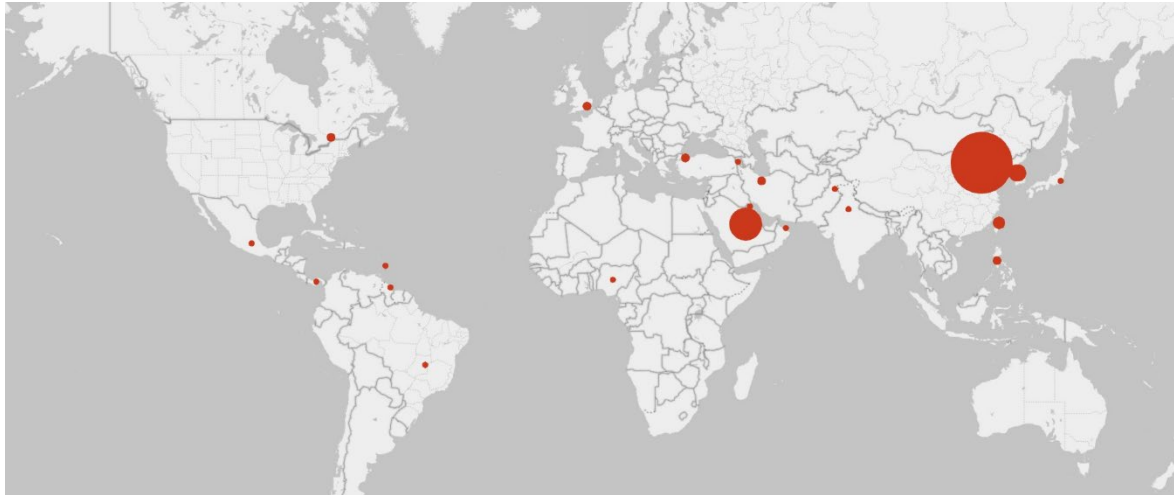
| College                              | Bachelor's Degree |      | Graduate Degree* |      | Total  |      |
|--------------------------------------|-------------------|------|------------------|------|--------|------|
|                                      | No.               | %    | No.              | %    | No.    | %    |
| Pharmacy                             | -                 | -    | 26               | 1.4  | 26     | 1.3  |
| Public Health and Health Professions | 1                 | 1.0  | 18               | 1.0  | 19     | 1.0  |
| Veterinary Medicine                  | -                 | -    | 2                | 0.1  | 2      | 0.1  |
| TOTAL                                | 98                | 100% | 1,875            | 100% | 1,973* | 100% |

\*Does not include 7 students enrolled in non-degree or certificate programs.

## International Students: Home Country

- The 124 international students enrolled in the college, including OPT, are from 21 countries.
- 84% of all international students from Eastern and Southeastern Asia (mostly from China).

Figure 6-1: Country of Citizenship of COE International Students (Including OPT)



## 7. STUDY ABROAD PROGRAMS

- 5 College of Education students participated in a study abroad program in China and Italy.
- Of all graduating Education students, 35 or 7% had at least one study abroad experience.

For Study Abroad Services, the 2020-2021 Academic Year required endless planning for a multitude of logistical scenarios. The Study Abroad team spent a significant amount of time analyzing program

feasibility and the financial implications of attempting to run programs during the pandemic. As expected, participation dramatically decreased over the past year, and only 276 were able to study abroad, with the majority of those students studying in Europe and Asia. We also saw an increase in virtual international opportunities, with around 50 UF students participating in either a virtual international internship or program. This is a trend we expect to continue as more students look for financially accessible ways to internationalize their degree.

While the pandemic has certainly placed additional challenges on study abroad the past year, the overall trajectory of study abroad at UF over the past few decades has not faltered. The International Center expects to see more return to normalcy over the 2021-2022 academic year, and plans to continue diversifying study abroad programs, and the students who participate in them. Our plans for the upcoming year include greater outreach to underrepresented students and an increase in programming to non-traditional destinations. And as we move forward in years to come, UF Study Abroad Services plans to continue the mission of providing transformative global learning opportunities that challenge students to embrace differences and foster the intercultural competency to succeed in today's interconnected world.

### Study Abroad by College

- Less than 2% of all study abroad students are from the college.

Table 7-1: Number and Percent of Students who Participated in Study Abroad by College

| College                                     | Number     | Percent     |
|---|------------|-------------|
| Arts  | 2          | 0.7         |
| Business, Warrington College                | 75         | 27.2        |
| Design, Construction and Planning           | 16         | 5.8         |
| Education                                   | 5          | 1.8         |
| Engineering, Herbert Wertheim College       | 34         | 12.3        |
| Health and Human Performance                | 7          | 2.5         |
| Institute of Food and Agricultural Sciences | 5          | 1.8         |
| Journalism and Communications               | 16         | 5.8         |
| Law, Levin College                          | 1          | 0.4         |
| Liberal Arts and Sciences                   | 91         | 33.0        |
| Nursing                                     | 1          | 0.4         |
| Pharmacy                                    | 1          | 0.4         |
| Public Health and Health Professions        | 2          | 0.7         |
| Other                                       | 20         | 7.2         |
| <b>TOTAL</b>                                | <b>276</b> | <b>100%</b> |

## Study Abroad Student Profile

- All study abroad students are undergraduates.
- Of the five students, four are females.
- Participated in a traditional summer program of classroom learning with accompanying travel and tours.
- Four students participated in a summer program, and one student during the fall semester.

Table 7-2: Type of Study Abroad Program by College

| College                                     | Percent of Students      |                 |                    |                   | Total Number of Students |      |
|---|--------------------------|-----------------|--------------------|-------------------|--------------------------|------|
|   | Traditional              | Work Internship | Research Fieldwork | Independent Study |                          |      |
| Arts  | 2                        | -               | -                  | -                 | 2                        |      |
| Business, Warrington College                | 45                       | 30              | -                  | -                 | 75                       |      |
| Design, Construction and Planning           | 16                       | -               | -                  | -                 | 16                       |      |
| Education                                   | 5                        | -               | -                  | -                 | 5                        |      |
| Engineering, Herbert Wertheim College       | 24                       | -               | 10                 | -                 | 34                       |      |
| Health and Human Performance                | 5                        | 1               | -                  | 1                 | 7                        |      |
| Institute of Food and Agricultural Sciences | 5                        | -               | -                  | -                 | 5                        |      |
| Journalism and Communications               | 15                       | 1               | -                  | -                 | 16                       |      |
| Law, Levin College                          | 1                        | -               | -                  | -                 | 1                        |      |
| Liberal Arts and Sciences                   | 81                       | 9               | 1                  | -                 | 91                       |      |
| Nursing                                     | 1                        | -               | -                  | -                 | 1                        |      |
| Pharmacy                                    | -                        | -               | -                  | 1                 | 1                        |      |
| Public Health and Health Professions        | 1                        | -               | 1                  | -                 | 2                        |      |
| Not reported                                | 8                        | 12              |                    |                   | 20                       |      |
|   | PERCENT                  | 75.7%           | 19.2%              | 4.4%              | 0.7%                     | 100% |
|   | TOTAL NUMBER OF STUDENTS | 209             | 53                 | 12                | 2                        | 276  |

## Study Abroad Program Destination

- All COE students travelled to China.

Table 7-3: Study Abroad by Region (Percent of College to Destination)

| College<br>(Number of Students)                    | Europe | Eastern and<br>Southeastern<br>Asia | Latin<br>America<br>and the<br>Caribbean | North<br>Africa and<br>Western<br>Asia | Central<br>and<br>Southern<br>Asia | Sub<br>Saharan<br>Africa |
|--|--------|-------------------------------------|--|--|------------------------------------|--------------------------|
| Arts (2)   | 50%    | 50%                                 | -  | -                                      | -                                  | -                        |
| Business, Warrington College<br>(75)               | 53.3%  | 42.7%                               | 1.3%                                     | 2.7%                                   | -                                  | -                        |
| Design, Construction and<br>Planning (16)          | 100%   | -                                   | -  | -                                      | -                                  | -                        |
| Education (5)                                      | -      | 100%                                | -  | -                                      | -                                  | -                        |
| Engineering, Herbert<br>Wertheim College (34)      | 82.4%  | 8.8%                                | -  | 2.9%                                   | 5.9                                | -                        |
| Health and Human<br>Performance (7)                | 28.6%  | 71.4%                               | -  | -                                      | -                                  | -                        |
| Institute of Food and<br>Agricultural Sciences (5) | 40%    | 60%                                 | -  | -                                      | -                                  | -                        |
| Journalism and<br>Communications (16)              | 31.3%  | 68.7%                               | -  | -                                      | -                                  | -                        |
| Law, Levin College (1)                             | -      | -                                   | -  | -                                      | -                                  | 100%                     |
| Liberal Arts and Sciences (91)                     | 59.3%  | 26.4%                               | 6.6%                                     | 3.3%                                   | 4.4%                               | -                        |
| Nursing (1)  | 100%   | -                                   | -  | -                                      | -                                  | -                        |
| Pharmacy (1)                                       | 100%   | -                                   | -  | -                                      | -                                  | -                        |
| Public Health and Health<br>Professions (2)        | 100%   | -                                   | -  | -                                      | -                                  | -                        |
| Not reported (20)                                  | 50%    | 40%                                 | 5%                                       | 5%                                     | -                                  | -                        |
| PERCENT  | 58.7%  | 33.3%                               | 2.9%                                     | 2.5%                                   | 2.2%                               | 0.4%                     |
| TOTAL NUMBER OF<br>STUDENTS                        | 162    | 92                                  | 8  | 7                                      | 6                                  | 1                        |

## Graduating Students and Study Abroad

- In the 2020/21 Academic Year, 511 students graduated from all college programs. Of those, 35 or 7% participated in at least one study abroad program during their time at UF.
- Of the 35 students who had at least one study abroad experience, 9 were undergraduates, (18 students) graduated with a master's degree, 7 students enrolled in the Specialist in Education degree, and 1 student graduated with a doctorate.
- 6% of all college undergraduates, 8% of master's students, 13% of all Specialist in Education students, and 1% of all doctoral students had at least one study abroad experience prior to graduation (Table 7-4).

Table 7-4: Number and Percent of COE Students who Studied Abroad by Academic Level

| Academic Degree | Number who Studied Abroad | Number of all Graduating Students in the College | Percent of All Students who Studied Abroad |
|-----------------|---------------------------|--|--|
| Bachelor's      | 9                         | 147  | 6.1  |
| Master's        | 18                        | 236  | 7.6  |
| Specialist      | 7                         | 52   | 13.5                                       |
| Doctorate       | 1                         | 76   | 1.3  |
| TOTAL           | 35                        | 511  | 6.8  |

- Students who graduated from the College of Education in the 2020/2021 Academic Year and had a study abroad experience, travelled to 10 countries.
- The majority of trips were to Italy.

Figure 7-1: Study Abroad Destinations of College of Education Graduating Students





# 8. INTERNATIONAL CENTER PROGRAMS

## Programs to Support Faculty, Staff, and Students

Engaging with faculty, staff, and students is a key area of strategic importance to the University of Florida and has been a priority in our roadmap to preeminence. The International Center invests in cross cutting programs to support internationalization efforts including research, student experiences, leadership development, and promoting meaningful partnerships to universities abroad.

## 2020 College of Education International Educator of the Year

- **Staff Award:** Jo Kozuma Education Specialist II, International Engagement in Education Coordinator, School of Teaching and Learning

## UF Fulbright Events

The Fulbright Scholars program is sponsored by the U.S. Department of State’s Bureau of Educational and Cultural Affairs. Founded in 1946, the programs mission is to improve intercultural relations and cultural diplomacy between the United States and other countries around the world. At UF, the Fulbright program works with a large set of collaborating partners across campus. The International Center coordinates and hosts events to promote the Fulbright experience. During the 2020/2021 academic year, the International Center co-sponsored five virtual events attended by 145 faculty, students, and staff from almost every college at UF.

Table 8-1: Attendance at UF Fulbright Events

| Event   | Number Attended |
|---|-----------------|
| Virtual Welcome & Networking Reception                          | 35              |
| My Fulbright Experiences and Impacts with Dr. Muthusami Kumaran | 35              |
| How to Prepare a Successful US Scholar Fulbright Application    | 29              |
| Managing Fulbright Recruitment and Retention                    | 26              |
| US Fulbright Scholar Informational Session                      | 20              |
| TOTAL   | 145             |

Table 8-2: Attendance at Fulbright Events by College and Unit

| College/Unit                                | Number Attended |
|---|-----------------|
| Liberal Arts and Sciences                   | 34              |
| Institute of Food and Agricultural Sciences | 31              |
| UF International Center                     | 23              |
| UF Administration                           | 10              |
| Guests of UF                                | 9               |
| Education                                   | 8               |
| Arts  | 7               |
| Herbert Wertheim College of Engineering     | 6               |
| Health and Human Performance                | 5               |
| Medicine                                    | 4               |
| Levin College of Law                        | 2               |
| Warrington College of Business              | 2               |
| Design, Construction and Planning           | 1               |
| FLMNH                                       | 1               |
| Nursing                                     | 1               |
| Public Health and Health Professions        | 1               |
| TOTAL                                       | 145             |

## International Scholars Program

The International Scholars Program (ISP) is a commencement medallion program open to all undergraduate students. ISP allows students to develop a global mindset and acquire in-demand skills by integrating international coursework, interdisciplinary perspectives, digital literacy, and experiential learning opportunities. To graduate with the International Scholars designation, the student must meet four requirements:

1. Four courses of international themed coursework
  2. One international experience (e.g., study abroad) or two semesters of a foreign language
  3. Be engaged in the various international campus life programs available throughout the year
  4. The student must complete the capstone *e*-portfolio program that features their accomplishments at UF and abroad in an online forum
- 3 students graduated with an ISP designation.

Table 8-3: International Scholars Program by College

| College/Unit                                | International Scholars Enrolled |         | International Scholars Graduated |         |
|---|---------------------------------|---------|----------------------------------|---------|
|   | Total Enrolled                  | Percent | Total Graduated                  | Percent |
| Arts  | 15                              | 2.1     | 3                                | 3.3     |
| Business, Warrington College                | 58                              | 8.1     | 7                                | 7.6     |
| Design, Construction and Planning           | 19                              | 2.7     | 1                                | 1.1     |
| Education                                   | 3                               | 0.4     | 0                                | 0       |
| Engineering, Herbert Wertheim College       | 47                              | 6.6     | 1                                | 1.1     |
| Health and Human Performance                | 1                               | 0.1     | 0                                | 0       |
| Institute of Food and Agricultural Sciences | 77                              | 10.8    | 9                                | 9.8     |
| Journalism and Communications               | 30                              | 4.2     | 6                                | 6.5     |
| Liberal Arts and Sciences                   | 438                             | 61.3    | 59                               | 64.1    |
| Nursing                                     | 7                               | 1.0     | 1                                | 1.1     |
| Public Health and Health Professions        | 20                              | 2.8     | 5                                | 5.4     |
| TOTAL                                       | 715                             | 100%    | 92                               | 100%    |

# 9. TRAVEL REGISTRY

- Faculty made 5 trips.
- Faculty travelled to 4 countries.
- 3 trips were to support research and 2 trips to build partnerships or a site visits.

University of Florida faculty, staff, and researchers travel internationally as part of their official UF duties. For example, they may travel to attend conferences, collect field data, engage in outreach activities, collaborate with partners, participate in meetings, recruit students, etc. Prior to Covid, the number of trips on behalf of UF ranged from four to five thousand each year. Due to a full year of Covid-19 restrictions, the number of trips by UF faculty, staff, and students dropped significantly and UF’s travel fell to 329 trips. As in previous years, more than fifty percent of all travel is in May, June, and July. In 2018/19 pre covid UF faculty, staff, and students accounted for over 4,000 trips.

- 5 trips by education faculty. In comparison, pre-covid 1n 2018/19, the college had registered 72 trips within the same timeframe.
- 3 trips to support research and 2 trips for site visits or partnership development efforts.

## Travel by College/Unit

Table 9-1: Travel by College and Unit

| College/Unit                                | Number | Percent of Total |
|---|--------|------------------|
| Liberal Arts and Sciences                   | 108    | 32.3             |
| Institute of Food and Agricultural Sciences | 63     | 18.9             |
| Herbert Wertheim College of Engineering     | 28     | 8.4              |
| Medicine                                    | 28     | 8.4              |
| Type One Centers                            | 18     | 5.4              |
| Public Health and Health Professions        | 16     | 4.8              |
| Florida Museum of Natural History           | 16     | 4.8              |
| Arts  | 13     | 3.9              |
| UF Administration                           | 12     | 3.6              |
| Veterinary Medicine                         | 12     | 3.6              |
| Education                                   | 5      | 1.5              |
| Design, Construction and Planning           | 3      | 0.9              |
| Warrington College of Business              | 3      | 0.9              |
| Pharmacy                                    | 3      | 0.9              |
| Not Reported                                | 3      | 0.9              |
| Health and Human Performance                | 2      | 0.6              |
| Nursing                                     | 1      | 0.3              |
| TOTAL                                       | 334    | 100%             |

## Destination of Travel

- Two faculty travelled to France, and 1 each to Australia, the Netherlands, and Poland.

# 10. UF INTERNATIONAL ALUMNI

- The UF Alumni Association reports on 225 College of Education alumni living outside of the U.S.
- Represents 2.4% of all recorded international alumni who have graduated from the college.
- Alumni live in 47 countries: 32% in China and 9% in Canada.
- Of international alumni data, 92% graduated with a graduate degree and 8% with a bachelor's degree.

The University of Florida supports a large alumnus of more than 450,000 former students. Because UF has a sizeable number of international students and the university's reputation is global, UF's graduates extend the gator nation worldwide. Tracking graduates is a challenge and the summary presented here cannot be comprehensive. The accuracy of tracking where UF's graduates live is a function of the strength of each of our college's alumni network. As a result, some colleges can report proportionately larger numbers than those reflected by graduation data.

Additionally, some colleges have a larger percentage of international students and therefore, their international alumni reflect that enrollment trend.

The summary documents both UF's international students who may have returned to their home country after graduation and U.S. students who work and live abroad.

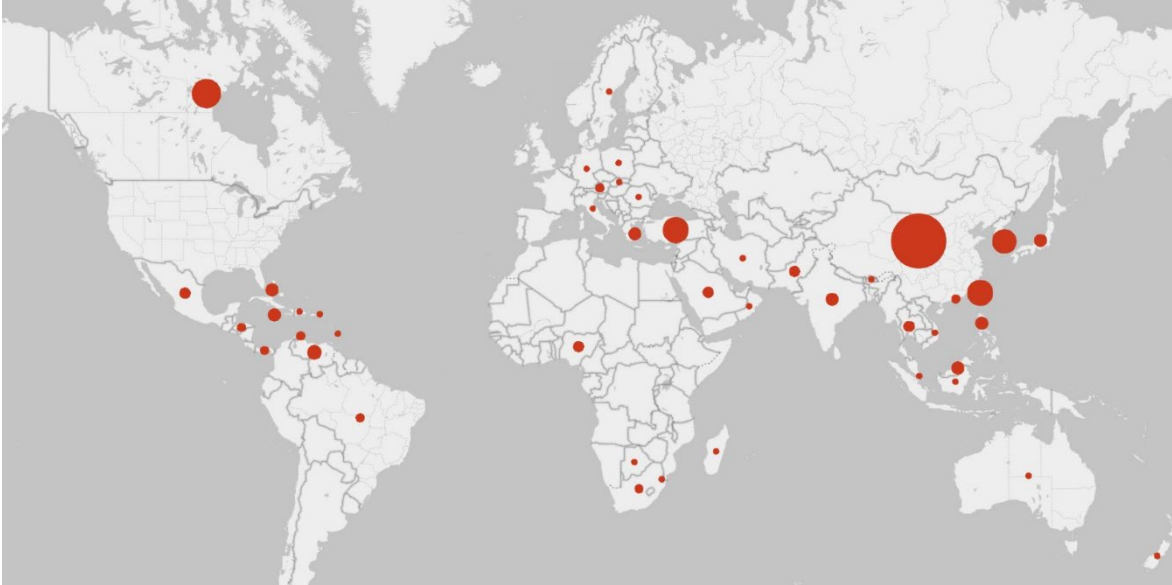
- Based on alumni records, 2.4% of all recorded alumni have graduated from the College of Education.

Table 10-1: Number and Percent of International Alumni by College

| College/Unit                                | Number | Percent of Total |
|---|--------|------------------|
| Herbert Wertheim College of Engineering     | 3,441  | 36.9             |
| Liberal Arts and Sciences                   | 1,275  | 13.7             |
| Warrington College of Business              | 1,230  | 13.2             |
| Institute of Food and Agricultural Sciences | 1,180  | 12.7             |
| Pharmacy                                    | 338    | 3.6              |
| Levin College of Law                        | 323    | 3.5              |
| Design, Construction and Planning           | 311    | 3.3              |
| Journalism and Communications               | 311    | 3.3              |
| Education                                   | 225    | 2.4              |
| Public Health and Health Professions        | 212    | 2.3              |
| Health and Human Performance                | 168    | 1.8              |
| Arts  | 120    | 1.3              |
| Medicine                                    | 74     | 0.8              |
| Veterinary Medicine                         | 48     | 0.5              |
| Dentistry                                   | 19     | 0.2              |
| Nursing                                     | 17     | 0.2              |
| Not Reported                                | 23     | 0.2              |
| TOTAL                                       | 9,315  | 100%             |

- The majority, two thirds of COE alumni live in China (32%), 9% in Canada, 7% each in Taiwan and Turkey, and 6% in South Korea. Half of international alumni live in 42 countries where there are no more than 3% living in each of the countries.

Figure 10-1: Location of College of Education International Alumni





**Office for Global Research Engagement**

1765 Stadium Road, The Hub

Gainesville, FL 32611

(352) 273-1521

[internationalcenter.ufl.edu](http://internationalcenter.ufl.edu)