



College Of The Arts

2020 – 2021 REPORT OF INTERNATIONAL ACTIVITY

University of Florida International Center
Office for Global Research Engagement

Supporting Faculty to Build Partnerships Globally

University of Florida International Center

The **OFFICE FOR GLOBAL RESEARCH ENGAGEMENT (OGRE)** facilitates international research to increase UF's global presence. OGRE supports faculty to advance international research at UF and around the world.

In pursuit of international research excellence, our role is to:

- **INTRODUCE** faculty new to international research to active university networks and experienced mentors.
- **CONNECT** faculty, students, and staff with those who share research interests and are interested in working in similar countries or regions.
- **FOSTER** research networks for internationally focused communities of practice.
- **EXPAND** UF's knowledge and capacity in working in international venues.
- **ASSIST** faculty, students, and staff in identifying sponsored research opportunities and programs.
- **FACILITATE** the process of navigating the UF administrative process for conducting international research.
- **SUPPORT** Fulbright visiting scholars at UF, and UF scholars traveling abroad.

For more information: JulieFes@ufic.ufl.edu and <https://www.internationalcenter.ufl.edu>

SUPPORTING FACULTY TO BUILD PARTNERSHIPS GLOBALLY



2020/2021

Report of International Activity

College of the Arts

Table of Contents

List of Figures	ii
List of Tables	ii
1. Introduction	1
2. International Memoranda of Understanding (MOU)	3
COTA International MOUs	3
3. UF's Global Research Footprint	6
Institutional Review Boards (IRB): An Indicator of Global Research Capacity	6
Exempt Approved and Approved IRB Studies	6
IRB Studies by College	7
IRB Studies by Country	8
4. International Visiting Scholars	9
International Visiting Scholars by College	10
5. International Student Applications	11
International Applications by Type of Program	11
International Applications by College	12
Student Profile	12
International Applications by Citizenship	13
6. International Students	15
Number of International Students Registered for Classes and OPT	15
International Students: Home Country	17
7. Study Abroad Programs	18
Study Abroad by College	18
Study Abroad Student Profile	19
Study Abroad Program Destination	20
Graduating Students and Study Abroad	20
8. International Center Programs	22
Programs to Support Faculty, Staff, and Students	22
2020 College of the Arts International Educator of the Year	22
Global Fellows Program	22
Global Learning Institute	22
UF Fulbright Events	23
International Scholars Program	24
9. Travel Registry	25
Travel by College/Unit	25
Destination of Travel	26
10. UF International Alumni	27

List of Figures

Figure 2-1: COTA International MOUs 2017-2021	4
Figure 3-1: COTA International Human Subjects Research	8
Figure 4-1: Number of Visiting Scholars by Year (COTA)	9
Figure 5-1: International Student Applications by Degree.....	11
Figure 5-2: Female to Male Ratio by Degree Type	12
Figure 5-3: Country of Citizenship of COTA International Applications	13
Figure 6-1: Country of Citizenship of COTA International Students (Including OPT)	17
Figure 7-1: Study Abroad Destinations of COTA Graduating Students.....	21
Figure 9-1: International Travel Destinations by COTA Faculty and Students	26
Figure 10-1: Location of COTA International Alumni	28

List of Tables

Table 2-1: Number of Agreements by College/Unit.....	4
Table 2-2: Geographic Diversity of Agreements by College/Unit.....	5
Table 3-1: Number and Percent of IRB Protocols.....	7
Table 4-1: International Visiting Scholars by College.....	10
Table 5-1: Number and Percent of International Applications to COTA.....	11
Table 5-2: International Applications (Number and Percent) by College.....	12
Table 5-3: Number and Percent of International Applications by Country.....	13
Table 5-4: International Applications for Graduate and Undergraduate Programs by Country.....	14
Table 6-1: UF International Students by College and Degree (Non-OPT).	16
Table 6-2: OPT Students by College (Number and Percent)	16
Table 6-3: Region of Citizenship (All Students).....	17
Table 7-1: Number and Percent of Students who Participated in Study Abroad by College	18
Table 7-2: Type of Study Abroad Program by College.....	19
Table 7-3: Study Abroad by Region (Percent of College to Destination)	20
Table 7-4: Number and Percent of COTA Students who Studied Abroad by Academic Level.....	21
Table 8-1: Attendance at UF Fulbright Events.....	23
Table 8-2: Attendance at Fulbright Events by College and Unit.....	23
Table 8-3: International Scholars Program by College.....	24
Table 9-1: Travel by College and Unit.....	25
Table 10-1: Number and Percent of International Alumni by College	27

1. INTRODUCTION

College of the Arts

- 3 International MOUs.
- 13 active IRB studies in 12 countries.
- 3 International Visiting Scholars.
- 276 international student applications from 54 countries.
- 50 international students from 22 countries.
- 2 students studied abroad.
- Of all graduating COTA students, 42 or 9% had at least one study abroad experience.
- Global Fellowship awarded to 1 COTA faculty.
- 1 COTA faculty received a stipend to participate in the Global Learning Institute.
- 15 undergraduate students enrolled in the International Scholars Program.
- Faculty and students made 13 trips to 8 countries.
- The UF Alumni Association reports on 120 COTA alumni living in 47 countries.

In the 2020/2021 academic year, the University of Florida (UF) continued to pursue its mission of education excellence while facing the greater challenges of a global pandemic. While classes resumed and faculty, staff, and students adapted to changing conditions, the International Center found new and innovative ways to support our international programs and serve our global community. Throughout, we continued to serve UF's broader global mission and are proud to be a leader in fostering international understanding and developing a network of students and scholars at home and around the world.

This report documents international activity at the University of Florida. The 2019/2020 update presents the global footprint for the College of the Arts (COTA) for the academic year. Similar to past reports, the data summarize a considerable volume of international activity, and continues to be testimony to the university's and COTA's commitment to international research, education, and international exchange.

The report documents international partnerships, the investment into faculty development programs, an estimate of the extent of international research, the number of international visitors working and studying at UF, the

number of international students, the extent of applications for graduate programs from students worldwide, COTA study abroad programs, efforts dedicated to internationalizing the curricula, and a summary of where college faculty, students and staff are travelling. This year, we have added information about our international alumni, showcasing the global reach of our graduates.

The data represent a snapshot of international activity captured in August 2020. For many categories, the numbers fluctuate; for example, the number of formal agreements with foreign institutions changes daily as new partnerships are introduced and others are expired. For some data, such as for international graduate applications and the number of international students, the report captures Fall numbers only to avoid double counting and redundancies.

The activities reported in this document demonstrate how international efforts at UF and in the college contribute to a fundamental university goal to prepare our students to better navigate the

increasingly complex challenges of a globalized world. The intent is to showcase and highlight the extent and scope of UF's and the college's international activity in one inclusive report. As a top ranked, R1, public university, COTA faculty engage in research and international collaborative activity that is, by its sheer number, a challenge to document. Their scholarship and classroom activity

Now more than ever, the UF International Center embraces its global mission as we plan a way forward in pursuit of international engagement in a post-pandemic world.

impacts international content daily and, with almost 5,000 faculty and more than 200 research and education centers, bureaus, and institutes at UF, documenting their international scholarly activity is difficult. For this reason, this report cannot be comprehensive of all international activity; however, it provides a benchmark from which we can begin to measure our global reach. Indeed, every indication suggests the Gator Nation extends substantially to the wider global community.

2. INTERNATIONAL MEMORANDA OF UNDERSTANDING (MOU)

The University of Florida connects to the world’s best international universities and institutions through formal partnerships supported by UF’s International Memoranda of Understanding (MOUs). These agreements facilitate research among faculty; enable faculty and student exchanges; protect intellectual property; and serve as a basis for ensuring ethical best practice. The relationships that may flourish as a result of these agreements is an important aspect of our internationalization efforts.

- 3 International Cooperative MOUs in China, Ecuador, and Turkey.

The MOU database is dynamic. On a regular basis, the International Center enters into new agreements, updates existing partnerships, and terminates those that are expired or no longer relevant. The data tabulated in this report represent the UF Agreements for the 2020/2021 academic year.

The International Center manages 374 international MOUs. The majority fall under two broad categories of Agreements – Cooperative and Reciprocal.

- At UF, most MOUs are Cooperative. The Cooperative MOUs or Agreements are as diverse as the needs of our faculty. These collaborative partnerships provide a framework to pursue collaborative activity and do not represent a legal relationship. Often, they start as a one-to-one collaboration with a UF partner and over the length of the agreement result in meaningful scholarly partnerships.
- At UF, almost one quarter of all International MOUs are Reciprocal Agreements, which are a true exchange program MOUs where students from each institution spend time at the host institution as a non-degree, seeking student.
- There are a few International MOUs to cover combined and dual degree programs, transfer programs from other institutions, or special agreements among universities to accommodate unique circumstances for student exchanges.

COTA International MOUs

Institution	Country	UF Academic Manager	Type	Termination Date
Anadolu University	Turkey	Calluori Holcombe,Anna	Cooperative	7/6/2023
Shaanxi Normal University - School of Fine Arts	China	Morrisroe,Julia	Cooperative	4/5/2022
Universidad de las Artes	Ecuador	Lee,Randolph	Cooperative	2/20/2024

- Since 2017/18, the number of international MOUs in the college have steadily declined.
- No reciprocal student exchanges since 2018 (Figure 2-1).

Figure 2-1: COTA International MOUs 2017-2021

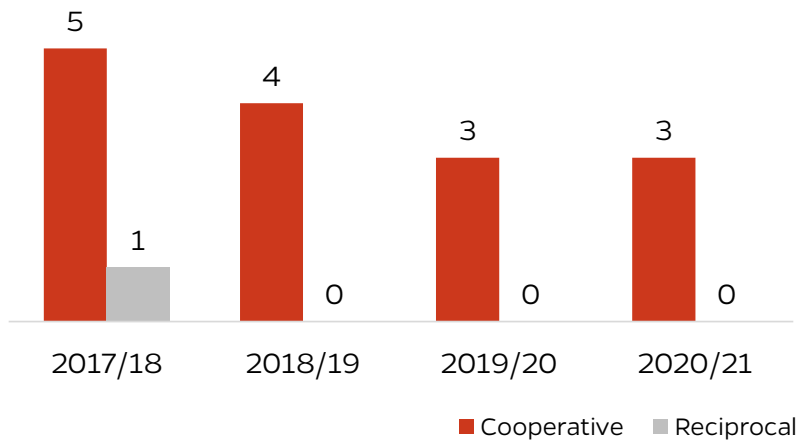


Table 2-1: Number of Agreements by College/Unit

College/Unit	UFIC Administered MOUs			Total	
	Cooperative	Reciprocal	Other	Number	Percent
Arts	3	-	-	3	0.8
Business, Warrington College	4	38	1	43	11.5
Center for Latin American Studies	30	-	-	30	8.0
Dentistry	1	-	-	1	0.3
Design, Construction and Planning	14	4	-	18	4.8
Education	2	-	-	2	0.5
Emerging Pathogens Institute	4	-	-	4	1.1
Engineering, Herbert Wertheim College	30	9	1	40	10.7
Florida Museum of Natural History	1	-	-	1	0.3
Health and Human Performance	11	2	-	13	3.5
Institute of Food and Agricultural Sciences	87	4	3	94	25.1
Journalism and Communications	1	1	-	2	0.5
Law, Fredric G. Levin College	4	1	-	5	1.3
Liberal Arts and Sciences	30	31	2	63	16.8
Medicine	16	-	-	16	4.3
Nursing	2	-	-	2	0.5
Pharmacy	8	1	1	10	2.7
Public Health and Health Professions	6	1	-	7	1.9
University Wide (International Center, Office of Research, Graduate School)	16	2	-	18	5.1
Veterinary Medicine	2	-	-	2	0.5
TOTAL	272	94	8	374	100%

- The geographic diversity is generally a reflection of the size of the unit.
- COTA has Cooperative MOUs in China, Ecuador, and Turkey.

Table 2-2: Geographic Diversity of Agreements by College/Unit

College/Unit	Number of MOUs	Number of Countries
Arts	3	3
Business, Warrington College	43	22
Center for Latin American Studies	30	12
Dentistry	1	1
Design, Construction and Planning	18	11
Education	2	1
Emerging Pathogens Institute	4	4
Engineering, Herbert Wertheim College	40	17
Florida Museum of Natural History	1	1
Health and Human Performance	13	6
Institute of Food and Agricultural Sciences	94	40
Journalism and Communications	2	2
Law, Fredric G. Levin College	5	3
Liberal Arts and Sciences	63	31
Medicine	16	11
Nursing	2	2
Pharmacy	10	10
Public Health and Health Professions	7	6
University Wide (International Center, Office of Research, Graduate School)	18	14
Veterinary Medicine	2	2
TOTAL	374	MOUs in 82 Countries

3. UF'S GLOBAL RESEARCH FOOTPRINT

Institutional Review Boards (IRB): An Indicator of Global Research Capacity

- 13 international IRB studies
- Research is active in 12 countries

Documenting the international research conducted by faculty, staff, and student at UF is monumental. There is no consistency in labeling research as international unless it physically conducted outside of the US. One indicator of our research footprint can include applications to UF's Institutional Review Boards (IRB) oversight of human subjects research.

The IRB is charged with protecting the rights and welfare of participants in clinical trials and other human subjects research studies. UF IRB offices reviews and approves all research involving human subjects to ensure the welfare and rights of research participants are protected as mandated by federal and state laws, local policies, and ethical principles. As such, UF faculty, staff, and students must provide the IRB with a detailed plan of how their research will ensure the safety and welfare of any people who participate in their research project. When the research is conducted outside of the U.S., faculty, staff, and students are required to submit their research protocol that is compliant with the regulations in the U.S. and in the country where the research will take place.

The database that stores the applications for IRB approvals can serve as one indicator of the extent of international research at UF. It is not a comprehensive list and does not include research activities that do not involve people directly in the research methodology. It would not include studies that:

- Collect physical data,
- Reflect an international research collaboration among colleagues,
- Rely primarily on secondary data,
- Conduct primarily library or archival research, or
- Are exploratory studies intended to train students.

Within the above parameters, several colleges (e.g. Colleges of Engineering and the Arts) are underrepresented in this summary. As such, these data can only partially highlight the scope of UF's global research.

Exempt Approved and Approved IRB Studies¹

- 13 international IRB studies, 2% of all UF studies.
- 11 studies submitted to the UF IRB for review, qualified to be *Exempt Approved* status from further review by the Code of Federal Regulations (CFR). To qualify the study can meet one of the following criteria:

¹ UF Definitions of Exempt Human Subjects Research -- <https://irb.ufl.edu/irb02/forms-templates-guidelines/irbrev.html>

- Research is conducted in an established educational setting and involves instruction.
- Research using educational tests, surveys, interviews, or observations of public behavior.
- Research that does not impose risk or impact on any subject.
- Secondary research involving access of identifiable data.
- 2 of the 13 COTA studies had undergone full IRB review.

IRB Studies by College

- 2% of UFs research requiring IRB oversight submitted by COTA faculty, staff, and students.

Table 3-1: Number and Percent of IRB Protocols

College/Unit	Number	Percent	Number of Countries
Arts	13	2.0	12
Business, Warrington College	25	3.8	5*
Center for Latin American Studies	22	3.4	17
Dentistry	1	0.2	1
Design, Construction and Planning	22	3.4	22
Education	34	5.2	19*
Emerging Pathogens Institute	10	1.5	4
Engineering, Herbert Wertheim College	11	1.7	10
Florida Museum of Natural History	1	0.2	1
Health and Human Performance	27	4.1	14*
Institute of Food and Agricultural Sciences	90	13.7	50*
Journalism and Communications	34	5.2	17*
Libraries, George A. Smathers	2	0.3	2
Liberal Arts and Sciences	188	28.7	79*
Medicine	92	14.0	43
Nursing	7	1.1	6
Pharmacy	16	2.4	9
Public Health and Health Professions	34	5.2	19
UF International Center	10	1.5	9
UF Other	5	0.8	4
Veterinary Medicine	12	1.8	11
TOTAL	656	100%	127 Countries

*Including studies that are global or regional encompassing multiple countries.

IRB Studies by Country

- 13 IRB studies in 12 countries².

Figure 3-1: COTA International Human Subjects Research



² Some IRB studies are conducted in multiple countries and therefore the number of countries listed may be greater than the number of projects.

4. INTERNATIONAL VISITING SCHOLARS

- 3 international visiting scholars from Brazil and Nigeria.
- 2 Research Scholars and one international Visiting Professor.

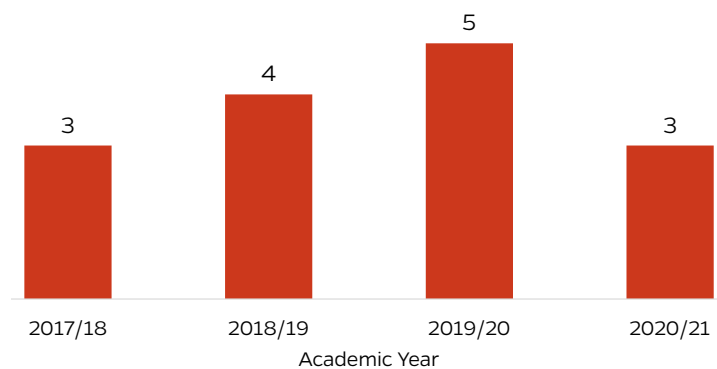
International Visiting Scholars are vital in supporting the global mission of the University of Florida. International Visitors promote cultural exchange, enrich international research, and connect UF to leading universities in the world. This year, UF’s visiting scholars faced the additional challenge from the COVID-19 pandemic, international travel

restrictions, and limited access to U.S. Embassies and Consulates for visa processing. Some of our visiting scholars had to return to their home country earlier than planned, while others were not able to travel and have a physical presence on campus. The impact of the pandemic will continue to make a difference in our numbers of visitors throughout our next academic year. The total number of scholars at UF for the 2020/2021 academic year, dropped substantially and continues a downward trend. This academic year, the college hosted three International Visiting Research Scholars, relatively in line with previous years (Figure 4-1).

Visiting scholars fit into one of five categories:

1. Professor – Teaching is the primary function; more than 50% of their time devoted to teaching. Maximum duration is five years.
2. Research Scholar – Research is the primary function; more than 50% of their time devoted to research. Maximum duration is five years.
3. Short Term Scholar – Program allows research and teaching. Maximum duration of six-months.
4. Student Intern – International students completing an internship which fulfills an educational objective towards the completion of the student’s degree from their home institution. They must engage in a minimum of 32 hours per week of structured internship activities and may take part-time UF courses. The maximum duration of their program is 12 months.

Figure 4-1: Number of Visiting Scholars by Year (COTA)



International Visiting Scholars by College

- COTA hosts 3 Visiting Research Scholars: 2 from Nigeria and 1 from Brazil.

Table 4-1: International Visiting Scholars by College

College	Professor	Research Scholar	Short-Term Scholar	Student Intern	Total (% of Total)
Arts	1	2	-	-	3 (0.3)
Business, Warrington College	1	13	-	-	14 (1.5)
Center for Latin American Studies	-	-	1	-	1 (0.1)
Dentistry	-	17	-	-	17 (1.8)
Design, Construction and Planning	-	12	1	-	13 (1.4)
Education	-	35	1	-	36 (3.9)
Engineering, Herbert Wertheim College	-	77	3	-	80 (8.7)
Florida Museum of Natural History	-	6	1	-	7 (0.8)
Health and Human Performance	-	11	1	-	12 (1.3)
Institute of Food and Agricultural Sciences	2	313	52	9	376 (40.8)
Journalism and Communications	-	4	-	-	4 (0.4)
Law, Levin College	-	2	-	-	2 (0.2)
Liberal Arts and Sciences	6	119	9	-	134 (14.5)
Medicine	-	131	3	-	134 (14.5)
Nursing	-	1	-	-	--1 (0.1)
Pharmacy	-	44	1	2	47 (5.1)
Public Health and Health Professions	-	16	-	-	16 (1.7)
Veterinary Medicine	-	20	-	-	20 (2.2)
Whitney Laboratory	-	5	-	-	5 (0.5)
TOTAL	10	828	73	11	922 (100)

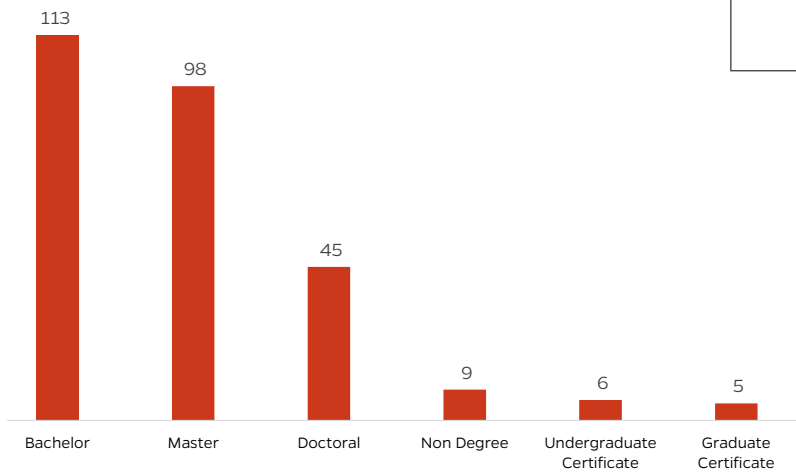
5. INTERNATIONAL STUDENT APPLICATIONS

International Applications by Type of Program

- 276 international students applied for degrees to COTA.
- 1.5% of all UF international Applications are to the college.

- 276 international applications from students in 54 countries.
- 1.5% of all UF international Applications are to the college.
- 52% of international applications are to the college's master's programs, 41% for bachelor's degree programs, and 7% for certificate and non-degree programs.
- The majority (38%) of COTA international applications are from China.

Figure 5-1: International Student Applications by Degree



- Majority of COTA international applications are to COTA undergraduate programs.

Table 5-1: Number and Percent of International Applications to COTA

Degree	Number	Percent of COTA	Percent of UF
Bachelor	113	40.9	2.0
Master's	98	35.5	1.3
Doctorate	45	16.3	1.2
Non-Degree	9	3.3	1.5
Graduate Certificate	5	1.8	2.4
Undergraduate Certificate	6	2.2	10.5
TOTAL	276	100%	1.5

International Applications by College


Table 5-2: International Applications (Number and Percent) by College

College	Number	Percent
Arts	276	1.5
Business, Warrington College	2,356	13.1
Dentistry	327	1.8
Design, Construction and Planning	568	3.2
Education	399	2.2
Engineering, Herbert Wertheim	5,785	32.3
Health and Human Performance	383	2.1
Institute of Food and Agricultural Sciences	1,207	6.7
Journalism and Communications	418	2.3
Law	298	1.7
Liberal Arts and Sciences	4,385	24.5
Medicine	347	1.9
Nursing	98	0.5
Pharmacy	338	1.9
Public Health and Health Professions	609	3.4
Veterinary Medicine	123	0.7
TOTAL	17,917	100%

Student Profile

- 65% of all applications to the college are from females, 34% from males, and 1% did not disclose gender.
- For undergraduate programs the ratio of females to males is similar to the college average 67/33. A greater female to male ratio for master's programs (70/30), and slightly lower female to male for doctoral programs.
- International applications for COTA certificate programs are substantially higher from females to males (80/20).

Figure 5-2: Female to Male Ratio by Degree Type



International Applications by Citizenship

- The college received applications from 54 countries (Figure 5-3).
- More than half of all international applications are from Eastern and Southeastern Asia.

Figure 5-3: Country of Citizenship of COTA International Applications



Table 5-3: Number and Percent of International Applications by Country

Country of Citizenship	All International Applications	
	Number	Percent
China	105	38.0
South Korea	19	6.9
Iran	17	6.2
51 Countries	135	48.9
TOTAL	276	100.0%

- COTA receives 148 international applications for graduate programs (master, doctoral, and certificate) from 34 countries. More than half of graduate applications from China and South Korea (Table 5-3).
- 113 international applications for bachelor's degrees and 6 for an undergraduate certificate from 38 countries (Table 5-3).

Table 5-4: International Applications for Graduate and Undergraduate Programs by Country

Country of Citizenship	Graduate (Master, Doctoral, Certificate)		Country of Citizenship	Undergraduate (Bachelor and Certificate)	
	Number	Percent		Number	Percent
China	70	47.3	China	35	29.4
Iran	16	10.8	Venezuela	8	6.7
South Korea	15	10.1	Brazil	5	4.2
Colombia	6	4.1	Canada	5	4.2
Canada	5	3.4	Cuba	5	4.2
29 Countries	36	24.3	Mexico	5	4.2
TOTAL	148	100.0%	32 Countries	56	47.1
			TOTAL	119	100.0%

6. INTERNATIONAL STUDENTS

Each year, the International Center welcomes and assists students from around the world to help them make a smooth transition to student life at the University of Florida. The data reported here reflect UF's submission to the Open Doors Report to the US Department of State, Bureau of Educational, and Cultural Affairs.

Number of International Students Registered for Classes and OPT³

- 50 international students
- 1% of all international students at UF.

- 50 international students from 22 countries.
- 1% of all international students at UF (including OPT) in the college.
- 44 international students enrolled in classes.
- 6 COTA graduates are registered in Optional Practical Training (OPT).
- 78% or 39 COTA international students (including OPT) are enrolled in a graduate program.
- 20% or 10 COTA international students (including OPT) are enrolled in an undergraduate program.
- 1 student in a non-degree program.
- 64% of international students are female, 36% are male.

College of the Arts

Non-OPT International Students

- 44 students
- 1.2% of all UF (non-OPT) international students.
- International students are from 20 countries: 30% from Eastern and Southeastern Asia, 22% from Latin America and the Caribbean, and 20% from Central and Southern Asia.
- 77% are enrolled in graduate programs (45% working toward a master's degree and 32% pursuing a doctoral degree).
- 20% international students are enrolled in a bachelor's degree program.

OPT International Students

- 6 students
- Less than 1% of all OPT students at UF.
- International OPT students from 6 countries: Australia, Bosnia and Herzegovina, China, Colombia, Morocco, and South Korea.
- Of college OPT registered students 5 have completed a master's degree.
- 1 student completed a bachelor's degree

³ Optional Practical Training provides international students an opportunity to seek "temporary employment for practical training directly related to the student's major area of study." The student can use it during or after program completion. Pre-completion OPT is always part-time and can be used at any time during the degree program. Post-completion OPT is full-time and is granted only after graduation or completion of the degree program.

Table 6-1: UF International Students by College and Degree (Non-OPT).

College	Bachelor Degree		Graduate Degree		Non-Degree		Total	
	No.	%	No.	%	No.	%	No.	%
Arts	9	1.2	34	1.2	1	6.7	44	1.2
Business, Warrington College	139	18.8	153	5.3	1	6.7	293	8.1
Dentistry	-	-	5	0.2	-	-	5	0.1
Design, Construction and Planning	25	3.4	130	4.5	1	6.7	156	4.3
Education	9	1.2	100	3.5	1	6.7	110	3.0
Engineering, Herbert Wertheim	195	26.4	1,181	41.2	6	40.0	1,382	38.1
Health and Human Performance	46	6.2	55	1.9	-	-	101	2.8
Institute of Food and Agricultural Sciences	55	7.4	390	13.6	2	13.3	447	12.3
Journalism and Communications	51	6.9	40	1.4	-	-	91	2.5
Law, Levin College	-	-	15	0.5	-	-	22	0.6
Liberal Arts and Sciences	206	27.9	518	18.1	3	20.0	727	20.0
Medicine	-	-	72	2.5	-	-	72	2.0
Nursing	2	0.3	10	0.3	-	-	12	0.3
Pharmacy	-	-	65	2.3	-	-	65	1.8
Public Health and Health Professions	2	0.3	78	2.7	-	-	80	2.2
Veterinary Medicine	-	-	20	0.7	-	-	20	0.6
TOTAL	739	100%	2,866	100%	15	100%	3,627	100%

Table 6-2: OPT Students by College (Number and Percent)⁴

College	Bachelor's Degree		Graduate Degree*		Total	
	No.	%	No.	%	No.	%
Arts	1	1.0	5	0.3	6	0.3
Business, Warrington College	20	20.4	194	10.3	214	10.8
Dentistry	-	-	-	-	-	-
Design, Construction and Planning	4	4.1	77	4.1	81	4.1
Education	-	-	14	0.7	14	0.7
Engineering, Herbert Wertheim	41	41.8	1,251	66.7	1,292	65.5
Health and Human Performance	2	2.0	16	0.9	18	0.9
Institute of Food and Agricultural Sciences	7	7.1	115	6.1	122	6.2
Journalism and Communications	9	9.2	5	0.3	14	0.7
Law, Levin College	-	-	20	1.1	20	1.0
Liberal Arts and Sciences	13	13.3	101	5.4	114	5.8
Medicine	-	-	30	1.6	30	1.5
Nursing	-	-	1	0.1	1	0.1

⁴ Does not include students who are enrolled in a non-degree or a certificate program.

College	Bachelor's Degree		Graduate Degree*		Total	
	No.	%	No.	%	No.	%
Pharmacy	-	-	26	1.4	26	1.3
Public Health and Health Professions	1	1.0	18	1.0	19	1.0
Veterinary Medicine	-	-	2	0.1	2	0.1
TOTAL	98	100%	1,875	100%	1,973*	100%

*Does not include 7 students enrolled in non-degree or certificate programs.

International Students: Home Country

- The 50 international students enrolled in the college, including OPT, are from 22 countries.
- 30% (15 students) of all international students from Eastern and Southeastern Asia (from China and South Korea), and 22% (11) from Latin America and the Caribbean, 18% from Central and Southern Asia, and 14% (7 students) from Europe.

Table 6-3: Region of Citizenship (All Students)

Country of Citizenship	Non-OPT International Students		OPT International Students		All International Students	
	Number	Percent	Number	Percent	Number	Percent
Eastern and Southeastern Asia	13	29.6	2	33.3	15	30.0
Latin America and the Caribbean	10	22.7	1	16.7	11	22.0
Central and Southern Asia	9	20.5	-	-	9	18.0
Europe	6	13.6	1	16.7	7	14.0
North Africa and Western Asia	2	4.6	1	16.7	3	6.0
Sub Saharan Africa	3	6.8	-	-	3	6.0
North America	1	2.3	-	-	1	2.0
Oceania	-	-	1	16.7	1	2.0
TOTAL	44	100%	6	100%	50	100%

Figure 6-1: Country of Citizenship of COTA International Students (Including OPT)



7. STUDY ABROAD PROGRAMS

- 2 COTA students participated in a study abroad program in China and Italy.
- Of all graduating COTA students, 42 or 9% had at least one study abroad experience.

For Study Abroad Services, the 2020-2021 Academic Year required endless planning for a multitude of logistical scenarios. The Study Abroad team spent a significant amount of time analyzing program feasibility and the financial implications of attempting

to run programs during the pandemic. As expected, participation dramatically decreased over the past year, and only 276 were able to study abroad, with the majority of those students studying in Europe and Asia. We also saw an increase in virtual international opportunities, with around 50 UF students participating in either a virtual international internship or program. This is a trend we expect to continue as more students look for financially accessible ways to internationalize their degree.

While the pandemic has certainly placed additional challenges on study abroad the past year, the overall trajectory of study abroad at UF over the past few decades has not faltered. The International Center expects to see more return to normalcy over the 2021-2022 academic year, and plans to continue diversifying study abroad programs, and the students who participate in them. Our plans for the upcoming year include greater outreach to underrepresented students and an increase in programming to non-traditional destinations. And as we move forward in years to come, UF Study Abroad Services plans to continue the mission of providing transformative global learning opportunities that challenge students to embrace differences and foster the intercultural competency to succeed in today's interconnected world.

Study Abroad by College

- With ongoing Covid 19 travel concerns, only two students participated in a study abroad. Pre pandemic, the number of study abroad students was substantially higher (58 in 2018, pre-covid).
- Less than one percent of all study abroad students are from the college.

Table 7-1: Number and Percent of Students who Participated in Study Abroad by College

College	Number of Study Abroad Students	Percent of All UF Study Abroad Students
Arts	2	0.7
Business, Warrington College	75	27.2
Design, Construction and Planning	16	5.8
Education	5	1.8
Engineering, Herbert Wertheim College	34	12.3
Health and Human Performance	7	2.5
Institute of Food and Agricultural Sciences	5	1.8
Journalism and Communications	16	5.8
Law, Levin College	1	0.4

College	Number of Study Abroad Students	Percent of All UF Study Abroad Students
Liberal Arts and Sciences	91	33.0
Nursing	1	0.4
Pharmacy	1	0.4
Public Health and Health Professions	2	0.7
Other	20	7.2
TOTAL	276	100%

Study Abroad Student Profile

- Undergraduates.
- Females
- Participated in a traditional summer program of classroom learning with accompanying travel and tours.

Table 7-2: Type of Study Abroad Program by College

College	Percent of Students				Total Number of Students
	Traditional	Work Internship	Research Fieldwork	Independent Study	
Arts	2	-	-	-	2
Business, Warrington College	45	30	-	-	75
Design, Construction and Planning	16	-	-	-	16
Education	5	-	-	-	5
Engineering, Herbert Wertheim College	24	-	10	-	34
Health and Human Performance	5	1	-	1	7
Institute of Food and Agricultural Sciences	5	-	-	-	5
Journalism and Communications	15	1	-	-	16
Law, Levin College	1	-	-	-	1
Liberal Arts and Sciences	81	9	1	-	91
Nursing	1	-	-	-	1
Pharmacy	-	-	-	1	1
Public Health and Health Professions	1	-	1	-	2
Not reported	8	12			20
PERCENT	75.7%	19.2%	4.4%	0.7%	100%
TOTAL NUMBER OF STUDENTS	209	53	12	2	276

Study Abroad Program Destination

- Students travelled to China and Italy.

Table 7-3: Study Abroad by Region (Percent of College to Destination)

College (Number of Students)	Europe	Eastern and Southeastern Asia	Latin America and the Caribbean	North Africa and Western Asia	Central and Southern Asia	Sub Saharan Africa
Arts (2)	50%	50%	-	-	-	-
Business, Warrington College (75)	53.3%	42.7%	1.3%	2.7%	-	-
Design, Construction and Planning (16)	100%	-	-	-	-	-
Education (5)	-	100%	-	-	-	-
Engineering, Herbert Wertheim College (34)	82.4%	8.8%	-	2.9%	5.9	-
Health and Human Performance (7)	28.6%	71.4%	-	-	-	-
Institute of Food and Agricultural Sciences (5)	40%	60%	-	-	-	-
Journalism and Communications (16)	31.3%	68.7%	-	-	-	-
Law, Levin College (1)	-	-	-	-	-	100%
Liberal Arts and Sciences (91)	59.3%	26.4%	6.6%	3.3%	4.4%	-
Nursing (1)	100%	-	-	-	-	-
Pharmacy (1)	100%	-	-	-	-	-
Public Health and Health Professions (2)	100%	-	-	-	-	-
Not reported (20)	50%	40%	5%	5%	-	-
PERCENT	58.7%	33.3%	2.9%	2.5%	2.2%	0.4%
TOTAL NUMBER OF STUDENTS	162	92	8	7	6	1

Graduating Students and Study Abroad

- In the 2020/21 Academic Year, 476 students graduated from all COTA programs. Of those, 42 or 9% participated in at least one study abroad program during their time at UF.
- Of the 42 students who had at least one study abroad experience, 88% (37 students) were undergraduates and 12% (5 students) graduated with a master's degree.
- 12% of all COTA undergraduates and 3% of master's students had at least one study abroad experience prior to graduation (Table 7-4).

Table 7-4: Number and Percent of COTA Students who Studied Abroad by Academic Level

Academic Degree	Number who Studied Abroad	Number of all Graduating Students in the College	Percent of All Students who Studied Abroad
Bachelor's	37	311	11.9
Master's	5	150	3.3
Doctorate	0	15	0.0
TOTAL	42	476	8.8

- Students who graduated from COTA in the 2020/2021 Academic Year and had a study abroad experience, travelled to 16 countries.
- The majority of trips were to France.

Figure 7-1: Study Abroad Destinations of COTA Graduating Students



8. INTERNATIONAL CENTER PROGRAMS

Programs to Support Faculty, Staff, and Students

Engaging with faculty, staff, and students is a key area of strategic importance to the University of Florida and has been a priority in our roadmap to preeminence. The International Center invests in cross cutting programs to support internationalization efforts including research, student experiences, leadership development, and promoting meaningful partnerships to universities abroad.

- One COTA faculty awarded a Global Fellowship (\$6,000).
- One COTA faculty received a stipend to participate in the Global Learning Institute (\$5,000).
- 7 faculty participated in a Fulbright event.
- 15 undergraduate students enrolled in the International Scholars Program.
- 3 students graduated with an International Scholars Medallion.

2020 College of the Arts International Educator of the Year

- **Junior Faculty Award:** Heidi C. Powell, Director of Graduate Studies, Associate Professor, School of Art and Art History

Global Fellows Program

The International Center provides junior faculty with a \$5,000 Global Fellows stipend to pursue international and/or cross-cultural research. The program provides an additional \$1,000 stipend to a faculty who serves as a mentor to the Global Fellow.

- **Fellow:** Meghan Moe Beitiks, Lecturer, School of Art and Art History
- **Mentor:** Ron Janowich, Associate Professor, Studio Art

Global Learning Institute

The Office of Global Learning at the International Center supports faculty in their course internationalization efforts. The Global Learning Institute is a semester-long program where faculty learn about internationalization models, campus resources, and teaching methods to support global learning. The program reinforces professional development at UF by creating interdisciplinary learning communities and by expanding the teaching toolkit of our faculty.

- Jeffrey Pufahl, Lecturer, Center for the Arts in Medicine

UF Fulbright Events

The Fulbright Scholars program is sponsored by the U.S. Department of State's Bureau of Educational and Cultural Affairs. Founded in 1946, the programs mission is to improve intercultural relations and cultural diplomacy between the United States and other countries around the world. At UF, the Fulbright program works with a large set of collaborating partners across campus. The International Center coordinates and hosts events to promote the Fulbright experience. During the 2020/2021 academic year, the International Center co-sponsored five virtual events attended by 145 faculty, students, and staff from almost every college at UF.

Table 8-1: Attendance at UF Fulbright Events

Event	Number Attended
Virtual Welcome & Networking Reception	35
My Fulbright Experiences and Impacts with Dr. Muthusami Kumaran	35
How to Prepare a Successful US Scholar Fulbright Application	29
Managing Fulbright Recruitment and Retention	26
US Fulbright Scholar Informational Session	20
TOTAL	145

Table 8-2: Attendance at Fulbright Events by College and Unit

College/Unit	Number Attended
Liberal Arts and Sciences	34
Institute of Food and Agricultural Sciences	31
UF International Center	23
UF Administration	10
Guests of UF	9
Education	8
Arts	7
Herbert Wertheim College of Engineering	6
Health and Human Performance	5
Medicine	4
Levin College of Law	2
Warrington College of Business	2
Design, Construction and Planning	1
FLMNH	1
Nursing	1
Public Health and Health Professions	1
TOTAL	145

International Scholars Program

The International Scholars Program (ISP) is a commencement medallion program open to all undergraduate students. ISP allows students to develop a global mindset and acquire in-demand skills by integrating international coursework, interdisciplinary perspectives, digital literacy, and experiential learning opportunities. To graduate with the International Scholars designation, the student must meet four requirements:

1. Four courses of international themed coursework.
 2. One international experience (e.g., study abroad) or two semesters of a foreign language.
 3. Be engaged in the various international campus life programs available throughout the year.
 4. The student must complete the capstone *e*-portfolio program that features their accomplishments at UF and abroad in an online forum.
- 15 COTA students are enrolled in the International Scholars Program
 - 3 students graduated with an ISP designation.

Table 8-3: International Scholars Program by College

College/Unit	International Scholars Enrolled		International Scholars Graduated	
	Total Enrolled	Percent	Total Graduated	Percent
Arts	15	2.1	3	3.3
Business, Warrington College	58	8.1	7	7.6
Design, Construction and Planning	19	2.7	1	1.1
Education	3	0.4	0	0
Engineering, Herbert Wertheim College	47	6.6	1	1.1
Health and Human Performance	1	0.1	0	0
Institute of Food and Agricultural Sciences	77	10.8	9	9.8
Journalism and Communications	30	4.2	6	6.5
Liberal Arts and Sciences	438	61.3	59	64.1
Nursing	7	1.0	1	1.1
Public Health and Health Professions	20	2.8	5	5.4
TOTAL	715	100%	92	100%

9. TRAVEL REGISTRY

University of Florida faculty, staff, and researchers travel internationally as part of their official UF duties. For example, they may travel to attend conferences, collect field data, engage in outreach activities, collaborate with partners, participate in meetings, recruit students, etc. Prior to Covid, the number of trips on behalf of UF ranged from four to five thousand each year. Due to a full year of Covid-19 restrictions, the number of trips by UF faculty, staff, and students dropped significantly and UF's travel fell to 329 trips. As in previous years, more than fifty percent of all travel is in May, June, and July (Figure 9-1). In 2018/19 pre covid UF faculty, staff, and students accounted for over 4,000 trips.

- COTA faculty, and students made 13 trips.
- Faculty and students travelled to 8 countries.
- 85% all trips were to support research and 15% for teaching
- 10 trips by faculty, 3 trips by students.

- 13 trips by COTA faculty and students. In comparison, pre-covid in 2018/19, the college had registered 116 trips within the same timeframe.
- 11 trips to support research and 2 trips related to teaching abroad.

Travel by College/Unit

- 4% of all trips at UF.

Table 9-1: Travel by College and Unit

College/Unit	Number	Percent of Total
Liberal Arts and Sciences	108	32.3
Institute of Food and Agricultural Sciences	63	18.9
Herbert Wertheim College of Engineering	28	8.4
Medicine	28	8.4
Type One Centers	18	5.4
Public Health and Health Professions	16	4.8
Florida Museum of Natural History	16	4.8
Arts	13	3.9
UF Administration	12	3.6
Veterinary Medicine	12	3.6
Education	5	1.5
Design, Construction and Planning	3	0.9
Warrington College of Business	3	0.9
Pharmacy	3	0.9
Not Reported	3	0.9
Health and Human Performance	2	0.6
Nursing	1	0.3
TOTAL	334	100%

Destination of Travel

- 8 of the 13 trips to Latin America and the Caribbean, 3 trips to Europe and one trip each to Canada and to Israel.

Figure 9-1: International Travel Destinations by COTA Faculty and Students



10. UF INTERNATIONAL ALUMNI

- The UF Alumni Association reports on 120 COTA alumni living outside of the U.S.
- 1% of all international alumni (recorded) have graduated from the college.
- Alumni live in 47 countries: 13% in China and 11% in Canada.
- Of the international alumni data, 67% graduated with a graduate degree and 33% with a bachelor's degree.

The University of Florida supports a large alumnus of more than 450,000 former students. Because UF has a sizeable number of international students and the university's reputation is global, UF's graduates extend the gator nation worldwide. Tracking graduates is a challenge and the summary presented here cannot be comprehensive. The accuracy of tracking where UFs graduates live is a function of the strength of each of our college's alumni network. As a result, some colleges can report proportionately larger numbers than those reflected by graduation data. Additionally, some colleges have a larger percentage of international students and

therefore, their international alumni reflect that enrollment trend.

The summary documents both UF's international students who may have returned to their home country after graduation and U.S. students who work and live abroad.

- Based on alumni records, 1.3% of all recorded international alumni have graduated from COTA.

Table 10-1: Number and Percent of International Alumni by College

College/Unit	Number	Percent of Total
Herbert Wertheim College of Engineering	3,441	36.9
Liberal Arts and Sciences	1,275	13.7
Warrington College of Business	1,230	13.2
Institute of Food and Agricultural Sciences	1,180	12.7
Pharmacy	338	3.6
Levin College of Law	323	3.5
Design, Construction and Planning	311	3.3
Journalism and Communications	311	3.3
Education	225	2.4
Public Health and Health Professions	212	2.3
Health and Human Performance	168	1.8
Arts	120	1.3
Medicine	74	0.8
Veterinary Medicine	48	0.5
Dentistry	19	0.2
Nursing	17	0.2
Not Reported	23	0.2
TOTAL	9,315	100%

- The highest percentage of international alumni live in China (13%) and Canada (11%).
- The remaining 76% live in 45 different countries where not more than five percent live in each country.

Figure 10-1: Location of COTA International Alumni



Office for Global Research Engagement

1765 Stadium Road, The Hub

Gainesville, FL 32611

(352) 273-1521

internationalcenter.ufl.edu