



College Of Design Construction & Planning

2020 – 2021 REPORT OF INTERNATIONAL ACTIVITY

University of Florida International Center
Office for Global Research Engagement

Supporting Faculty to Build Knowledge Globally

University of Florida International Center

The **OFFICE FOR GLOBAL RESEARCH ENGAGEMENT (OGRE)** facilitates international research to increase UF's global presence. OGRE supports faculty to advance international research at UF and around the world.

In pursuit of international research excellence, our role is to:

- **INTRODUCE** faculty new to international research to active university networks and experienced mentors.
- **CONNECT** faculty, students, and staff with those who share research interests and are interested in working in similar countries or regions.
- **FOSTER** research networks for internationally focused communities of practice.
- **EXPAND** UF's knowledge and capacity in working in international venues.
- **ASSIST** faculty, students, and staff in identifying sponsored research opportunities and programs.
- **FACILITATE** the process of navigating the UF administrative process for conducting international research.
- **SUPPORT** Fulbright visiting scholars at UF, and UF scholars traveling abroad.

For more information: JulieFes@ufic.ufl.edu and <https://www.internationalcenter.ufl.edu>

SUPPORTING FACULTY TO BUILD PARTNERSHIPS GLOBALLY



2020/2021

Report of International Activity

College of Design, Construction and Planning

Table of Contents

List of Figures	ii
List of Tables	ii
1. Introduction	1
2. International Memoranda of Understanding (MOU)	3
College International MOUs	3
3. UF's Global Research Footprint	7
Institutional Review Boards (IRB): An Indicator of Global Research Capacity	7
Exempt Approved and Approved IRB Studies	7
IRB Studies by College	8
Number of IRB Studies by Country and Region	9
4. International Visiting Scholars	10
International Visiting Scholars by College	11
Country of Citizenship of International Visiting Scholars	11
5. International Student Applications	12
International Applications by Type of Program	12
International Applications by College	13
Student Profile	13
International Applications by Citizenship	14
6. International Students	16
Number of International Students Registered for Classes and OPT	16
International Students: Home Country	18
7. Study Abroad Programs	20
Study Abroad by College	20
Graduating Students and Study Abroad	22
8. International Center Programs	24
Programs to Support Faculty, Staff, and Students	24
2020 College of Design, Construction and Planning International Educator of the Year	24
Virtual Exchange Training	24
UF Fulbright Events	24
International Scholars Program	25
9. Travel Registry	27
Travel by College/Unit	27
10. UF International Alumni	28
11. Appendix: Design, Construction and Planning International MOUs	30

List of Figures

Figure 2-1: DCP International MOUs 2017-2021	4
Figure 2-2: Location of DCP International MOUs	5
Figure 3-1: Number of DCP International IRB Studies by Region.....	9
Figure 3-2: DCP International Human Subjects Research.....	9
Figure 4-1: Number of Visiting Scholars by Year (DCP).....	10
Figure 4-2: All DCP International Visiting Scholars by Citizenship	11
Figure 5-1: International Student Applications by Degree.....	12
Figure 5-2: Female to Male Ration by Degree Type	13
Figure 5-3: Country of Citizenship of DCP International Applications	14
Figure 6-1: Number of DCP International Students by Degree	17
Figure 6-2: Country of Citizenship of DCP International Students (Including OPT).....	19
Figure 7-1: Study Abroad Destinations of DCP Graduating Students	23
Figure 10-1: Location of DCP Alumni.....	29

List of Tables

Table 2-1: Number of Agreements by College/Unit	4
Table 2-2: Geographic Diversity of Agreements by College/Unit	5
Table 3-1: Number and Percent of IRB Protocols	8
Table 4-2: International Visiting Scholars by College	11
Table 5-1: Number and Percent of DCP International Applications	12
Table 5-2: International Applications (Number and Percent) by College.....	13
Table 5-3: Number and Percent of International Applications by Country.....	14
Table 5-4: International Applications for Graduate and Undergraduate Programs by Country	15
Table 6-1: UF International Students by College and Degree (Non-OPT).	17
Table 6-2: OPT Students by College (Number and Percent)	18
Table 6-3: Region of Citizenship (All Students).....	18
Table 7-1: Number and Percent of Students who Participated in Study Abroad by College	20
Table 7-2: Type of Study Abroad Program by College.....	21
Table 7-3: Study Abroad by Region (Percent of College to Destination)	22
Table 7-4: Number and Percent of DCP Students who Studied Abroad by Academic Level.....	22
Table 8-1: Attendance at UF Fulbright Events	25
Table 8-2: Attendance at Fulbright Events by College and Unit.....	25
Table 8-3: International Scholars Program by College.....	26
Table 9-1: Travel by College and Unit	27
Table 10-1: Number and Percent of International Alumni by College	28

1. INTRODUCTION

In the 2020/2021 academic year, the University of Florida (UF) continued to pursue its mission of education excellence while facing the greater challenges of a global pandemic. While classes resumed and faculty, staff, and students adapted to changing conditions, the International Center found new and innovative ways to support our international programs and serve our global community. Throughout, we continued to serve UF's broader global mission and are proud to be a leader in fostering international understanding and developing a network of students and scholars at home and around the world.

This report documents international activity at the University of Florida. The 2019/2020 update presents the global footprint for the College of Design, Construction and Planning (DCP) for the academic year. Similar to past reports, the data summarize a considerable volume of international activity, and continues to be testimony to the university's and the colleges' commitment to international research, education, and international exchange.

The report documents DCP's international partnerships, the investment into faculty development programs, an estimate of the extent of international research, the number of international visitors working and studying at UF, the number of international students, the extent of applications for graduate programs from students worldwide, DCP study abroad programs, efforts dedicated to internationalizing the curricula, and a summary of where college faculty, students and staff are travelling. This year, we have added information about our international alumni, showcasing the global reach of our graduates.

The data represent a snapshot of international activity captured in August 2020. For many categories, the numbers fluctuate; for example, the number of formal agreements with foreign institutions changes daily as new partnerships are introduced and others are expired. For some data, such as for international graduate applications and the number of international students, the report captures Fall numbers only to avoid double counting and redundancies.

The activities reported in this document demonstrate how international efforts at UF, and in the college, contribute to a fundamental university goal to prepare our students to better navigate the

Design, Construction and Planning

- 18 International MOUs in 11 countries.
- 22 active IRB studies in 22 countries.
- 13 International Visiting Scholars from 6 countries.
- 568 international student applications from 22 countries.
- 238 international students from 39 countries.
- 16 students studied abroad.
- Of all graduating DCP students, 80 or 16% had at least one study abroad experience.
- One DCP faculty participated in a Virtual Exchange training. (\$500).
- 19 undergraduate students enrolled in the International Scholars Program.
- Faculty, students, and staff made 3 trips.
- The UF Alumni Association reports on 311 DCP alumni living in 60 countries.

increasingly complex challenges of a globalized world. The intent is to showcase and highlight the extent and scope of UF's and the college's international activity in one inclusive report. As a top ranked, R1, public university, DCP faculty engage in research and international collaborative activity that is, by its sheer number, a challenge to document. Their scholarship and classroom activity

Now more than ever, the UF International Center embraces its global mission as we plan a way forward in pursuit of international engagement in a post-pandemic world.

impacts international content daily and, with almost 5,000 faculty and more than 200 research and education centers, bureaus, and institutes at UF, documenting their international scholarly activity is difficult. For this reason, this report cannot be comprehensive of all international activity; however, it provides a benchmark from which we can begin to measure our global reach. Indeed, every indication suggests the Gator Nation extends substantially to the wider global community.

2. INTERNATIONAL MEMORANDA OF UNDERSTANDING (MOU)

- 18 International MOUs in 11 countries.
- 5% of all UF International MOUs.
- 14 (78%) Cooperative International MOUs in 10 countries.
- 4 (22%) Reciprocal International MOUs in four countries.

The University of Florida connects to the world's best international universities and institutions through formal partnerships supported by UF's International Memoranda of Understanding (MOUs). These agreements facilitate research among faculty; enable faculty and student exchanges; protect intellectual property; and serve as a basis for ensuring ethical best

practice. The relationships that may flourish as a result of these agreements is an important aspect of our internationalization efforts.

The MOU database is dynamic. On a regular basis, the International Center enters into new agreements, updates existing partnerships, and terminates those that are expired or no longer relevant. The data tabulated in this report represent the UF Agreements for the 2020/2021 academic year.

The International Center manages 374 international MOUs. The majority fall under two broad categories of Agreements – Cooperative and Reciprocal.

- At UF, most MOUs are Cooperative. The Cooperative MOUs or Agreements are as diverse as the needs of our faculty. These collaborative partnerships provide a framework to pursue collaborative activity and do not represent a legal relationship. Often, they start as a one-to-one collaboration with a UF partner and over the length of the agreement result in meaningful scholarly partnerships.
- At UF, almost one quarter of all International MOUs are Reciprocal Agreements, which are a true exchange program MOUs where students from each institution spend time at the host institution as a non-degree, seeking student.
- There are a few International MOUs to cover combined and dual degree programs, transfer programs from other institutions, or special agreements among universities to accommodate unique circumstances for student exchanges.

College International MOUs

- 18 international MOUs, 5% of all MOUs at UF (Appendix).
- 14 Cooperative International MOUs (5% of all Cooperative MOUs at UF).
- 4 Reciprocal MOUs (4% of all Reciprocal MOUs at UF).
- Since 2017, the number of International MOUs have decreased by 22% (Cooperative by 18% and Reciprocal by 33% (Figure 2-1).

Figure 2-1: DCP International MOUs 2017-2021

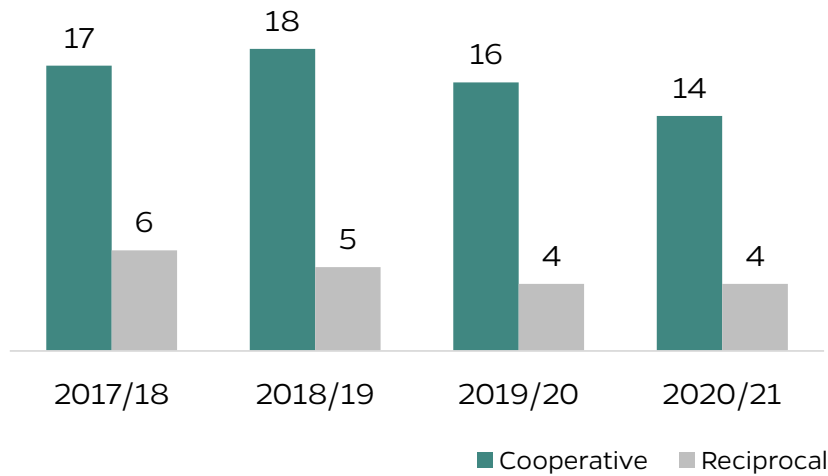


Table 2-1: Number of Agreements by College/Unit

College/Unit	UFIC Administered MOUs			Total	
	Cooperative	Reciprocal	Other	Number	Percent
Arts	3	-	-	3	0.8
Business, Warrington College	4	38	1	43	11.5
Center for Latin American Studies	30	-	-	30	8.0
Dentistry	1	-	-	1	0.3
Design, Construction and Planning	14	4	-	18	4.8
Education	2	-	-	2	0.5
Emerging Pathogens Institute	4	-	-	4	1.1
Engineering, Herbert Wertheim College	30	9	1	40	10.7
Florida Museum of Natural History	1	-	-	1	0.3
Health and Human Performance	11	2	-	13	3.5
Institute of Food and Agricultural Sciences	87	4	3	94	25.1
Journalism and Communications	1	1	-	2	0.5
Law, Fredric G. Levin College	4	1	-	5	1.3
Liberal Arts and Sciences	30	31	2	63	16.8
Medicine	16	-	-	16	4.3
Nursing	2	-	-	2	0.5
Pharmacy	8	1	1	10	2.7
Public Health and Health Professions	6	1	-	7	1.9
University Wide (International Center, Office of Research, Graduate School)	16	2	-	18	5.1
Veterinary Medicine	2	-	-	2	0.5
TOTAL	272	94	8	374	100%

- Formal International MOUs in DCP represent collaborative activity in 11 countries.
- The greatest number of International MOUs are with China (22%), and Australia (17%).

Figure 2-2: Location of DCP International MOUs



- 14 Cooperative MOUs in 10 countries.
- The most, 3 MOUs in China.
- 4 Reciprocal MOUs in 3 countries (2 in Australia and one each in China and Germany).
- The geographic diversity is generally a reflection of the size of the unit. DCP has 18 active international MOUs in 11 countries.

Table 2-2: Geographic Diversity of Agreements by College/Unit

College/Unit	Number of MOUs	Number of Countries
Arts	3	3
Business, Warrington College	43	22
Center for Latin American Studies	30	12
Dentistry	1	1
Design, Construction and Planning	18	11
Education	2	1
Emerging Pathogens Institute	4	4
Engineering, Herbert Wertheim College	40	17
Florida Museum of Natural History	1	1
Health and Human Performance	13	6
Institute of Food and Agricultural Sciences	94	40
Journalism and Communications	2	2
Law, Fredric G. Levin College	5	3
Liberal Arts and Sciences	63	31

College/Unit	Number of MOUs	Number of Countries
Medicine	16	11
Nursing	2	2
Pharmacy	10	10
Public Health and Health Professions	7	6
University Wide (International Center, Office of Research, Graduate School)	18	14
Veterinary Medicine	2	2
TOTAL	374	MOUs in 82 Countries

3. UF'S GLOBAL RESEARCH FOOTPRINT

Institutional Review Boards (IRB): An Indicator of Global Research Capacity

Documenting the international research conducted by faculty, staff and student at UF is monumental. There is no consistency in labeling research as international unless it physically conducted outside of the US. One indicator of our research footprint can include applications to UF's Institutional Review Boards (IRB) oversight of human subjects research.

- 22 international IRB studies.
- Research is active in 22 countries.

The IRB is charged with protecting the rights and welfare of participants in clinical trials and other human subjects research studies. UF IRB offices reviews and approves all research involving human subjects to ensure the welfare and rights of research participants are protected as mandated by federal and state laws, local policies, and ethical principles. As such, UF faculty, staff, and students must provide the IRB with a detailed plan of how their research will ensure the safety and welfare of any people who participate in their research project. When the research is conducted outside of the U.S., faculty, staff, and students are required to submit their research protocol that is compliant with the regulations in the U.S. and in the country where the research will take place.

The database that stores the applications for IRB approvals can serve as one indicator of the extent of international research at UF. It is not a comprehensive list and does not include research activities that do not involve people directly in the research methodology. It would not include studies that:

- Collect physical data,
- Reflect an international research collaboration among colleagues,
- Rely primarily on secondary data,
- Conduct primarily library or archival research, or
- Are exploratory studies intended to train students.

Within the above parameters, several colleges (e.g., Colleges of Engineering and the Arts) are underrepresented in this summary. As such, these data can only partially highlight the scope of UF's global research.

Exempt Approved and Approved IRB Studies¹

- 22 international IRB studies, 3% of all UF studies.

¹ UF Definitions of Exempt Human Subjects Research -- <https://irb.ufl.edu/irb02/forms-templates-guidelines/irbrev.html>

- 19 of studies submitted to the UF IRB for review, qualified to be *Exempt Approved* status from further review by the Code of Federal Regulations (CFR). To qualify the study can meet one of the following criteria:
 - Research is conducted in an established educational setting and involves instruction.
 - Research using educational tests, surveys, interviews, or observations of public behavior.
 - Research that does not impose risk or impact on any subject.
 - Secondary research involving access of identifiable data.
- 3 of the 22 DCP studies had undergone full IRB review.

IRB Studies by College

- Three percent of UFs research requiring IRB oversight from DCP faculty, staff, and students. The low number may reflect the nature and type of research conducted in the college where substantial research may not require human subjects.

Table 3-1: Number and Percent of IRB Protocols

College/Unit	Number	Percent	Number of Countries
Arts	13	2.0	12
Business, Warrington College	25	3.8	5*
Center for Latin American Studies	22	3.4	17
Dentistry	1	0.2	1
Design, Construction and Planning	22	3.4	22
Education	34	5.2	19*
Emerging Pathogens Institute	10	1.5	4
Engineering, Herbert Wertheim College	11	1.7	10
Florida Museum of Natural History	1	0.2	1
Health and Human Performance	27	4.1	14*
Institute of Food and Agricultural Sciences	90	13.7	50*
Journalism and Communications	34	5.2	17*
Libraries, George A. Smathers	2	0.3	2
Liberal Arts and Sciences	188	28.7	79*
Medicine	92	14.0	43
Nursing	7	1.1	6
Pharmacy	16	2.4	9
Public Health and Health Professions	34	5.2	19
UF International Center	10	1.5	9
UF Other	5	0.8	4
Veterinary Medicine	12	1.8	11
TOTAL	656	100%	127 Countries

*Including studies that are global or regional encompassing multiple countries.

Number of IRB Studies by Country and Region

- Faculty, students, and staff are conducting research in 22 countries².
- 13 studies in Central and Southern Asia; mostly in India and Bangladesh.
- 5 studies in Latin America and the Caribbean: One each in Brazil, Costa Rica, Ecuador, Mexico, and Peru.
- 5 studies in Eastern and Southeastern Asia; 2 in the Philippines and one in South Korea, China, and Indonesia.
- Two studies in North Africa and Western Asia (Saudi Arabia and Cyprus).
- One study in Europe (Italy).
- One study in Canada.

Figure 3-1: Number of DCP International IRB Studies by Region

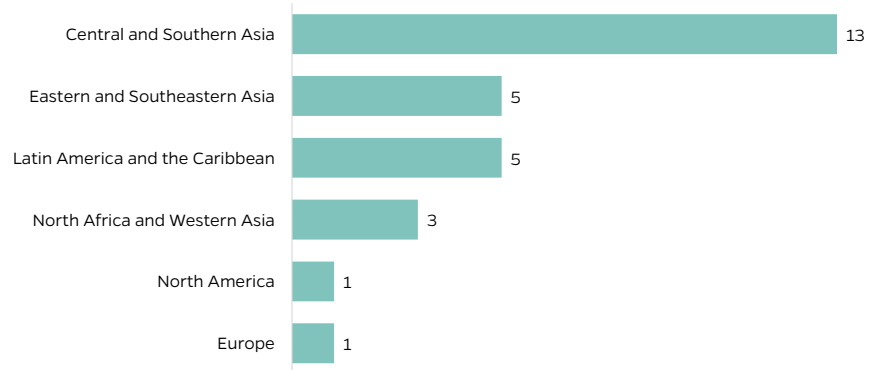


Figure 3-2: DCP International Human Subjects Research



² Some IRB studies are conducted in multiple countries and therefore the number of countries listed may be greater than the number of projects.

4. INTERNATIONAL VISITING SCHOLARS

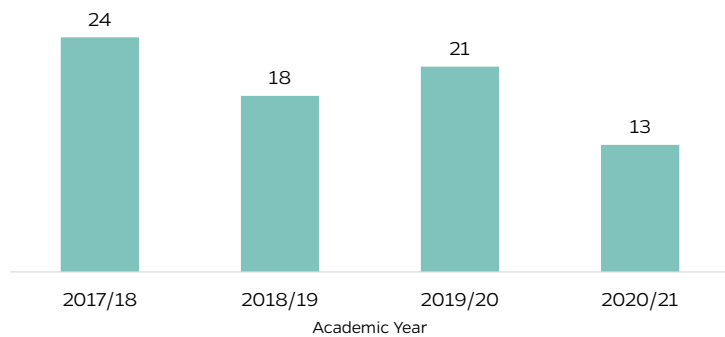
- 13 international visiting scholars hosted by DCP
- 1% of all visiting scholars at UF.
- 12 research scholars; 1 short-term scholar.
- International visiting scholars from six countries.

International Visiting Scholars are vital in supporting the global mission of the University of Florida. International Visitors promote cultural exchange, enrich international research, and connect UF to leading universities in the world. This year, UF's visiting scholars faced the additional challenge from the COVID-19 pandemic, international travel restrictions, and limited access to U.S. Embassies and Consulates for visa processing. Some of our visiting scholars had to return to their home country earlier than

planned, while others were not able to travel and have a physical presence on campus. The impact of the pandemic will continue to make a difference in our numbers of visitors throughout our next academic year. The total number of scholars at UF for the 2020/2021 academic year, dropped substantially and continues a downward trend. This academic

year, the college hosted 13 International Visiting Scholars, with the decrease most likely tied to travel restrictions and embassy closures (Figure 4-1).

Figure 4-1: Number of Visiting Scholars by Year (DCP)



Visiting scholars fit into one of five categories:

1. Professor – Teaching is the primary function; more than 50% of their time devoted to teaching. Maximum duration is five years.
2. Research Scholar – Research is the primary function; more than 50% of their time devoted to research. Maximum duration is five years.
3. Short Term Scholar – Program allows research and teaching. Maximum duration of six-months.
4. Student Intern – International students completing an internship which fulfills an educational objective towards the completion of the student's degree from their home institution. They must engage in a minimum of 32 hours per week of structured internship activities and may take part-time UF courses. The maximum duration of their program is 12 months.

International Visiting Scholars by College

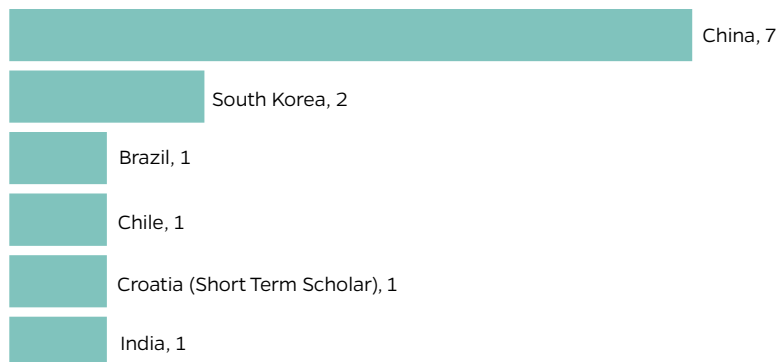
- Design, Construction and Planning hosts 13 Visiting Scholars, 1.4% of all visiting scholars to UF.

Table 4-1: International Visiting Scholars by College

College	Professor	Research Scholar	Short-Term Scholar	Student Intern	Total (% of Total)
Arts	1	2	-	-	3 (0.3)
Business, Warrington College	1	13	-	-	14 (1.5)
Center for Latin American Studies	-	-	1	-	1 (0.1)
Dentistry	-	17	-	-	17 (1.8)
Design, Construction and Planning	-	12	1	-	13 (1.4)
Education	-	35	1	-	36 (3.9)
Engineering, Herbert Wertheim College	-	77	3	-	80 (8.7)
Florida Museum of Natural History	-	6	1	-	7 (0.8)
Health and Human Performance	-	11	1	-	12 (1.3)
Institute of Food and Agricultural Sciences	2	313	52	9	376 (40.8)
Journalism and Communications	-	4	-	-	4 (0.4)
Law, Levin College	-	2	-	-	2 (0.2)
Liberal Arts and Sciences	6	119	9	-	134 (14.5)
Medicine	-	131	3	-	134 (14.5)
Nursing	-	1	-	-	--1 (0.1)
Pharmacy	-	44	1	2	47 (5.1)
Public Health and Health Professions	-	16	-	-	16 (1.7)
Veterinary Medicine	-	20	-	-	20 (2.2)
Whitney Laboratory	-	5	-	-	5 (0.5)
TOTAL	10	828	73	11	922 (100)

Country of Citizenship of International Visiting Scholars

Figure 4-2: All DCP International Visiting Scholars by Citizenship



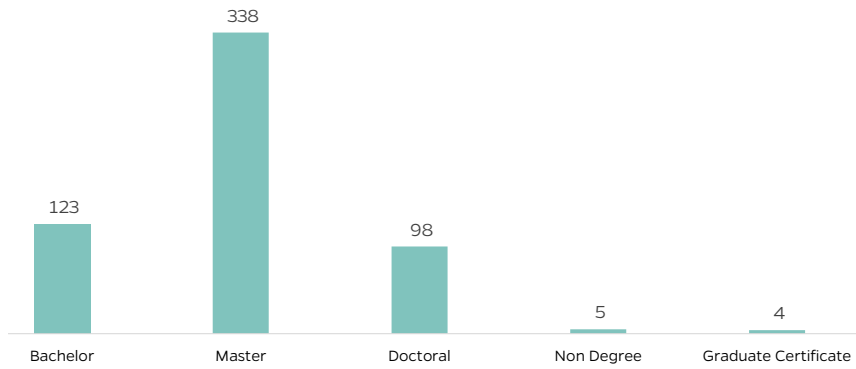
5. INTERNATIONAL STUDENT APPLICATIONS

International Applications by Type of Program

- 568 international students applied for degrees to DCP.
- 3% of all international applications at UF.

- 568 international applications from students in 70 countries.
- 3% of all UF international Applications are to DCP.
- The majority of international applications are to the college's master's programs.
- The majority (35%) of DCP international applications are from China, and 21% from India.

Figure 5-1: International Student Applications by Degree



- Majority of international applications are for DCP master's programs.

Table 5-1: Number and Percent of DCP International Applications

Degree	Number	Percent of DCP	Percent of UF
Bachelor	123	21.7	2.2
Master's	338	59.5	4.4
Doctorate	98	17.3	2.6
Non-Degree	5	0.9	0.8
Graduate Certificate	4	0.7	1.9
TOTAL	568	100%	3.2

International Applications by College

- 3.2% of all international student applications to programs in the College of Design, Construction and Planning.

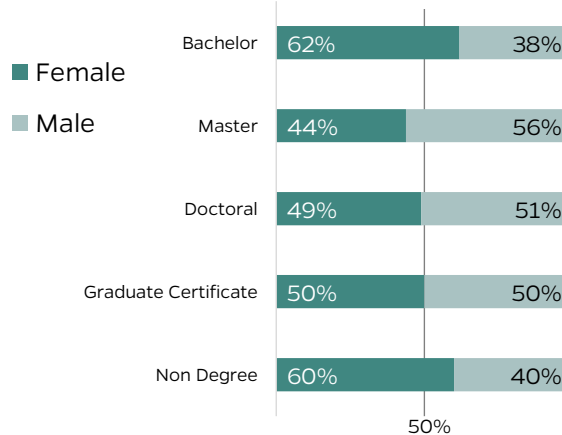
Table 5-2: International Applications (Number and Percent) by College

College	Number	Percent
Arts	276	1.5
Business, Warrington College	2,356	13.1
Dentistry	327	1.8
Design, Construction and Planning	568	3.2
Education	399	2.2
Engineering, Herbert Wertheim	5,785	32.3
Health and Human Performance	383	2.1
Institute of Food and Agricultural Sciences	1,207	6.7
Journalism and Communications	418	2.3
Law	298	1.7
Liberal Arts and Sciences	4,385	24.5
Medicine	347	1.9
Nursing	98	0.5
Pharmacy	338	1.9
Public Health and Health Professions	609	3.4
Veterinary Medicine	123	0.7
TOTAL	17,917	100%

Student Profile

- 51% of all applications to the college are from male students and 49% from female.
- For graduate programs, the ratio of male to female applications is slightly higher than the college average 55/46.
- Female to male ratio is higher for undergraduate degrees and non-degree programs.

Figure 5-2: Female to Male Ratio by Degree Type



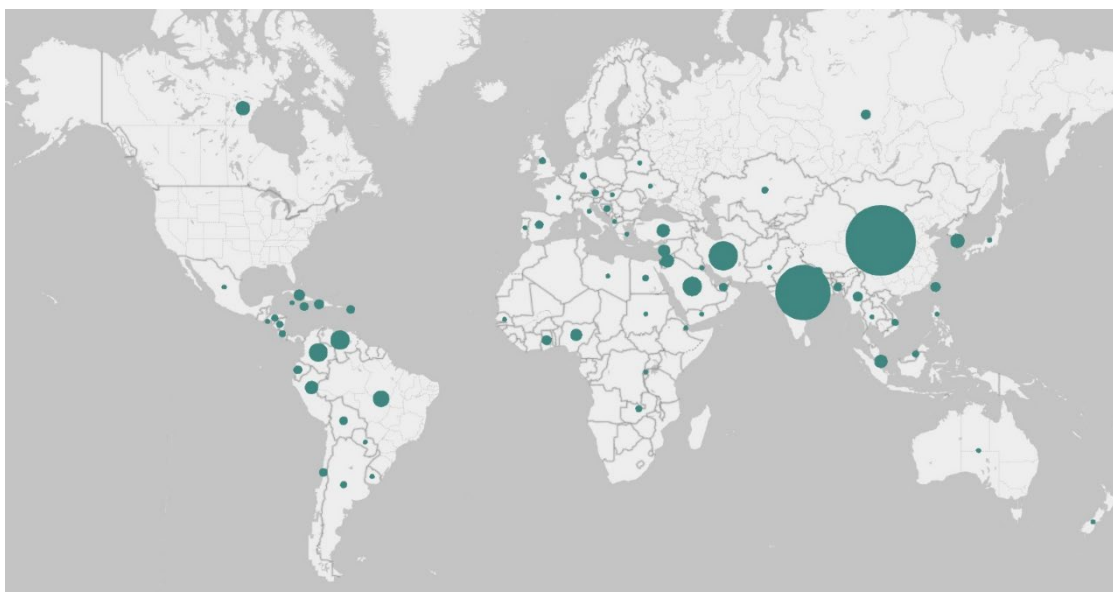
International Applications by Citizenship

- The college received applications from 70 countries.
- One third of all applications come from China (35%), 21% from India, 6% from Iran. The remainder from 67 countries, where not more than 3% of applications are from any given country.

Table 5-3: Number and Percent of International Applications by Country

Country of Citizenship	All International Applications	
	Number	Percent
China	197	34.7
India	120	21.1
Iran	34	6.0
Saudi Arabia	15	2.6
Venezuela	15	2.6
Colombia	14	2.5
64 Countries	173	30.5
TOTAL	568	100.0%

Figure 5-3: Country of Citizenship of DCP International Applications



- DCP receives 440 international applications for graduate programs (Master, Doctoral, and Graduate Certificate) from 50 countries.
- Three quarters of international applications for graduate programs are from four countries (China, India, Iran, and Saudi Arabia).
- 123 international applications for DCP bachelor's degrees from 46 countries.
- Although most undergraduate applications are from China, it is relatively a small amount. Applications for undergraduate programs are from a greater diversity of locations compared to those for graduate programs.

Table 5-4: International Applications for Graduate and Undergraduate Programs by Country

Country of Citizenship	Graduate (Master, Doctoral, Certificate)		Country of Citizenship	Undergraduate (Bachelor and Certificate)	
	Number	Percent		Number	Percent
China	167	38.0	China	28	22.8
India	118	26.8	Brazil	10	8.3
Iran	33	7.5	Venezuela	8	6.5
Saudi Arabia	15	3.4	Colombia	7	5.7
46 Countries	107	24.3	Peru	6	4.9
			Canada	6	4.9
TOTAL	440	100.0%	40 Countries	58	47.2
			TOTAL	123	100.0%

6. INTERNATIONAL STUDENTS

- 238 international students from 39 countries.
- 4% of all international students at UF (including OPT) in the college.
- 156 international students enrolled in classes.
- 82 DCP graduates are registered in Optional Practical Training (OPT).
- 87% of all DCP international students (including OPT) are enrolled in a graduate program.
- 55% of all DCP international students are male, 45% are female.

Each year, the International Center welcomes and assists students from around the world to help them make a smooth transition to student life at the University of Florida. The data reported here reflect UF's submission to the Open Doors Report to the US Department of State, Bureau of Educational, and Cultural Affairs.

Number of International Students Registered for Classes and OPT³

- 4.2% of all international students at UF.

College of Design, Construction and Planning

Non-OPT International Students

- 156 students
- 4.3% of all UF (non-OPT) international students.
- International students are from 29 countries: 38% from China and 11% from India.
- 83% are enrolled in graduate programs (32% working toward a master's degree and 51% pursuing a doctoral degree).
- 16% international students are enrolled in a bachelor's degree program.

OPT International Students

- 82 students
- 4% of all OPT students at UF.
- International OPT students from 21 countries: 39% from India and 29% from China.
- Of college OPT registered students, 94% have completed a graduate degree (71% a master's and 23% a doctorate).
- 5% of college OPT students completed a bachelor's degree

³ Optional Practical Training provides international students an opportunity to seek "temporary employment for practical training directly related to the student's major area of study." The student can use it during or after program completion. Pre-completion OPT is always part-time and can be used at any time during the degree program. Post-completion OPT is full-time and is granted only after graduation or completion of the degree program.

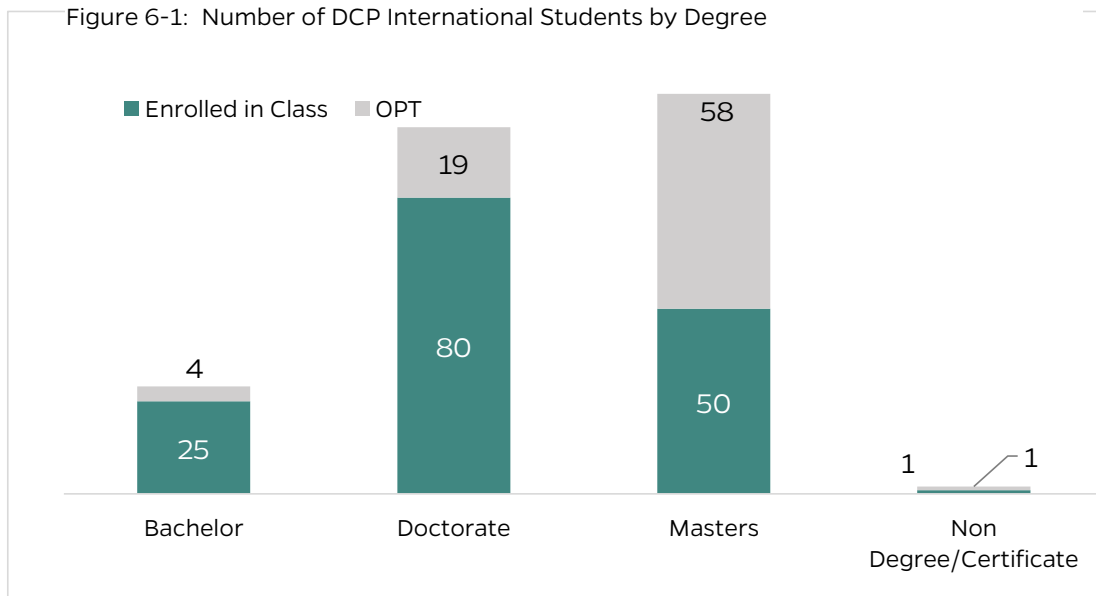


Table 6-1: UF International Students by College and Degree (Non-OPT).

College	Bachelor Degree		Graduate Degree		Non Degree		Total	
	No.	%	No.	%	No.	%	No.	%
Arts	9	1.2	34	1.2	1	6.7	44	1.2
Business, Warrington College	139	18.8	153	5.3	1	6.7	293	8.1
Dentistry	-	-	5	0.2	-	-	5	0.1
Design, Construction and Planning	25	3.4	130	4.5	1	6.7	156	4.3
Education	9	1.2	100	3.5	1	6.7	110	3.0
Engineering, Herbert Wertheim	195	26.4	1,181	41.2	6	40.0	1,382	38.1
Health and Human Performance	46	6.2	55	1.9	-	-	101	2.8
Institute of Food and Agricultural Sciences	55	7.4	390	13.6	2	13.3	447	12.3
Journalism and Communications	51	6.9	40	1.4	-	-	91	2.5
Law, Levin College	-	-	15	0.5	-	-	22	0.6
Liberal Arts and Sciences	206	27.9	518	18.1	3	20.0	727	20.0
Medicine	-	-	72	2.5	-	-	72	2.0
Nursing	2	0.3	10	0.3	-	-	12	0.3
Pharmacy	-	-	65	2.3	-	-	65	1.8
Public Health and Health Professions	2	0.3	78	2.7	-	-	80	2.2
Veterinary Medicine	-	-	20	0.7	-	-	20	0.6
TOTAL	739	100%	2,866	100%	15	100%	3,627	100%

Table 6-2: OPT Students by College (Number and Percent)⁴

College	Bachelor's Degree		Graduate Degree*		Total	
	No.	%	No.	%	No.	%
Arts	1	1.0	5	0.3	6	0.3
Business, Warrington College	20	20.4	194	10.3	214	10.8
Dentistry	-	-	-	-	-	-
Design, Construction and Planning	4	4.1	77	4.1	81	4.1
Education	-	-	14	0.7	14	0.7
Engineering, Herbert Wertheim	41	41.8	1,251	66.7	1,292	65.5
Health and Human Performance	2	2.0	16	0.9	18	0.9
Institute of Food and Agricultural Sciences	7	7.1	115	6.1	122	6.2
Journalism and Communications	9	9.2	5	0.3	14	0.7
Law, Levin College	-	-	20	1.1	20	1.0
Liberal Arts and Sciences	13	13.3	101	5.4	114	5.8
Medicine	-	-	30	1.6	30	1.5
Nursing	-	-	1	0.1	1	0.1
Pharmacy	-	-	26	1.4	26	1.3
Public Health and Health Professions	1	1.0	18	1.0	19	1.0
Veterinary Medicine	-	-	2	0.1	2	0.1
TOTAL	98	100%	1,875	100%	1,973*	100%

*Does not include 7 students enrolled in non-degree or certificate programs.

International Students: Home Country

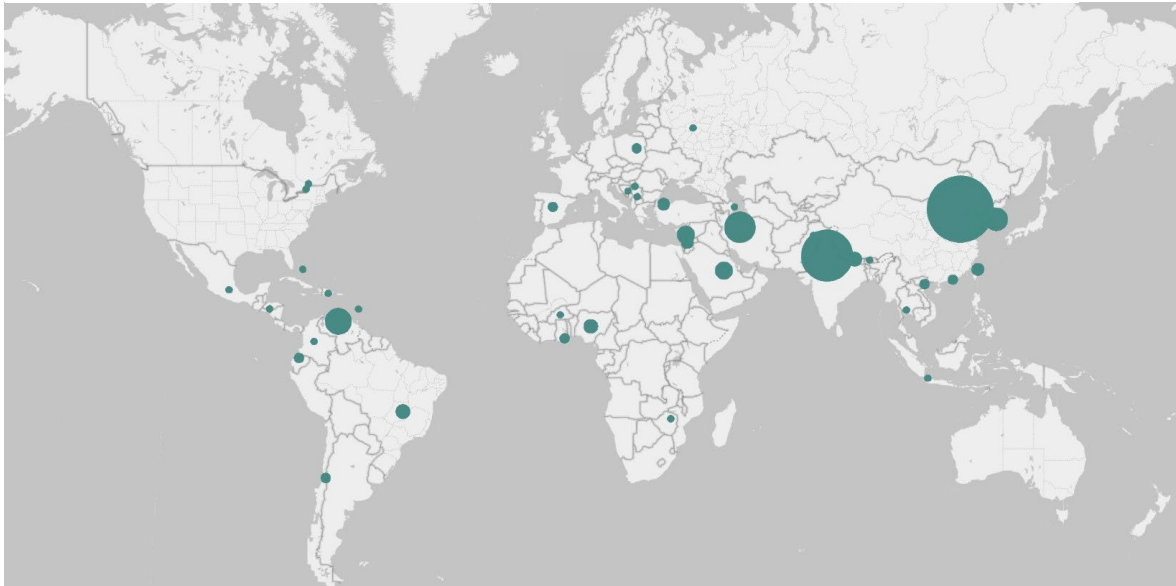
- International students enrolled in the college, including OPT, are from 39 countries.
- Half of all international students from Central and Southern Asia and one third from Eastern and Southeastern Asia.
- 53% from India and 29% from China.

Table 6-3: Region of Citizenship (All Students)

Country of Citizenship	Non-OPT International Students		OPT International Students		All International Students	
	Number	Percent	Number	Percent	Number	Percent
Eastern and Southeastern Asia	72	46.2	28	34.2	100	42.0
Central and Southern Asia	37	23.7	36	43.9	73	30.7
Latin America and the Caribbean	16	10.3	12	14.6	28	11.8
North Africa and Western Asia	15	9.6	2	2.4	17	7.1
Europe	10	6.4	1	1.2	11	4.6
Sub Saharan Africa	5	3.2	3	3.7	8	3.4
North America	1	0.6	-	-	1	0.4
TOTAL	156	100%	82	100%	238	100%

⁴ Does not include students who are enrolled in a non-degree or a certificate program.

Figure 6-2: Country of Citizenship of DCP International Students (Including OPT)



7. STUDY ABROAD PROGRAMS

For Study Abroad Services, the 2020-2021 Academic Year required endless planning for a multitude of logistical scenarios. The Study Abroad team spent a significant amount of time analyzing program feasibility and the financial implications of attempting to run programs during the pandemic. As expected, participation dramatically decreased over the past year, and only 276 were able to study abroad, with the majority of those students studying in Europe and Asia. We also saw an increase in virtual international opportunities, with around 50 UF students participating in either a virtual international internship or program. This is a trend we expect to continue as more students look for financially accessible ways to internationalize their degree.

- 16 DCP students studied abroad (6% of all UF study abroad students).
- Of all graduating DCP students, 80 or 16% had at least one study abroad experience.
- DCP students travelled to Italy.

While the pandemic has certainly placed additional challenges on study abroad the past year, the overall trajectory of study abroad at UF over the past few decades has not faltered. The International Center expects to see more return to normalcy over the 2021-2022 academic year, and plans to continue diversifying study abroad programs, and the students who participate in them. Our plans for the upcoming year include greater outreach to underrepresented students and an increase in programming to non-traditional destinations. And as we move forward in years to come, UF Study Abroad Services plans to continue the mission of providing transformative global learning opportunities that challenge students to embrace differences and foster the intercultural competency to succeed in today’s interconnected world.

Study Abroad by College

- With ongoing Covid 19 travel concerns, only 16 students participated in a study abroad. Pre pandemic, the number of study abroad students was substantially higher (124 in 2018, pre-covid).
- 6% of all study abroad students are from DCP.

Table 7-1: Number and Percent of Students who Participated in Study Abroad by College

College	Number of Study Abroad Students	Percent of All UF Study Abroad Students
Arts	2	0.7
Business, Warrington College	75	27.2
Design, Construction and Planning	16	5.8
Education	5	1.8
Engineering, Herbert Wertheim College	34	12.3
Health and Human Performance	7	2.5
Institute of Food and Agricultural Sciences	5	1.8

College	Number of Study Abroad Students	Percent of All UF Study Abroad Students
Journalism and Communications	16	5.8
Law, Levin College	1	0.4
Liberal Arts and Sciences	91	33.0
Nursing	1	0.4
Pharmacy	1	0.4
Public Health and Health Professions	2	0.7
Other	20	7.2
TOTAL	276	100%

- All DCP students participated in a traditional study abroad experience of classroom learning with accompanying travel and tours.

Table 7-2: Type of Study Abroad Program by College

College	Percent of Students				Total Number of Students
	Traditional	Work Internship	Research Fieldwork	Independent Study	
Arts	2	-	-	-	2
Business, Warrington College	45	30	-	-	75
Design, Construction and Planning	16	-	-	-	16
Education	5	-	-	-	5
Engineering, Herbert Wertheim College	24	-	10	-	34
Health and Human Performance	5	1	-	1	7
Institute of Food and Agricultural Sciences	5	-	-	-	5
Journalism and Communications	15	1	-	-	16
Law, Levin College	1	-	-	-	1
Liberal Arts and Sciences	81	9	1	-	91
Nursing	1	-	-	-	1
Pharmacy	-	-	-	1	1
Public Health and Health Professions	1	-	1	-	2
Not reported	8	12			20
PERCENT	75.7%	19.2%	4.4%	0.7%	100%
TOTAL NUMBER OF STUDENTS	209	53	12	2	276

- All 16 DCP students participated in a program in Italy.
- Participated in an undergraduate course offered in the spring semester.

Table 7-3: Study Abroad by Region (Percent of College to Destination)

College (Number of Students)	Europe	Eastern and Southeastern Asia	Latin America and the Caribbean	North Africa and Western Asia	Central and Southern Asia	Sub Saharan Africa
Arts (2)	50%	50%	-	-	-	-
Business, Warrington College (75)	53.3%	42.7%	1.3%	2.7%	-	-
Design, Construction and Planning (16)	100%	-	-	-	-	-
Education (5)	-	100%	-	-	-	-
Engineering, Herbert Wertheim College (34)	82.4%	8.8%	-	2.9%	5.9	-
Health and Human Performance (7)	28.6%	71.4%	-	-	-	-
Institute of Food and Agricultural Sciences (5)	40%	60%	-	-	-	-
Journalism and Communications (16)	31.3%	68.7%	-	-	-	-
Law, Levin College (1)	-	-	-	-	-	100%
Liberal Arts and Sciences (91)	59.3%	26.4%	6.6%	3.3%	4.4%	-
Nursing (1)	100%	-	-	-	-	-
Pharmacy (1)	100%	-	-	-	-	-
Public Health and Health Professions (2)	100%	-	-	-	-	-
Not reported (20)	50%	40%	5%	5%	-	-
PERCENT	58.7%	33.3%	2.9%	2.5%	2.2%	0.4%
TOTAL NUMBER OF STUDENTS	162	92	8	7	6	1

Graduating Students and Study Abroad

- In the 2020/21 Academic Year, 492 students graduated from all DCP college programs. Of those, 80 or 16% participated in at least one study abroad program during their time at UF.
- Of the 80 students who had at least one study abroad experience, 60% were undergraduates, 39% graduated with a master’s degree, and 1% with a doctorate.
- 14.5% of all DCP undergraduates, 23% of DCP master’s students, and 4% of DCP doctoral students had at least one study abroad experience prior to graduation (Table 7-4).

Table 7-4: Number and Percent of DCP Students who Studied Abroad by Academic Level

Academic Degree	Number who Studied Abroad	Number of all Graduating Students in the College	Percent of All Students who Studied Abroad
Bachelor’s	48	332	14.5
Master’s	31	133	23.3
Doctoral	1	27	3.7
TOTAL	80	308	16.3

- Students who graduated from DCP in the 2020/2021 Academic Year and had a study abroad experience, travelled to 16 countries.
- 51% of the study abroad trips were to Italy and 18% travelled to France.

Figure 7-1: Study Abroad Destinations of DCP Graduating Students



8. INTERNATIONAL CENTER PROGRAMS

Programs to Support Faculty, Staff, and Students

Engaging with faculty, staff, and students is a key area of strategic importance to the University of Florida and has been a priority in our roadmap to preeminence. The International Center invests in cross cutting programs to support internationalization efforts including research, student experiences, leadership development, and promoting meaningful partnerships to universities abroad.

- One DCP faculty participated in a Virtual Exchange training. (\$500).
- 19 undergraduate students enrolled in the International Scholars Program.

2020 College of Design, Construction and Planning International Educator of the Year

- **Senior Faculty Award:** Nam-Kyu Park Associate Professor, Department of Interior Design, College of **Design**

Virtual Exchange Training

Through virtual exchange, faculty can connect their UF classes with students and faculty abroad to collaborate on assignments, acquire global perspectives on a given discipline, and develop intercultural competence skills. The International Center Office of Global Learning provides training and seed funding to help faculty design and incorporate virtual international content and communication activities into existing courses.

College of Design Construction and Planning (\$500)

- Alpa Nawre, Assistant Professor, Landscape Architecture

UF Fulbright Events

The Fulbright Scholars program is sponsored by the U.S. Department of State's Bureau of Educational and Cultural Affairs. Founded in 1946, the programs mission is to improve intercultural relations and cultural diplomacy between the United States and other countries around the world. At UF, the Fulbright program works with a large set of collaborating partners across campus. The International Center coordinates and hosts events to promote the Fulbright experience. During the 2020/2021 academic year, the International Center co-sponsored five virtual events attended by 145 faculty, students, and staff from almost every college at UF.

Table 8-1: Attendance at UF Fulbright Events

Event	Number Attended
Virtual Welcome & Networking Reception	35
My Fulbright Experiences and Impacts with Dr. Muthusami Kumaran	35
How to Prepare a Successful US Scholar Fulbright Application	29
Managing Fulbright Recruitment and Retention	26
US Fulbright Scholar Informational Session	20
TOTAL	145

- One DCP faculty/staff attend a UF Fulbright event.

Table 8-2: Attendance at Fulbright Events by College and Unit

College/Unit	Number Attended
Liberal Arts and Sciences	34
Institute of Food and Agricultural Sciences	31
UF International Center	23
UF Administration	10
Guests of UF	9
Education	8
Arts	7
Herbert Wertheim College of Engineering	6
Health and Human Performance	5
Medicine	4
Levin College of Law	2
Warrington College of Business	2
Design, Construction and Planning	1
FLMNH	1
Nursing	1
Public Health and Health Professions	1
TOTAL	145

International Scholars Program

The International Scholars Program (ISP) is a commencement medallion program open to all undergraduate students. ISP allows students to develop a global mindset and acquire in-demand skills by integrating international coursework, interdisciplinary perspectives, digital literacy, and experiential learning opportunities. To graduate with the International Scholars designation, the student must meet four requirements:

1. Four courses of international themed coursework
2. One international experience (e.g., study abroad) or two semesters of a foreign language
3. Be engaged in the various international campus life programs available throughout the year

4. The student must complete the capstone *e*-portfolio program that features their accomplishments at UF and abroad in an online forum
- 19 DCP students are enrolled in the International Scholars Program.
 - 1 student graduated with an ISP designation.

Table 8-3: International Scholars Program by College

College/Unit	International Scholars Enrolled		International Scholars Graduated	
	Total Enrolled	Percent	Total Graduated	Percent
Arts	15	2.1	3	3.3
Business, Warrington College	58	8.1	7	7.6
Design, Construction and Planning	19	2.7	1	1.1
Education	3	0.4	0	0
Engineering, Herbert Wertheim College	47	6.6	1	1.1
Health and Human Performance	1	0.1	0	0
Institute of Food and Agricultural Sciences	77	10.8	9	9.8
Journalism and Communications	30	4.2	6	6.5
Liberal Arts and Sciences	438	61.3	59	64.1
Nursing	7	1.0	1	1.1
Public Health and Health Professions	20	2.8	5	5.4
TOTAL	715	100%	92	100%

9. TRAVEL REGISTRY

- Three faculty trips to Italy and Ecuador.
- The purpose of all trips was to teach.

University of Florida faculty, staff, and researchers travel internationally as part of their official UF duties. For example, they may travel to attend conferences, collect field data, engage in outreach activities, collaborate with partners, participate in meetings,

recruit students, etc. Prior to Covid, the number of trips on behalf of UF ranged from four to five thousand each year. Due to a full year of Covid-19 restrictions, the number of trips by UF faculty, staff, and students dropped significantly and UF's travel fell to 329 trips. In 2018/19 pre covid UF faculty, staff, and students accounted for over 4,000 trips.

- 3 trips by DCP faculty. In comparison, DCP faculty had made 68 trips in 2018/19 (pre covid).
- Two trips to Italy and one trip to Ecuador.
- Primary purpose was teaching.

Travel by College/Unit

- Less than one percent of all trips by UF faculty, staff, and students.

Table 9-1: Travel by College and Unit

College/Unit	Number	Percent of Total
Liberal Arts and Sciences	108	32.3
Institute of Food and Agricultural Sciences	63	18.9
Herbert Wertheim College of Engineering	28	8.4
Medicine	28	8.4
Type One Centers	18	5.4
Public Health and Health Professions	16	4.8
Florida Museum of Natural History	16	4.8
Arts	13	3.9
UF Administration	12	3.6
Veterinary Medicine	12	3.6
Education	5	1.5
Design, Construction and Planning	3	0.9
Warrington College of Business	3	0.9
Pharmacy	3	0.9
Not Reported	3	0.9
Health and Human Performance	2	0.6
Nursing	1	0.3
TOTAL	334	100%

10. UF INTERNATIONAL ALUMNI

The University of Florida supports a large alumni of more than 450,000 former students. Because UF has a sizeable number of international students and the university's reputation is global, UF's graduates extend the gator nation worldwide. Tracking graduates is a challenge and the summary presented here cannot be comprehensive. The accuracy of tracking where UF's graduates live is a function of the strength of each of our college's alumni network. As a result, some colleges can report proportionately larger numbers than those reflected by graduation data. Additionally, some colleges have a larger percentage of international students and therefore, their international alumni reflect that enrollment trend.

- The UF Alumni Association reports on 311 DCP alumni living outside of the U.S.
- 3% of all international alumni (recorded) have graduated from the college.
- Alumni live in 60 countries: 35% in China and 15% in India.
- Of the alumni data, 81% graduated with a graduate degree and 19% with a bachelor's degree.

The summary documents both UF's international students who may have returned to their home country after graduation and U.S. students who work and live abroad.

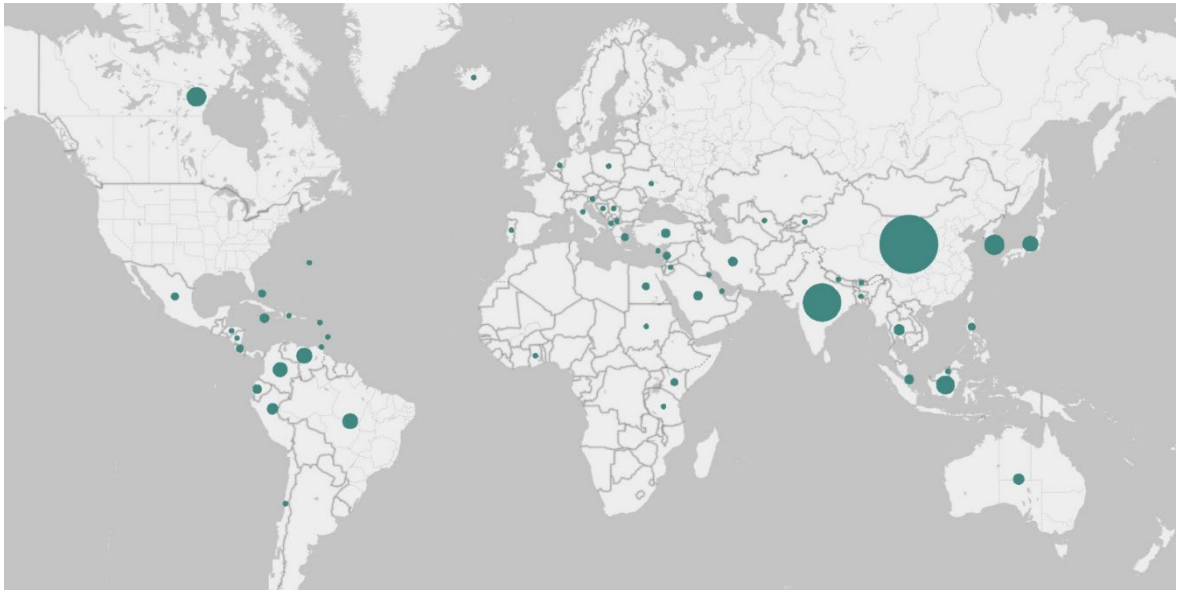
- Based on alumni records, 3.3% of all recorded alumni have graduated from DCP.

Table 10-1: Number and Percent of International Alumni by College

College/Unit	Number	Percent of Total
Herbert Wertheim College of Engineering	3,441	36.9
Liberal Arts and Sciences	1,275	13.7
Warrington College of Business	1,230	13.2
Institute of Food and Agricultural Sciences	1,180	12.7
Pharmacy	338	3.6
Levin College of Law	323	3.5
Design, Construction and Planning	311	3.3
Journalism and Communications	311	3.3
Education	225	2.4
Public Health and Health Professions	212	2.3
Health and Human Performance	168	1.8
Arts	120	1.3
Medicine	74	0.8
Veterinary Medicine	48	0.5
Dentistry	19	0.2
Nursing	17	0.2
Not Reported	23	0.2
TOTAL	9,315	100%

- Reflecting current enrollment trends, half of all DCP alumni live in China and India. The remainder of alumni live in 58 different countries where the number of alumni from any given country is more than five percent of the total.

Figure 10-1: Location of DCP Alumni



11. APPENDIX: DESIGN, CONSTRUCTION AND PLANNING INTERNATIONAL MOUS

Institution	Country	UF Academic Manager	Type	Termination Date
Ajman University	United Arab Emirates	Kung,Michael	Cooperative	11/4/2025
American University of Kurdistan	Iraq	Kung,Michael	Cooperative	9/12/2023
Chongqing University	China	Kung,Michael	Cooperative	4/24/2021
Hong Kong Polytechnic University	China	Russell,Mark	Reciprocal	11/30/2022
National Parks Board - Centre for Urban Greenery & Ecology	Singapore	Kung,Michael	Cooperative	3/16/2022
National Taiwan University of Science and Technology	Taiwan	Kung,Michael	Cooperative	5/14/2024
Queensland University of Technology	Australia	Sullivan,James	Reciprocal	6/30/2024
Queensland University of Technology	Australia	Sullivan,James	Cooperative	6/30/2024
Royal Melbourne Institute of Technology	Australia	Sullivan,James	Reciprocal	7/8/2024
Sapienza Università di Roma	Italy	Kohen,Martha	Cooperative	2/24/2019
Shenyang Agricultural University	China	Kung,Michael	Cooperative	9/24/2024
Southeast University	China	Kung,Michael	Cooperative	9/6/2023
Technische Hochschule Ostwestfalen-Lippe University of Applied Sciences	Germany	Rengel,Roberto	Reciprocal	6/26/2022
Università Gabriele D'Annunzio Chieti	Italy	Kohen,Martha	Cooperative	2/13/2024
Universitas Indonesia	Indonesia	Silver,Chris	Cooperative	12/20/2020
Universitas Indonesia (Dual Degree Program)	Indonesia	Silver,Christopher	Cooperative	2/3/2020
University of Groningen	Netherlands	Kung,Michael	Cooperative	11/22/2024
University of Pretoria	South Africa	Kung,Michael	Cooperative	9/27/2025

Office for Global Research Engagement

1765 Stadium Road, The Hub

Gainesville, FL 32611

(352) 273-1521

internationalcenter.ufl.edu