



Fredric G. Levin College Of Law

2020 – 2021 REPORT OF INTERNATIONAL ACTIVITY

University of Florida International Center
Office for Global Research Engagement

Supporting Faculty to Build Partnerships Globally

University of Florida International Center

The **OFFICE FOR GLOBAL RESEARCH ENGAGEMENT (OGRE)** facilitates international research to increase UF's global presence. OGRE supports faculty to advance international research at UF and around the world.

In pursuit of international research excellence, our role is to:

- **INTRODUCE** faculty new to international research to active university networks and experienced mentors.
- **CONNECT** faculty, students, and staff with those who share research interests and are interested in working in similar countries or regions.
- **FOSTER** research networks for internationally focused communities of practice.
- **EXPAND** UF's knowledge and capacity in working in international venues.
- **ASSIST** faculty, students, and staff in identifying sponsored research opportunities and programs.
- **FACILITATE** the process of navigating the UF administrative process for conducting international research.
- **SUPPORT** Fulbright visiting scholars at UF, and UF scholars traveling abroad.

For more information: JulieFes@ufic.ufl.edu and <https://www.internationalcenter.ufl.edu>

SUPPORTING FACULTY TO BUILD PARTNERSHIPS GLOBALLY



2020/2021

Report of International Activity

Fredric G. Levin College of Law

Table of Contents

| | |
|---|----|
| List of Figures | ii |
| List of Tables | ii |
| 1. Introduction | 1 |
| 2. International Memoranda of Understanding (MOU) | 3 |
| Fredric G. Levin College of Law International MOUs | 3 |
| 3. International Visiting Scholars | 6 |
| International Visiting Scholars by College | 7 |
| 4. International Student Applications | 8 |
| International Applications by Type of Program | 8 |
| Student Profile | 8 |
| International Applications by College | 9 |
| International Applications by Citizenship | 9 |
| 5. International Students | 11 |
| Number of International Students Registered for Classes and OPT | 11 |
| International Students: Home Country | 13 |
| 6. Study Abroad Programs | 14 |
| Study Abroad by College | 14 |
| Study Abroad Student Profile | 15 |
| Study Abroad Program Destination | 16 |
| Graduating Students and Study Abroad | 16 |
| 7. International Center Programs | 18 |
| Programs to Support Faculty, Staff, and Students | 18 |
| 2020 Fredric G. Levin College of Law International Educator of the Year | 18 |
| UF Fulbright Events | 18 |
| 8. Travel Registry | 20 |
| Travel by College/Unit | 20 |
| 9. UF International Alumni | 21 |

List of Figures

| | |
|---|----|
| Figure 2-1: College of Law International MOUs 2017-2021..... | 4 |
| Figure 3-1: Number of Visiting Scholars by Year | 6 |
| Figure 4-1: International Student Applications by Degree | 8 |
| Figure 4-2: Country of Citizenship of College of Law International Applications | 9 |
| Figure 5-1: Country of Citizenship of College of Law International Students (Including OPT) | 13 |
| Figure 6-1: Study Abroad Destinations of College of Law Graduating Students | 17 |
| Figure 9-1: Location of Fredric G. Levin College of Law International Alumni | 22 |

List of Tables

| | |
|---|----|
| Table 2-1: Number of Agreements by College/Unit..... | 4 |
| Table 2-2: Geographic Diversity of Agreements by College/Unit..... | 5 |
| Table 3-1: International Visiting Scholars by College..... | 7 |
| Table 4-1: Number and Percent of International Applications to Fredric G. Levin College of Law..... | 8 |
| Table 4-2: International Applications (Number and Percent) by College..... | 9 |
| Table 4-3: Number and Percent of International Applications by Country | 10 |
| Table 5-1: UF International Students by College and Degree (Non-OPT)..... | 11 |
| Table 5-2: OPT Students by College (Number and Percent)..... | 12 |
| Table 6-1: Number and Percent of Students who Participated in Study Abroad by College..... | 14 |
| Table 6-2: Type of Study Abroad Program by College | 15 |
| Table 6-3: Study Abroad by Region (Percent of College to Destination) | 16 |
| Table 6-4: Number and Percent of Students who Studied Abroad by Academic Level..... | 17 |
| Table 7-1: Attendance at UF Fulbright Events | 18 |
| Table 7-2: Attendance at Fulbright Events by College and Unit | 19 |
| Table 8-1: Travel by College and Unit..... | 20 |
| Table 9-1: Number and Percent of International Alumni by College..... | 21 |

1. INTRODUCTION

In the 2020/2021 academic year, the University of Florida (UF) continued to pursue its mission of education excellence while facing the greater challenges of a global pandemic. While classes resumed and faculty, staff, and students adapted to changing conditions, the International Center found new and innovative ways to support our international programs and serve our global community. Throughout, we continued to serve UF's broader global mission and are proud to be a leader in fostering international understanding and developing a network of students and scholars at home and around the world.

Fredric G. Levin College of Law

- 5 International MOUs.
- 2 International Visiting Scholars.
- 298 international student applications from 60 countries.
- 42 international students from 18 countries.
- 1 student studied abroad.
- Of all graduating engineering students, 28 or 8% had at least one study abroad experience.
- The UF Alumni Association reports on 323 alumni living in 58 countries.

This report documents international activity at the University of Florida. The 2019/2020 update presents the global footprint for the Fredric G. Levin College of Law for the academic year. Similar to past reports, the data summarize a considerable volume of international activity, and continues to be testimony to the university's and the colleges' commitment to international research, education, and international exchange.

The report documents the college's international partnerships, the investment into faculty development programs, the number of international visitors working and studying at UF, the number of international students, the extent of applications for graduate programs from students worldwide, the college's study abroad programs, efforts dedicated to internationalizing the curricula, and a summary of where college faculty, students and staff are travelling. This year, we have added information about our international alumni, showing the global reach of our graduates.

The data represent a snapshot of international activity captured in August 2020. For many categories, the numbers fluctuate; for example, the number of formal agreements with foreign institutions changes daily as new partnerships are introduced and others are expired. For some data, such as for international graduate applications and the number of international students, the report captures Fall numbers only to avoid double counting and redundancies.

The activities reported in this document demonstrate how international efforts at UF and in the college contribute to a fundamental university goal to prepare our students to better navigate the increasingly complex challenges of a globalized world. The intent is to showcase

and highlight the extent and scope of UF's and the college's international activity in one inclusive report. As a top ranked, R1, public university, the College of Law faculty engage in research and international collaborative activity that is, by its sheer number, a challenge to document. Their scholarship and classroom activity impacts international content daily and, with almost 5,000 faculty and more than 200 research and education centers, bureaus, and

Now more than ever, the
UF International Center
embraces its global
mission as we plan a way
forward in pursuit of
international engagement
in a post-pandemic world.

institutes at UF, documenting their international scholarly activity is difficult. For this reason, this report cannot be comprehensive of all international activity; however, it provides a benchmark from which we can begin to measure our global reach. Indeed, every indication suggests the Gator Nation extends substantially to the wider global community.

2. INTERNATIONAL MEMORANDA OF UNDERSTANDING (MOU)

The University of Florida connects to the world’s best international universities and institutions through formal partnerships supported by UF’s International Memoranda of Understanding (MOUs). These agreements facilitate research among faculty; enable faculty and student exchanges; protect intellectual property; and serve as a basis for ensuring ethical best practice. The relationships that may flourish as a result of these agreements is an important aspect of our internationalization efforts.

- 4 International Cooperative MOUs in China and Colombia.
- One Reciprocal MOU in the Netherlands.

The MOU database is dynamic. On a regular basis, the International Center enters into new agreements, updates existing partnerships, and terminates those that are expired or no longer relevant. The data tabulated in this report represent the UF Agreements for the 2020/2021 academic year.

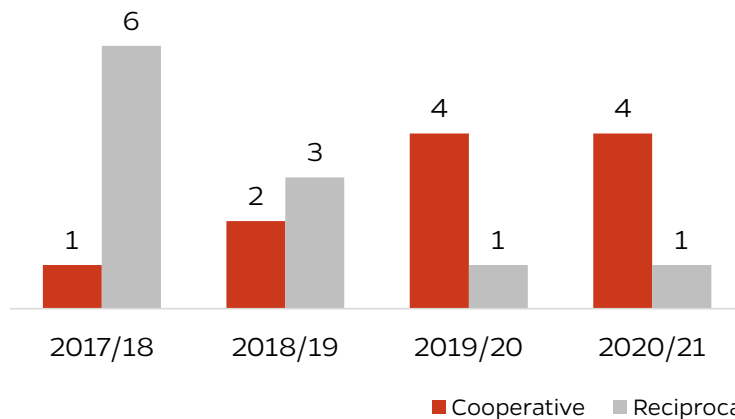
The International Center manages 374 international MOUs. The majority fall under two broad categories of Agreements – Cooperative and Reciprocal.

- At UF, most MOUs are Cooperative. The Cooperative MOUs or Agreements are as diverse as the needs of our faculty. These collaborative partnerships provide a framework to pursue collaborative activity and do not represent a legal relationship. Often, they start as a one-to-one collaboration with a UF partner and over the length of the agreement result in meaningful scholarly partnerships.
- At UF, almost one quarter of all International MOUs are Reciprocal Agreements, which are a true exchange program MOUs where students from each institution spend time at the host institution as a non-degree, seeking student.
- There are a few International MOUs to cover combined and dual degree programs, transfer programs from other institutions, or special agreements among universities to accommodate unique circumstances for student exchanges.

Fredric G. Levin College of Law International MOUs

| Institution | Country | UF Academic Manager | Type | Termination Date |
|---|-------------|---------------------|-------------|------------------|
| Central University of Finance and Economics Law School | China | Zheng,Wentong | Cooperative | 7/31/2022 |
| Leiden University | Netherlands | Murray,Kelli | Reciprocal | 7/2/2023 |
| Shanghai University of Finance and Economics Law School | China | Zheng,Wentong | Cooperative | 2/1/2023 |
| Southeast University | China | Zheng,Wentong | Cooperative | 5/30/2023 |
| Universidad de los Andes | Colombia | Murray,Kelli | Cooperative | 2/1/2024 |

Figure 2-1: College of Law International MOUs 2017-2021



- Since 2017/18, the number of international MOUs in the college have remained relatively stable.
- In 2017/18 and 2018/19 the college had signed more reciprocal student exchange MOUs that have since expired and were not renewed. (Figure 2-1).

Table 2-1: Number of Agreements by College/Unit

| College/Unit | UFIC Administered MOUs | | | Total | |
|---|------------------------|------------|----------|------------|-------------|
| | Cooperative | Reciprocal | Other | Number | Percent |
| Arts | 3 | - | - | 3 | 0.8 |
| Business, Warrington College | 4 | 38 | 1 | 43 | 11.5 |
| Center for Latin American Studies | 30 | - | - | 30 | 8.0 |
| Dentistry | 1 | - | - | 1 | 0.3 |
| Design, Construction and Planning | 14 | 4 | - | 18 | 4.8 |
| Education | 2 | - | - | 2 | 0.5 |
| Emerging Pathogens Institute | 4 | - | - | 4 | 1.1 |
| Engineering, Herbert Wertheim College | 30 | 9 | 1 | 40 | 10.7 |
| Florida Museum of Natural History | 1 | - | - | 1 | 0.3 |
| Health and Human Performance | 11 | 2 | - | 13 | 3.5 |
| Institute of Food and Agricultural Sciences | 87 | 4 | 3 | 94 | 25.1 |
| Journalism and Communications | 1 | 1 | - | 2 | 0.5 |
| Law, Fredric G. Levin | 4 | 1 | - | 5 | 1.3 |
| Liberal Arts and Sciences | 30 | 31 | 2 | 63 | 16.8 |
| Medicine | 16 | - | - | 16 | 4.3 |
| Nursing | 2 | - | - | 2 | 0.5 |
| Pharmacy | 8 | 1 | 1 | 10 | 2.7 |
| Public Health and Health Professions | 6 | 1 | - | 7 | 1.9 |
| University Wide (International Center, Office of Research, Graduate School) | 16 | 2 | - | 18 | 5.1 |
| Veterinary Medicine | 2 | - | - | 2 | 0.5 |
| TOTAL | 272 | 94 | 8 | 374 | 100% |

- The geographic diversity is generally a reflection of the size of the unit.
- College of Law has 4 Cooperative MOUs in China and Colombia and one Reciprocal MOU in the Netherlands.

Table 2-2: Geographic Diversity of Agreements by College/Unit

| College/Unit | Number of MOUs | Number of Countries |
|---|----------------|----------------------|
| Arts | 3 | 3 |
| Business, Warrington College | 43 | 22 |
| Center for Latin American Studies | 30 | 12 |
| Dentistry | 1 | 1 |
| Design, Construction and Planning | 18 | 11 |
| Education | 2 | 1 |
| Emerging Pathogens Institute | 4 | 4 |
| Engineering, Herbert Wertheim College | 40 | 17 |
| Florida Museum of Natural History | 1 | 1 |
| Health and Human Performance | 13 | 6 |
| Institute of Food and Agricultural Sciences | 94 | 40 |
| Journalism and Communications | 2 | 2 |
| Law, Fredric G. Levin College | 5 | 3 |
| Liberal Arts and Sciences | 63 | 31 |
| Medicine | 16 | 11 |
| Nursing | 2 | 2 |
| Pharmacy | 10 | 10 |
| Public Health and Health Professions | 7 | 6 |
| University Wide (International Center, Office of Research, Graduate School) | 18 | 14 |
| Veterinary Medicine | 2 | 2 |
| TOTAL | 374 | MOUs in 82 Countries |

3. INTERNATIONAL VISITING SCHOLARS

• 2 International Visiting Research Scholars from Brazil.

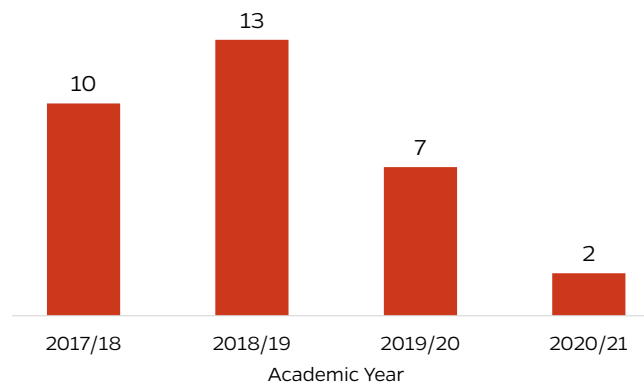
International Visiting Scholars are vital in supporting the global mission of the University of Florida. International Visitors promote cultural exchange, enrich international research, and connect UF to leading universities in the world.

This year, UF’s visiting scholars faced the additional challenge from the COVID-19 pandemic, international travel restrictions, and limited access to U.S. Embassies and Consulates for visa processing. Some of our visiting scholars had to return to their home country earlier than planned, while others were not able to travel and have a physical presence on campus. The impact of the pandemic will continue to make a difference in our numbers of visitors throughout our next academic year. The total number of scholars at UF for the 2020/2021 academic year, dropped substantially and continues a downward trend. This academic year, the college hosted two International Visiting Research Scholars, a decline from previous years (Figure 4-1).

Visiting scholars fit into one of five categories:

1. Professor – Teaching is the primary function; more than 50% of their time devoted to teaching. Maximum duration is five years.
2. Research Scholar – Research is the primary function; more than 50% of their time devoted to research. Maximum duration is five years.
3. Short Term Scholar – Program allows research and teaching. Maximum duration of six-months.
4. Student Intern – International students completing an internship which fulfills an educational objective towards the completion of the student’s degree from their home institution. They must engage in a minimum of 32 hours per week of structured internship activities and may take part-time UF courses. The maximum duration of their program is 12 months.

Figure 3-1: Number of Visiting Scholars by Year



International Visiting Scholars by College

- 2 International Visiting Research Scholars, both from Brazil.

Table 3-1: International Visiting Scholars by College

| College | Professor | Research Scholar | Short-Term Scholar | Student Intern | Total (% of Total) |
|---|-----------|------------------|--------------------|----------------|--------------------|
| Arts | 1 | 2 | - | - | 3 (0.3) |
| Business, Warrington College | 1 | 13 | - | - | 14 (1.5) |
| Center for Latin American Studies | - | - | 1 | - | 1 (0.1) |
| Dentistry | - | 17 | - | - | 17 (1.8) |
| Design, Construction and Planning | - | 12 | 1 | - | 13 (1.4) |
| Education | - | 35 | 1 | - | 36 (3.9) |
| Engineering, Herbert Wertheim College | - | 77 | 3 | - | 80 (8.7) |
| Florida Museum of Natural History | - | 6 | 1 | - | 7 (0.8) |
| Health and Human Performance | - | 11 | 1 | - | 12 (1.3) |
| Institute of Food and Agricultural Sciences | 2 | 313 | 52 | 9 | 376 (40.8) |
| Journalism and Communications | - | 4 | - | - | 4 (0.4) |
| Law, Fredric. G. Levin | - | 2 | - | - | 2 (0.2) |
| Liberal Arts and Sciences | 6 | 119 | 9 | - | 134 (14.5) |
| Medicine | - | 131 | 3 | - | 134 (14.5) |
| Nursing | - | 1 | - | - | --1 (0.1) |
| Pharmacy | - | 44 | 1 | 2 | 47 (5.1) |
| Public Health and Health Professions | - | 16 | - | - | 16 (1.7) |
| Veterinary Medicine | - | 20 | - | - | 20 (2.2) |
| Whitney Laboratory | - | 5 | - | - | 5 (0.5) |
| TOTAL | 10 | 828 | 73 | 11 | 922 (100) |

4. INTERNATIONAL STUDENT APPLICATIONS

International Applications by Type of Program

- 298 international applications for degrees in the college.
- 2% of all international applications to UF.

Figure 4-1: International Student Applications by Degree



- 298 international applications from students in 60 countries.
- 1.7% of all UF international applications are to the college.
- 52% of applications are from female students; 46% from male students, and 2% did not disclose gender.
- The majority (36%) of international applications to the college are from Eastern and Southeastern Asia (China and South Korea).

- 66% of all applications to the college are for doctoral programs including Juris Doctor and Doctor of Juridical Sciences in Taxation.
- 5% of all international applications for doctoral programs to UF.
- 32% of applications to master's degree programs.
- 1% of applications for the college certificate and non-degree programs.

Table 4-1: Number and Percent of International Applications to Fredric G. Levin College of Law

| Degree | Number | Percent of College | Percent of UF |
|--------------|------------|--------------------|---------------|
| Master's | 99 | 33.2 | 1.3 |
| Doctorate | 196 | 65.8 | 5.3 |
| Non-Degree | 3 | 1.0 | 0.5 |
| TOTAL | 298 | 100% | 1.7 |

Student Profile

- 53% of all applications to the college are from females and 47% from males.
- For master's programs the ratio of females to males is equal (50/50),
- For doctoral programs the ratio of female to male applications are similar to the college average (54/46).

International Applications by College

- 1.7% of all international student applications to programs in the college.

Table 4-2: International Applications (Number and Percent) by College

| College | Number | Percent |
|---|--------|---------|
| Arts | 276 | 1.5 |
| Business, Warrington College | 2,356 | 13.1 |
| Dentistry | 327 | 1.8 |
| Design, Construction and Planning | 568 | 3.2 |
| Education | 399 | 2.2 |
| Engineering, Herbert Wertheim | 5,785 | 32.3 |
| Health and Human Performance | 383 | 2.1 |
| Institute of Food and Agricultural Sciences | 1,207 | 6.7 |
| Journalism and Communications | 418 | 2.3 |
| Law, Fredric. G. Levin | 298 | 1.7 |
| Liberal Arts and Sciences | 4,385 | 24.5 |
| Medicine | 347 | 1.9 |
| Nursing | 98 | 0.5 |
| Pharmacy | 338 | 1.9 |
| Public Health and Health Professions | 609 | 3.4 |
| Veterinary Medicine | 123 | 0.7 |
| TOTAL | 17,917 | 100% |

International Applications by Citizenship

- The college received applications from 60 countries.
- Approximately one third of all international applications are from Eastern and Southeastern Asia.

Figure 4-2: Country of Citizenship of College of Law International Applications



Table 4-3: Number and Percent of International Applications by Country

| Country of Citizenship | All International Applications | |
|------------------------|--------------------------------|---------|
| | Number | Percent |
| China | 72 | 24.2 |
| Canada | 36 | 12.1 |
| South Korea | 27 | 9.1 |
| Saudi Arabia | 22 | 7.4 |
| Brazil | 21 | 7.1 |
| Russia | 8 | 2.7 |
| 54 Countries | 112 | 37.6 |
| TOTAL | 298 | 100.0% |

5. INTERNATIONAL STUDENTS

Each year, the International Center welcomes and assists students from around the world to help them make a smooth transition to student life at the University of Florida. The data reported here reflect UF's submission to the Open Doors Report to the US Department of State, Bureau of Educational, and Cultural Affairs.

- 42 international students from 18 countries.
- Less than 1% of all international students at UF (including OPT).
- 22 international students enrolled in classes.
- 20 law graduates are registered in Optional Practical Training (OPT).
- 60% of international students are female, 40% are male.

Number of International Students Registered for Classes and OPT¹

- Less than 1% of all international students at UF.

Fredric G. Levin College of Law

Non-OPT International Students

- 22 students
- International students are from 13 countries: 7 from the Latin America and the Caribbean region, 6 from Eastern and Southeastern Asia, 3 from, Europe, 3 from Sub-Saharan Africa, and 3 from North Africa and Western Asia.
- 10 enrolled in master's programs, 7 pursuing a JD, and 5 are in the Doctor of Juridical Sciences in Taxation program.

OPT International Students

- 20 students
- International OPT students from 11 countries: 9 from countries in Latin America and the Caribbean, 5 from Eastern and Southeastern Asia, 4 from Central and Southern Asia, and 1 each from Europe and Sub-Saharan Africa.
- Of college OPT registered students 5 have completed a Juris Doctor, and 15 completed a master's degree.

Table 5-1: UF International Students by College and Degree (Non-OPT).

| College | Bachelor Degree | | Graduate Degree | | Non-Degree | | Total | |
|-----------------------------------|-----------------|------|-----------------|-----|------------|-----|-------|-----|
| | No. | % | No. | % | No. | % | No. | % |
| Arts | 9 | 1.2 | 34 | 1.2 | 1 | 6.7 | 44 | 1.2 |
| Business, Warrington College | 139 | 18.8 | 153 | 5.3 | 1 | 6.7 | 293 | 8.1 |
| Dentistry | - | - | 5 | 0.2 | - | - | 5 | 0.1 |
| Design, Construction and Planning | 25 | 3.4 | 130 | 4.5 | 1 | 6.7 | 156 | 4.3 |
| Education | 9 | 1.2 | 100 | 3.5 | 1 | 6.7 | 110 | 3.0 |

¹ Optional Practical Training provides international students an opportunity to seek "temporary employment for practical training directly related to the student's major area of study." The student can use it during or after program completion. Pre-completion OPT is always part-time and can be used at any time during the degree program. Post-completion OPT is full-time and is granted only after graduation or completion of the degree program.

| College | Bachelor Degree | | Graduate Degree | | Non-Degree | | Total | |
|---|-----------------|-------------|-----------------|-------------|------------|-------------|--------------|-------------|
| | No. | % | No. | % | No. | % | No. | % |
| Engineering, Herbert Wertheim | 195 | 26.4 | 1,181 | 41.2 | 6 | 40.0 | 1,382 | 38.1 |
| Health and Human Performance | 46 | 6.2 | 55 | 1.9 | - | - | 101 | 2.8 |
| Institute of Food and Agricultural Sciences | 55 | 7.4 | 390 | 13.6 | 2 | 13.3 | 447 | 12.3 |
| Journalism and Communications | 51 | 6.9 | 40 | 1.4 | - | - | 91 | 2.5 |
| Law, Fredric G. Levin | - | - | 15 | 0.5 | - | - | 22 | 0.6 |
| Liberal Arts and Sciences | 206 | 27.9 | 518 | 18.1 | 3 | 20.0 | 727 | 20.0 |
| Medicine | - | - | 72 | 2.5 | - | - | 72 | 2.0 |
| Nursing | 2 | 0.3 | 10 | 0.3 | - | - | 12 | 0.3 |
| Pharmacy | - | - | 65 | 2.3 | - | - | 65 | 1.8 |
| Public Health and Health Professions | 2 | 0.3 | 78 | 2.7 | - | - | 80 | 2.2 |
| Veterinary Medicine | - | - | 20 | 0.7 | - | - | 20 | 0.6 |
| TOTAL | 739 | 100% | 2,866 | 100% | 15 | 100% | 3,627 | 100% |

Table 5-2: OPT Students by College (Number and Percent)²

| College | Bachelor's Degree | | Graduate Degree* | | Total | |
|---|-------------------|-------------|------------------|-------------|---------------|-------------|
| | No. | % | No. | % | No. | % |
| Arts | 1 | 1.0 | 5 | 0.3 | 6 | 0.3 |
| Business, Warrington College | 20 | 20.4 | 194 | 10.3 | 214 | 10.8 |
| Dentistry | - | - | - | - | - | - |
| Design, Construction and Planning | 4 | 4.1 | 77 | 4.1 | 81 | 4.1 |
| Education | - | - | 14 | 0.7 | 14 | 0.7 |
| Engineering, Herbert Wertheim | 41 | 41.8 | 1,251 | 66.7 | 1,292 | 65.5 |
| Health and Human Performance | 2 | 2.0 | 16 | 0.9 | 18 | 0.9 |
| Institute of Food and Agricultural Sciences | 7 | 7.1 | 115 | 6.1 | 122 | 6.2 |
| Journalism and Communications | 9 | 9.2 | 5 | 0.3 | 14 | 0.7 |
| Law, Fredric G. Levin | - | - | 20 | 1.1 | 20 | 1.0 |
| Liberal Arts and Sciences | 13 | 13.3 | 101 | 5.4 | 114 | 5.8 |
| Medicine | - | - | 30 | 1.6 | 30 | 1.5 |
| Nursing | - | - | 1 | 0.1 | 1 | 0.1 |
| Pharmacy | - | - | 26 | 1.4 | 26 | 1.3 |
| Public Health and Health Professions | 1 | 1.0 | 18 | 1.0 | 19 | 1.0 |
| Veterinary Medicine | - | - | 2 | 0.1 | 2 | 0.1 |
| TOTAL | 98 | 100% | 1,875 | 100% | 1,973* | 100% |

*Does not include 7 students enrolled in non-degree or certificate programs.

² Does not include students who are enrolled in a non-degree or a certificate program.

International Students: Home Country

- The 42 international students enrolled in the college, including OPT, are from 18 countries.

Figure 5-1: Country of Citizenship of College of Law International Students (Including OPT)



6. STUDY ABROAD PROGRAMS

For Study Abroad Services, the 2020-2021 Academic Year required endless planning for a multitude of logistical scenarios. The Study Abroad team spent a significant amount of time analyzing program feasibility and the financial implications of attempting to run programs during the pandemic. As expected, participation dramatically decreased over the past year, and only 276 were able to study abroad, with the majority of those students studying in

Europe and Asia. We also saw an increase in virtual international opportunities, with around 50 UF students participating in either a virtual international internship or program. This is a trend we expect to continue as more students look for financially accessible ways to internationalize their degree.

- 1 College of Law student participated in a study abroad program in South Africa.
- Of all graduating Law students, 28 or 8% had at least one study abroad experience.

While the pandemic has certainly placed additional challenges on study abroad the past year, the overall trajectory of study abroad at UF over the past few decades has not faltered. The International Center expects to see more return to normalcy over the 2021-2022 academic year, and plans to continue diversifying study abroad programs, and the students who participate in them. Our plans for the upcoming year include greater outreach to underrepresented students and an increase in programming to non-traditional destinations. And as we move forward in years to come, UF Study Abroad Services plans to continue the mission of providing transformative global learning opportunities that challenge students to embrace differences and foster the intercultural competency to succeed in today's interconnected world.

Study Abroad by College

- With ongoing Covid 19 travel concerns, only two students participated in a study abroad. Pre pandemic, the number of study abroad students was higher (15 in 2018, pre-covid).
- Less than one percent of all study abroad students are from the college.

Table 6-1: Number and Percent of Students who Participated in Study Abroad by College

| College | Number of Study Abroad Students | Percent of All UF Study Abroad Students |
|---|---------------------------------|---|
| Arts | 2 | 0.7 |
| Business, Warrington College | 75 | 27.2 |
| Design, Construction and Planning | 16 | 5.8 |
| Education | 5 | 1.8 |
| Engineering, Herbert Wertheim College | 34 | 12.3 |
| Health and Human Performance | 7 | 2.5 |
| Institute of Food and Agricultural Sciences | 5 | 1.8 |
| Journalism and Communications | 16 | 5.8 |
| Law, Fredric G. Levin | 1 | 0.4 |

| College | Number of Study Abroad Students | Percent of All UF Study Abroad Students |
|--------------------------------------|---------------------------------|---|
| Liberal Arts and Sciences | 91 | 33.0 |
| Nursing | 1 | 0.4 |
| Pharmacy | 1 | 0.4 |
| Public Health and Health Professions | 2 | 0.7 |
| Other | 20 | 7.2 |
| TOTAL | 276 | 100% |

Study Abroad Student Profile

- Student participated in a traditional summer program of classroom learning with accompanying travel and tours.

Table 6-2: Type of Study Abroad Program by College

| College | Percent of Students | | | | Total Number of Students |
|---|---------------------|-----------------|--------------------|-------------------|--------------------------|
| | Traditional | Work Internship | Research Fieldwork | Independent Study | |
| Arts | 2 | - | - | - | 2 |
| Business, Warrington College | 45 | 30 | - | - | 75 |
| Design, Construction and Planning | 16 | - | - | - | 16 |
| Education | 5 | - | - | - | 5 |
| Engineering, Herbert Wertheim College | 24 | - | 10 | - | 34 |
| Health and Human Performance | 5 | 1 | - | 1 | 7 |
| Institute of Food and Agricultural Sciences | 5 | - | - | - | 5 |
| Journalism and Communications | 15 | 1 | - | - | 16 |
| Law, Fredric G. Levin | 1 | - | - | - | 1 |
| Liberal Arts and Sciences | 81 | 9 | 1 | - | 91 |
| Nursing | 1 | - | - | - | 1 |
| Pharmacy | - | - | - | 1 | 1 |
| Public Health and Health Professions | 1 | - | 1 | - | 2 |
| Not reported | 8 | 12 | | | 20 |
| PERCENT | 75.7% | 19.2% | 4.4% | 0.7% | 100% |
| TOTAL NUMBER OF STUDENTS | 209 | 53 | 12 | 2 | 276 |

Study Abroad Program Destination

- Program in South Africa.

Table 6-3: Study Abroad by Region (Percent of College to Destination)

| College (Number of Students) | Europe | Eastern and Southeastern Asia | Latin America and the Caribbean | North Africa and Western Asia | Central and Southern Asia | Sub Saharan Africa |
|--|--------|-------------------------------------|--|--|------------------------------------|--------------------------|
| Arts (2) | 50% | 50% | - | - | - | - |
| Business, Warrington College (75) | 53.3% | 42.7% | 1.3% | - | - | - |
| Design, Construction and Planning (16) | 100% | - | - | - | - | - |
| Education (5) | - | 100% | - | - | - | - |
| Engineering, Herbert Wertheim College (34) | 82.4% | 8.8% | - | 2.9% | 5.9 | - |
| Health and Human Performance (7) | 28.6% | 71.4% | - | - | - | - |
| Institute of Food and Agricultural Sciences (5) | 40% | 60% | - | - | - | - |
| Journalism and Communications (16) | 31.3% | 68.7% | - | - | - | - |
| Law, Fredric G. Levin (1) | - | - | - | - | - | 100% |
| Liberal Arts and Sciences (91) | 59.3% | 26.4% | 6.6% | 3.3% | 4.4% | - |
| Nursing (1) | 100% | - | - | - | - | - |
| Pharmacy (1) | 100% | - | - | - | - | - |
| Public Health and Health Professions (2) | 100% | - | - | - | - | - |
| Not reported (20) | 50% | 40% | 5% | 5% | - | - |
| PERCENT | 58.7% | 33.3% | 2.9% | 2.5% | 2.2% | 0.4% |
| TOTAL NUMBER OF STUDENTS | 162 | 92 | 8 | 7 | 6 | 1 |

Graduating Students and Study Abroad

- In the 2020/21 Academic Year, 357 students graduated from all programs in the College. Of those, 28 or 8% participated in at least one study abroad program during their time at UF.
- Of the 28 students who had at least one study abroad experience, 4 students were enrolled in a master's program, and 24 students in the doctorate program.
- 5% of all law master's students, and 9% of all law doctoral students had at least one study abroad experience prior to graduation (Table 6-4).

Table 6-4: Number and Percent of Law Students who Studied Abroad by Academic Level

| Academic Degree | Number who Studied Abroad | Number of all Graduating Students in the College | Percent of All Students who Studied Abroad |
|-----------------|---------------------------|--|--|
| Master's | 4 | 86 | 4.7 |
| Doctorate | 24 | 271 | 8.9 |
| TOTAL | 28 | 357 | 7.8 |

- Students who graduated from the college in the 2020/2021 Academic Year and had a study abroad experience, travelled to 12 countries.
- The majority of trips were to European destinations, one trip to the El Salvador, one trip to Ethiopia, and one trip to Morocco.

Figure 6-1: Study Abroad Destinations of College of Law Graduating Students



7. INTERNATIONAL CENTER PROGRAMS

Programs to Support Faculty, Staff, and Students

Engaging with faculty, staff, and students is a key area of strategic importance to the University of Florida and has been a priority in our roadmap to preeminence. The International Center invests in cross cutting programs to support internationalization efforts including research, student experiences, leadership development, and promoting meaningful partnerships to universities abroad.

2020 Fredric G. Levin College of Law International Educator of the Year

- **Staff Award:** Joshua Alter Director of Non-JD Programs, Director, Education/Training Programs

UF Fulbright Events

The Fulbright Scholars program is sponsored by the U.S. Department of State's Bureau of Educational and Cultural Affairs. Founded in 1946, the programs mission is to improve intercultural relations and cultural diplomacy between the United States and other countries around the world. At UF, the Fulbright program works with a large set of collaborating partners across campus. The International Center coordinates and hosts events to promote the Fulbright experience. During the 2020/2021 academic year, the International Center co-sponsored five virtual events attended by 145 faculty, students, and staff from almost every college at UF.

Table 7-1: Attendance at UF Fulbright Events

| Event | Number Attended |
|---|-----------------|
| Virtual Welcome & Networking Reception | 35 |
| My Fulbright Experiences and Impacts with Dr. Muthusami Kumaran | 35 |
| How to Prepare a Successful US Scholar Fulbright Application | 29 |
| Managing Fulbright Recruitment and Retention | 26 |
| US Fulbright Scholar Informational Session | 20 |
| TOTAL | 145 |

Table 7-2: Attendance at Fulbright Events by College and Unit

| College/Unit | Number Attended |
|---|-----------------|
| Liberal Arts and Sciences | 34 |
| Institute of Food and Agricultural Sciences | 31 |
| UF International Center | 23 |
| UF Administration | 10 |
| Guests of UF | 9 |
| Education | 8 |
| Arts | 7 |
| Engineering, Herbert Wertheim | 6 |
| Health and Human Performance | 5 |
| Medicine | 4 |
| Law, Fredric G. Levin | 2 |
| Business, Warrington | 2 |
| Design, Construction and Planning | 1 |
| Florida Museum of Natural History | 1 |
| Nursing | 1 |
| Public Health and Health Professions | 1 |
| | TOTAL |
| | 145 |

8. TRAVEL REGISTRY

University of Florida faculty, staff, and researchers travel internationally as part of their official UF duties. For example, they may travel to attend conferences, collect field data, engage in outreach activities, collaborate with partners, participate in meetings, recruit students, etc. Prior to Covid, the number of trips on behalf of UF ranged from four to five thousand each year. Due to a full year of Covid-19 restrictions, the number of trips by UF faculty, staff, and students dropped significantly and UF’s travel fell to 329 trips. As in previous years, more than fifty percent of all travel is in May, June, and July. In 2018/19 pre covid UF faculty, staff, and students accounted for over 4,000 trips.

- College of Law faculty, students and staff did not travel during the 2020/21 academic year.

- Pre-covid 1n 2018/19, the college had registered 34 trips.

Travel by College/Unit

Table 8-1: Travel by College and Unit

| College/Unit | Number | Percent of Total |
|---|------------|------------------|
| Liberal Arts and Sciences | 108 | 32.3 |
| Institute of Food and Agricultural Sciences | 63 | 18.9 |
| Herbert Wertheim College of Engineering | 28 | 8.4 |
| Medicine | 28 | 8.4 |
| Type One Centers | 18 | 5.4 |
| Public Health and Health Professions | 16 | 4.8 |
| Florida Museum of Natural History | 16 | 4.8 |
| Arts | 13 | 3.9 |
| UF Administration | 12 | 3.6 |
| Veterinary Medicine | 12 | 3.6 |
| Education | 5 | 1.5 |
| Design, Construction and Planning | 3 | 0.9 |
| Warrington College of Business | 3 | 0.9 |
| Pharmacy | 3 | 0.9 |
| Not Reported | 3 | 0.9 |
| Health and Human Performance | 2 | 0.6 |
| Nursing | 1 | 0.3 |
| TOTAL | 334 | 100% |

9. UF INTERNATIONAL ALUMNI

The University of Florida supports a large alumnus of more than 450,000 former students. Because UF has a sizeable number of international students and the university's reputation is global, UF's graduates extend the gator nation worldwide. Tracking graduates is a challenge and the summary presented here cannot be comprehensive. The accuracy of tracking where UF's graduates live is a function of the strength of each of our college's alumni network. As a result, some colleges can report proportionately larger numbers than those reflected by graduation data. Additionally, some colleges have a larger percentage of international students and therefore, their international alumni reflect that enrollment trend.

- The UF Alumni Association reports on 323 College of Law alumni living outside of the U.S.
- Represents 3.5% of all UF recorded international alumni who have graduated from the college.
- International Alumni live in 58 countries.

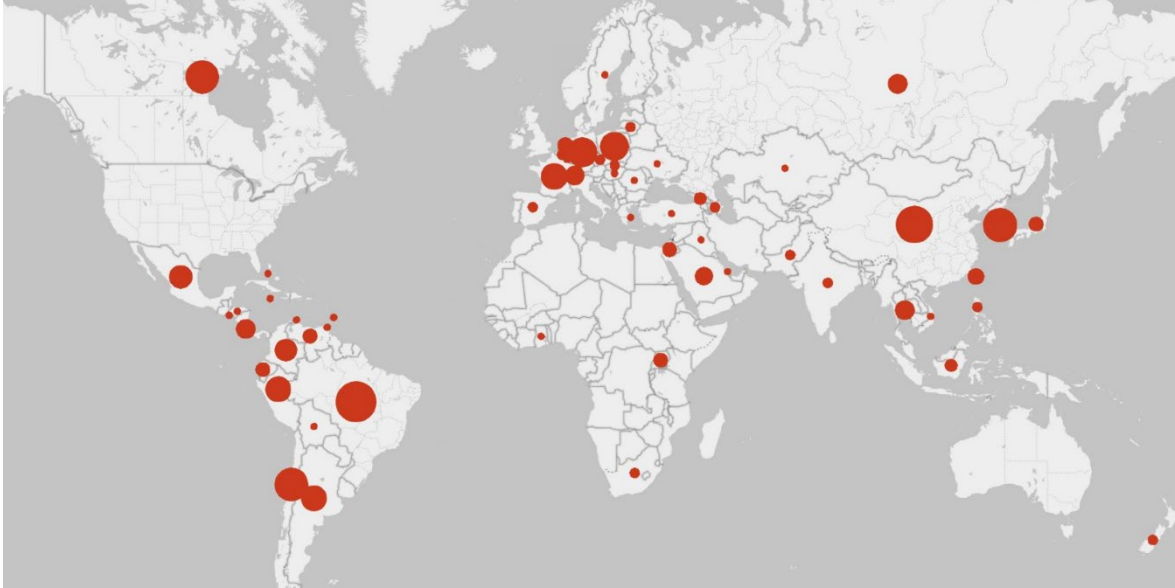
The summary documents both UF's international students who may have returned to their home country after graduation and U.S. students who work and live abroad.

Table 9-1: Number and Percent of International Alumni by College

| College/Unit | Number | Percent of Total |
|---|--------------|------------------|
| Herbert Wertheim College of Engineering | 3,441 | 36.9 |
| Liberal Arts and Sciences | 1,275 | 13.7 |
| Warrington College of Business | 1,230 | 13.2 |
| Institute of Food and Agricultural Sciences | 1,180 | 12.7 |
| Pharmacy | 338 | 3.6 |
| Law, Fredric G. Levin | 323 | 3.5 |
| Design, Construction and Planning | 311 | 3.3 |
| Journalism and Communications | 311 | 3.3 |
| Education | 225 | 2.4 |
| Public Health and Health Professions | 212 | 2.3 |
| Health and Human Performance | 168 | 1.8 |
| Arts | 120 | 1.3 |
| Medicine | 74 | 0.8 |
| Veterinary Medicine | 48 | 0.5 |
| Dentistry | 19 | 0.2 |
| Nursing | 17 | 0.2 |
| Not Reported | 23 | 0.2 |
| TOTAL | 9,315 | 100% |

- The highest percentage of international alumni live in Brazil (9%), China (8%), and South Korea (7%).
- The remaining 76% live in 55 different countries where not more than six percent live in each country.

Figure 9-1: Location of Fredric G. Levin College of Law International Alumni



Office for Global Research Engagement

1765 Stadium Road, The Hub

Gainesville, FL 32611

(352) 273-1521

internationalcenter.ufl.edu