



College Of Health & Human Performance

# 2020 – 2021 REPORT OF INTERNATIONAL ACTIVITY

University of Florida International Center  
Office for Global Research Engagement

*Supporting Faculty to Build Partnerships Globally*

## University of Florida International Center

The **OFFICE FOR GLOBAL RESEARCH ENGAGEMENT (OGRE)** facilitates international research to increase UF's global presence. OGRE supports faculty to advance international research at UF and around the world.

In pursuit of international research excellence, our role is to:

- **INTRODUCE** faculty new to international research to active university networks and experienced mentors.
- **CONNECT** faculty, students, and staff with those who share research interests and are interested in working in similar countries or regions.
- **FOSTER** research networks for internationally focused communities of practice.
- **EXPAND** UF's knowledge and capacity in working in international venues.
- **ASSIST** faculty, students, and staff in identifying sponsored research opportunities and programs.
- **FACILITATE** the process of navigating the UF administrative process for conducting international research.
- **SUPPORT** Fulbright visiting scholars at UF, and UF scholars traveling abroad.

For more information: [JulieFes@ufic.ufl.edu](mailto:JulieFes@ufic.ufl.edu) and <https://www.internationalcenter.ufl.edu>

SUPPORTING FACULTY TO BUILD PARTNERSHIPS GLOBALLY



# 2020/2021

# Report of International Activity

College of Health and Human Performance

## Table of Contents

List of Figures .....	ii
List of Tables .....	ii
1. Introduction.....	1
2. International Memoranda of Understanding (MOU).....	3
HHP International MOUs .....	3
3. UF’s Global Research Footprint.....	6
Institutional Review Boards (IRB): An Indicator of Global Research Capacity.....	6
Exempt Approved and Approved IRB Studies .....	6
IRB Studies by College .....	7
Number of IRB Studies by Region.....	8
4. International Visiting Scholars.....	9
International Visiting Scholars by College .....	10
5. International Student Applications.....	11
International Applications by Type of Program.....	11
International Applications by College .....	12
Student Profile .....	12
International Applications by Citizenship.....	12
6. International Students .....	15
Number of International Students Registered for Classes and OPT.....	15
International Students: Home Country.....	17
7. Study Abroad Programs .....	18
Study Abroad by College.....	18
Program Destinations .....	20
Graduating Students and Study Abroad .....	20
8. International Center Programs.....	22
Programs to Support Faculty, Staff, and Students .....	22
2020 College of Health and Human Performance International Educators of the Year .....	22
Global Learning Institute .....	22
Virtual Exchange Courses .....	22
Initiatives to Support Global and Intercultural Competence .....	23
UF Fulbright Events.....	23
International Scholars Program .....	24
9. Travel Registry .....	26
Travel by College/Unit .....	26
10. International Alumni.....	27
11. Appendix: College of Health and Human Performance International MOUs .....	29

## List of Figures

Figure 2-1: HHP International MOUs 2017-2021.....	3
Figure 2-2: Location of HHP International MOUs .....	4
Figure 3-1: Number of HHP International IRB Studies by Region .....	8
Figure 3-2: HHP IRB Studies by Country .....	8
Figure 4-1: Number of Visiting Scholars by Year (HHP) .....	9
Figure 5-1: International Student Applications by Degree.....	11
Figure 5-2: Male to Female Ration by Degree Type .....	12
Figure 5-3: Country of Citizenship of HHP International Applications .....	13
Figure 6-1: Country of Citizenship of HHP International Students (Including OPT) .....	17
Figure 7-1: Study Abroad Destinations of HHP Graduating Students.....	21
Figure 10-1: Location of HHP International Alumni .....	28

## List of Tables

Table 2-1: Number of Agreements by College/Unit.....	4
Table 2-2: Geographic Diversity of Agreements by College/Unit.....	5
Table 3-1: Number and Percent of IRB Protocols.....	7
Table 4-1: International Visiting Scholars by College.....	10
Table 5-1: Number and Percent of HHP International Applications.....	11
Table 5-2: International Applications (Number and Percent) by College.....	12
Table 5-3: Total Number of International Applications by Country .....	13
Table 5-4: International Applications for Graduate and Undergraduate Programs by Country.....	14
Table 6-1: UF International Students by College and Degree (Non-OPT) .....	16
Table 6-2: OPT Students by College (Number and Percent) .....	16
Table 7-1: Number of HHP Students who Participated in Study Abroad by College.....	18
Table 7-2: Type of Study Abroad Program by College.....	19
Table 7-3: Study Abroad by Region (Percent of College to Destination) .....	20
Table 7-4: Number and Percent of Students who Studied Abroad by Academic Level .....	21
Table 8-1: Number of Students in Virtual Exchange by College .....	23
Table 8-2: Awards to Support Global and Intercultural Competence.....	23
Table 8-3: Attendance at UF Fulbright Events.....	24
Table 8-4: Attendance at Fulbright Events by College and Unit.....	24
Table 8-5: International Scholars Program by College.....	25
Table 9-1: Travel by College and Unit.....	26
Table 10-1: Number and Percent of HHP International Alumni by College .....	27

# 1. INTRODUCTION

In the 2020/2021 academic year, the University of Florida (UF) continued to pursue its mission of education excellence while facing the greater challenges of a global pandemic. While classes resumed and faculty, staff, and students adapted to changing conditions, the International Center found new and innovative ways to support our international programs and serve our global community. Throughout, we continued to serve UF's broader global mission and are proud to be a leader in fostering international understanding and developing a network of students and scholars at home and around the world.

This report documents international activity at the University of Florida. The 2019/2020 update presents the global footprint for the College of Health and Human Performance (HHP) for the academic year. Similar to past reports, the data summarize a considerable volume of international activity, and continues to be testimony to the university's and the college's commitment to international research, education, and international exchange.

The report documents the college's international partnerships, the investment into faculty development programs, an estimate of the extent of international research, the number of international visitors working and studying at UF, the number of international students, the extent of applications for graduate programs from students worldwide, HHP study abroad programs, efforts dedicated to internationalizing the curricula, and a summary of where HHP faculty, students and staff are travelling. This year, we have added information about our international alumni, showcasing the global reach of our graduates.

The data represent a snapshot of international activity captured in August 2020. For many categories, the numbers fluctuate; for example, the number of formal agreements with foreign institutions changes daily as new partnerships are introduced and others are expired. For some data, such as for international graduate applications and the number of international students, the report captures Fall numbers only to avoid double counting and redundancies.

The activities reported in this document demonstrate how international efforts at UF, and in the college, contribute to a fundamental university goal to prepare our students to better navigate the

## College of Health and Human Performance

- 13 International MOUs in 6 countries.
  - 27 active IRB studies in 14 countries.
  - 12 International Visiting Scholars from 7 countries.
- 383 international student applications from 57 countries.
- 119 international students from 33 countries.
  - 7 students studied abroad and travelled to 5 countries.
  - Of all HHP students who graduated, 61 or 7% had at least one study abroad experience.
  - 1 faculty received a stipend to participate in the Global Learning Institute.
  - 102 HHP students enrolled in a course with a Virtual Exchange module.
  - 1 faculty received support to attend a workshop or conference.
  - 5 faculty, staff, and students attended a Fulbright event.
  - 1 undergraduate student enrolled in the International Scholars Program.
  - Faculty and students made 2 trips.
  - The UF Alumni Association reports on 168 HHP alumni living in 39 countries.



increasingly complex challenges of a globalized world. The intent is to showcase and highlight the extent and scope of UF's and the college's international activity in one inclusive report. As a top ranked, R1, public university, HHP faculty engage in research and international collaborative activity that is, by its sheer number, a challenge to document. Their scholarship and classroom activity impacts international content daily and, with almost 5,000 faculty and more than 200 research and education centers, bureaus, and institutes at UF, documenting their international scholarly activity is difficult. For this reason, this report cannot be comprehensive of all international activity; however, it provides a benchmark from which we can begin to measure our global reach. Indeed, every indication suggests the Gator Nation extends substantially to the wider global community.

Now more than ever, the UF International Center embraces its global mission as we plan a way forward in pursuit of international engagement in a post-pandemic world.

## 2. INTERNATIONAL MEMORANDA OF UNDERSTANDING (MOU)

- 13 International MOUs in 6 countries.
- 3.5% of all UF International MOUs.
- 11 Cooperative International MOUs in 5 countries.
- 2 Reciprocal International MOUs in Australia and Germany.

The University of Florida connects to the world’s best international universities and institutions through formal partnerships supported by UF’s International Memoranda of Understanding (MOUs). These agreements facilitate research among

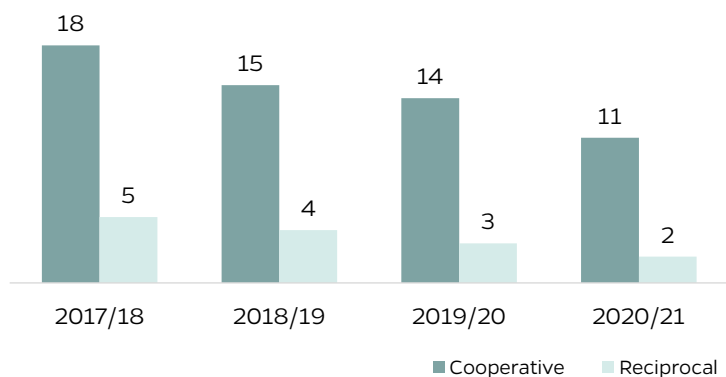
faculty; enable faculty and student exchanges; protect intellectual property; and serve as a basis for ensuring ethical best practice. The relationships that may flourish as a result of these agreements is an important aspect of our internationalization efforts.

The MOU database is dynamic. On a regular basis, the International Center enters into new agreements, updates existing partnerships, and terminates those that are expired or no longer relevant. The data tabulated in this report represent the UF Agreements for the 2020/2021 academic year.

The International Center manages 374 international MOUs. The majority fall under two broad categories of Agreements – Cooperative and Reciprocal.

- At UF, most MOUs are Cooperative. The Cooperative MOUs or Agreements are as diverse as the needs of our faculty. These collaborative partnerships provide a framework to pursue collaborative activity and do not represent a legal relationship. Often, they start as a one-to-one collaboration with a UF partner and over the length of the agreement result in meaningful scholarly partnerships.
- At UF, almost one quarter of all International MOUs are Reciprocal Agreements, which are a true exchange program MOUs where students from each institution spend time at the host institution as a non-degree, seeking student.
- There are a few International MOUs to cover combined and dual degree programs, transfer programs from other institutions, or special agreements among universities to accommodate unique circumstances for student exchanges.

Figure 2-1: HHP International MOUs 2017-2021



### HHP International MOUs

- HHP manages 13 international MOUs, 3.5% of all MOUs at UF.
- 11 Cooperative International MOUs (4% of all Cooperative MOUs at UF).

- 2 Reciprocal MOUs (2% of all Reciprocal MOUs at UF).
- Since 2017, the number of International MOUs have decreased (Cooperative by 39% and Reciprocal by more than half) (Figure 2-1).

Table 2-1: Number of Agreements by College/Unit

College/Unit	UFIC Administered MOUs			Total	
	Cooperative	Reciprocal	Other	Number	Percent
Arts	3	-	-	3	0.8
Business, Warrington College	4	38	1	43	11.5
Center for Latin American Studies	30	-	-	30	8.0
Dentistry	1	-	-	1	0.3
Design, Construction and Planning	14	4	-	18	4.8
Education	2	-	-	2	0.5
Emerging Pathogens Institute	4	-	-	4	1.1
Engineering, Herbert Wertheim College	30	9	1	40	10.7
Florida Museum of Natural History	1	-	-	1	0.3
Health and Human Performance	11	2	-	13	3.5
Institute of Food and Agricultural Sciences	87	4	3	94	25.1
Journalism and Communications	1	1	-	2	0.5
Law, Fredric G. Levin College	4	1	-	5	1.3
Liberal Arts and Sciences	30	31	2	63	16.8
Medicine	16	-	-	16	4.3
Nursing	2	-	-	2	0.5
Pharmacy	8	1	1	10	2.7
Public Health and Health Professions	6	1	-	7	1.9
University Wide (International Center, Office of Research, Graduate School)	16	2	-	18	5.1
Veterinary Medicine	2	-	-	2	0.5
<b>TOTAL</b>	<b>272</b>	<b>94</b>	<b>8</b>	<b>374</b>	<b>100%</b>

- Formal International MOUs affiliated with HHP represent collaborative activity in 6 countries.
- The majority are with institutions in Canada.
- 11 Cooperative MOUs with Canada, South Korea, Spain, Germany, and Russia.
- 2 Reciprocal MOUs with Germany and Australia.

Figure 2-2: Location of HHP International MOUs



- The geographic diversity is generally a reflection of the size of the unit.



Table 2-2: Geographic Diversity of Agreements by College/Unit

College/Unit	Number of MOUs	Number of Countries
Arts	3	3
Business, Warrington College	43	22
Center for Latin American Studies	30	12
Dentistry	1	1
Design, Construction and Planning	18	11
Education	2	1
Emerging Pathogens Institute	4	4
Engineering, Herbert Wertheim College	40	17
Florida Museum of Natural History	1	1
Health and Human Performance	13	6
Institute of Food and Agricultural Sciences	94	40
Journalism and Communications	2	2
Law, Fredric G. Levin College	5	3
Liberal Arts and Sciences	63	31
Medicine	16	11
Nursing	2	2
Pharmacy	10	10
Public Health and Health Professions	7	6
University Wide (International Center, Office of Research, Graduate School)	18	14
Veterinary Medicine	2	2
TOTAL	374	MOUs in 82 Countries

# 3. UF'S GLOBAL RESEARCH FOOTPRINT

## Institutional Review Boards (IRB): An Indicator of Global Research Capacity

Documenting the international research conducted by faculty, staff and student at UF is monumental. There is no consistency in labeling research as international unless it physically conducted outside of the US. One indicator of our research footprint can include applications to UF's Institutional Review Boards (IRB) oversight of human subjects research.

- 27 international IRB studies.
- Research is active in 14 countries.
- 4 studies are either global or within specific continental regions.

The IRB is charged with protecting the rights and welfare of participants in clinical trials and other human subjects research studies. UF IRB offices reviews and approves all research involving human subjects to ensure the welfare and rights of research participants are protected as mandated by federal and state laws, local policies, and ethical principles. As such, UF faculty, staff, and students must provide the IRB with a detailed plan of how their research will ensure the safety and welfare of any people who participate in their research project. When the research is conducted outside of the U.S., faculty, staff, and students are required to submit their research protocol that is compliant with the regulations in the U.S. and in the country where the research will take place.

The database that stores the applications for IRB approvals can serve as one indicator of the extent of international research at UF. It is not a comprehensive list and does not include research activities that do not involve people directly in the research methodology. It would not include studies that:

- Collect physical data,
- Reflect an international research collaboration among colleagues,
- Rely primarily on secondary data,
- Conduct primarily library or archival research, or
- Are exploratory studies intended to train students.

Within the above parameters, several colleges (e.g., Colleges of Engineering and the Arts) are underrepresented in this summary. As such, these data can only partially highlight the scope of UF's global research.

## Exempt Approved and Approved IRB Studies<sup>1</sup>

- 27 international IRB studies, 4% of all UF international studies.
- 21 HHP studies submitted to the UF IRB for review, qualified to be *Exempt Approved* status from further review by the Code of Federal Regulations (CFR). To qualify the study can meet one of the following criteria:

---

<sup>1</sup> UF Definitions of Exempt Human Subjects Research -- <https://irb.ufl.edu/irb02/forms-templates-guidelines/irbrev.html>

- Research is conducted in an established educational setting and involves instruction.
- Research using educational tests, surveys, interviews, or observations of public behavior.
- Research that does not impose risk or impact on any subject.
- Secondary research involving access of identifiable data.
- 6 studies had undergone full IRB review.

## IRB Studies by College

Table 3-1: Number and Percent of IRB Protocols

College/Unit	Number	Percent	Number of Countries <sup>2</sup>
Arts	13	2.0	12
Business, Warrington College	25	3.8	5*
Center for Latin American Studies	22	3.4	17
Dentistry	1	0.2	1
Design, Construction and Planning	22	3.4	22
Education	34	5.2	19*
Emerging Pathogens Institute	10	1.5	4
Engineering, Herbert Wertheim College	11	1.7	10
Florida Museum of Natural History	1	0.2	1
Health and Human Performance	27	4.1	14*
Institute of Food and Agricultural Sciences	90	13.7	50*
Journalism and Communications	34	5.2	17*
Libraries, George A. Smathers	2	0.3	2
Liberal Arts and Sciences	188	28.7	79*
Medicine	92	14.0	43
Nursing	7	1.1	6
Pharmacy	16	2.4	9
Public Health and Health Professions	34	5.2	19
UF International Center	10	1.5	9
UF Other	5	0.8	4
Veterinary Medicine	12	1.8	11
<b>TOTAL</b>	<b>656</b>	<b>100%</b>	<b>127 Countries</b>

\*Does not include studies that are global or regional encompassing multiple countries.

<sup>2</sup> Some IRB studies are conducted in multiple countries and therefore the number of countries listed may be greater than the number of projects.

## Number of IRB Studies by Region

- HHP Faculty, students and staff are conducting research in 14 countries.
- 2 studies are global, spanning multiple regions.
- 10 studies in Eastern and Southeastern Asia: 4 in China and 3 each in South Korea and Taiwan.
- 6 studies in Latin America and the Caribbean: 2 in Peru and Costa Rica, 1 in Brazil, and 1 regional across multiple Caribbean countries
- 6 studies in Europe, including one regional.

Figure 3-1: Number of HHP International IRB Studies by Region

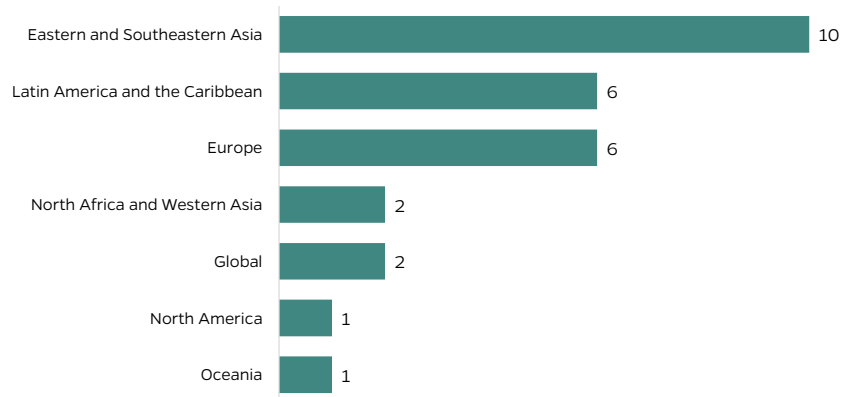


Figure 3-2: HHP IRB Studies by Country



Two studies are global, one study is regional across Europe, and one spans multiple countries in the Caribbean.

# 4. INTERNATIONAL VISITING SCHOLARS

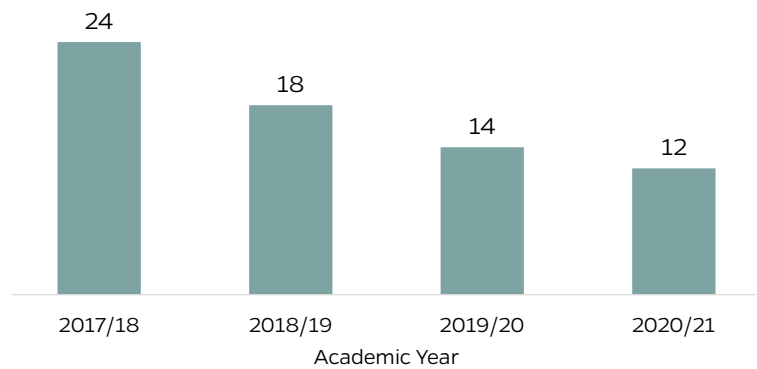
- 12 International Visiting Scholars.
- 11 Visiting Research Scholars and one International Short-Term Scholar.
- International Visiting Scholars from 7 countries.

International Visiting Scholars are vital in supporting the global mission of the University of Florida. International Visitors promote cultural exchange, enrich international research, and connect UF to leading universities in the world. This year, UF’s visiting scholars faced the additional challenge from the COVID-19 pandemic, international travel restrictions, and limited access to U.S. Embassies and Consulates for visa processing. Some of our visiting scholars had to return to their

home country earlier than planned, while others were not able to travel and have a physical presence on campus. The impact of the pandemic will continue to make a difference in our numbers of visitors throughout our next academic year. The number of scholars at UF for the 2020/2021 academic year, dropped substantially and continues a downward trend. This academic year, HHP hosted 12

International Visiting Scholars, with a steady decrease from previous years (Figure 4-1).

Figure 4-1: Number of Visiting Scholars by Year (HHP)



Visiting scholars fit into one of five categories:

1. Professor – Teaching is the primary function; more than 50% of their time devoted to teaching. Maximum duration is five years.
2. Research Scholar – Research is the primary function; more than 50% of their time devoted to research. Maximum duration is five years.
3. Short Term Scholar – Program allows research and teaching. Maximum duration of six-months.
4. Student Intern – International students completing an internship which fulfills an educational objective towards the completion of the student’s degree from their home institution. They must engage in a minimum of 32 hours per week of structured internship activities and may take part-time UF courses. The maximum duration of their program is 12 months.

## International Visiting Scholars by College

- The College hosts 1.3% of all International Visiting Scholars to UF.
- 11 Visiting Research Scholars from 7 countries: Brazil, Canada, China, France, South Korea, Turkey, and the UK.
- 1 Visiting Short-term Scholar from Poland.

Table 4-1: International Visiting Scholars by College

College	Professor	Research Scholar	Short-Term Scholar	Student Intern	Total (% of Total)
Arts	1	2	-	-	3 (0.3)
Business, Warrington College	1	13	-	-	14 (1.5)
Center for Latin American Studies	-	-	1	-	1 (0.1)
Dentistry	-	17	-	-	17 (1.8)
Design, Construction and Planning	-	12	1	-	13 (1.4)
Education	-	35	1	-	36 (3.9)
Engineering, Herbert Wertheim College	-	77	3	-	80 (8.7)
Florida Museum of Natural History	-	6	1	-	7 (0.8)
Health and Human Performance	-	11	1	-	12 (1.3)
Institute of Food and Agricultural Sciences	2	313	52	9	376 (40.8)
Journalism and Communications	-	4	-	-	4 (0.4)
Law, Levin College	-	2	-	-	2 (0.2)
Liberal Arts and Sciences	6	119	9	-	134 (14.5)
Medicine	-	131	3	-	134 (14.5)
Nursing	-	1	-	-	=1 (0.1)
Pharmacy	-	44	1	2	47 (5.1)
Public Health and Health Professions	-	16	-	-	16 (1.7)
Veterinary Medicine	-	20	-	-	20 (2.2)
Whitney Laboratory	-	5	-	-	5 (0.5)
<b>TOTAL</b>	<b>10</b>	<b>828</b>	<b>73</b>	<b>11</b>	<b>922 (100)</b>



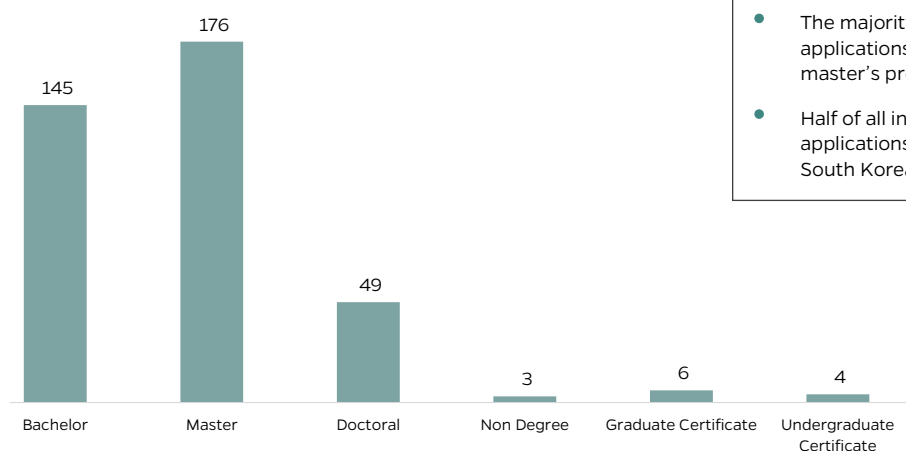
# 5. INTERNATIONAL STUDENT APPLICATIONS

## International Applications by Type of Program

- 383 international student applications.
- 2% of all international applications to UF.

- College received 383 international applications from students in 57 countries.
- 2% of all international applications to UF.
- The majority of international applications are to the college's master's programs.
- Half of all international applications are from China and South Korea.

Figure 5-1: International Student Applications by Degree



- Majority of international applications are for HHP master's programs.

Table 5-1: Number and Percent of HHP International Applications

Degree	Number	Percent of HHP	Percent of UF
Bachelor	145	37.9	<b>2.6</b>
Master's	176	46.0	<b>2.3</b>
Doctorate	49	12.8	<b>1.3</b>
Non-degree	3	0.8	<b>0.5</b>
Undergraduate Certificate	4	1.0	<b>7.0</b>
Graduate Certificate	6	1.6	<b>2.8</b>
<b>TOTAL</b>	<b>383</b>	<b>100%</b>	<b>2.1</b>

## International Applications by College


Table 5-2: International Applications (Number and Percent) by College

College	Number	Percent
Arts	276	1.5
Business, Warrington College	2,356	13.1
Dentistry	327	1.8
Design, Construction and Planning	568	3.2
Education	399	2.2
Engineering, Herbert Wertheim	5,785	32.3
Health and Human Performance	383	2.1
Institute of Food and Agricultural Sciences	1,207	6.7
Journalism and Communications	418	2.3
Law	298	1.7
Liberal Arts and Sciences	4,385	24.5
Medicine	347	1.9
Nursing	98	0.5
Pharmacy	338	1.9
Public Health and Health Professions	609	3.4
Veterinary Medicine	123	0.7
TOTAL	17,917	100%

## Student Profile

- 58% of all applications to HHP are from male students and 42% from female.
- Only for the non-degree programs, the male to female ratio is reversed.
- For graduate programs (Master and Doctoral), the male to female ratio is the college average (58/42).

Figure 5-2: Male to Female Ratio by Degree Type



## International Applications by Citizenship

- The college received applications from 57 countries.
- Two thirds of all HHP international applications are from five countries: China, South Korea, Canada, India, and Taiwan. The remaining applications are from 52 where no country has more than 2% of all HHP applications.

Table 5-3: Total Number of International Applications by Country

Country of Citizenship	All International Applications	
	Number	Percent
China	151	39.4
South Korea	41	10.7
Canada	21	5.5
India	19	5.0
Taiwan	11	2.9
52 Countries	140	36.6
TOTAL	383	100.0%

Figure 5-3: Country of Citizenship of HHP International Applications



- 231 international applications for graduate programs (Master, Doctoral, and Graduate Certificate) from 41 countries.
- Half of all international applications for graduate programs are from China and South Korea.
- 149 international applications for undergraduate programs (bachelor's degrees and undergraduate certificate programs) from 38 countries.
- The majority of international applications for undergraduate programs are from China.

Table 5-4: International Applications for Graduate and Undergraduate Programs by Country

Country of Citizenship	Graduate (Master, Doctoral, Certificate)		Country of Citizenship	Undergraduate (Bachelor and Certificate)	
	Number	Percent		Number	Percent
China	89	38.5	China	62	41.6
South Korea	32	13.9	South Korea	9	6.0
Canada	18	7.8	Venezuela	7	4.7
India	14	6.1	Brazil	6	4.0
37 Countries	78	33.8	Taiwan	6	4.0
TOTAL	231	100.0%	India	5	3.4
			Japan	5	3.4
			31 Countries	49	32.9
			TOTAL	149	100.0%

# 6. INTERNATIONAL STUDENTS

Each year, the International Center welcomes and assists students from around the world to help them make a smooth transition to student life at the University of Florida. The data reported here reflect UF's submission to the Open Doors Report to the US Department of State, Bureau of Educational, and Cultural Affairs.

## Number of International Students Registered for Classes and OPT<sup>3</sup>

- 119 international students from 33 countries.
- 2% of all international students at UF (including OPT).
- 101 international students enrolled in classes.
- 18 HHP graduates are registered in Optional Practical Training (OPT).
- 60% of all international students (including OPT) are enrolled in a graduate program.
- 40% of all international students (including OPT) are enrolled in an undergraduate program.
- 51% of international students are male, 49% are female.

### College of Health and Human Performance

#### Non-OPT Students

- 101 international students currently enrolled in classes.
- 3% of all (non-OPT) international students at UF.
- International students are from 32 countries: 38% from China and 14% from South Korea.
- 54% are enrolled in graduate programs (27% working toward a master's degree and 28% pursuing a doctorate).
- 46% are enrolled in a bachelor's degree program.

#### OPT Students

- 18 international students are participating in the Optional Practical Training (OPT).
- 1% of all OPT students at UF.
- International OPT students are from 8 countries. 67% are from Eastern and Southeastern Asia (China, South Korea and Taiwan).
- 89% have completed a graduate degree (8 students a master's and 8 students completed a doctorate).
- 2 HHP OPT students completed a bachelor's degree

<sup>3</sup> Optional Practical Training provides international students an opportunity to seek "temporary employment for practical training directly related to the student's major area of study." The student can use it during or after program completion. Pre-completion OPT is always part-time and can be used at any time during the degree program. Post-completion OPT is full-time and is granted only after graduation or completion of the degree program.

Table 6-1: UF International Students by College and Degree (Non-OPT)

College	Bachelor Degree		Graduate Degree		Non Degree		Total	
	No.	%	No.	%	No.	%	No.	%
Arts	9	1.2	34	1.2	1	6.7	44	1.2
Business	139	18.8	153	5.3	1	6.7	293	8.1
Dentistry	-	-	5	0.2	-	-	5	0.1
Design, Construction and Planning	25	3.4	130	4.5	1	6.7	156	4.3
Education	9	1.2	100	3.5	1	6.7	110	3.0
Engineering	195	26.4	1,181	41.2	6	40.0	1,382	38.1
Health and Human Performance	46	6.2	55	1.9	-	-	101	2.8
IFAS	55	7.4	390	13.6	2	13.3	447	12.3
Journalism and Communications	51	6.9	40	1.4	-	-	91	2.5
Law, Levin College	-	-	15	0.5	-	-	22	0.6
Liberal Arts and Sciences	206	27.9	518	18.1	3	20.0	727	20.0
Medicine	-	-	72	2.5	-	-	72	2.0
Nursing	2	0.3	10	0.3	-	-	12	0.3
Pharmacy	-	-	65	2.3	-	-	65	1.8
Public Health and Health Professions	2	0.3	78	2.7	-	-	80	2.2
Veterinary Medicine	-	-	20	0.7	-	-	20	0.6
<b>TOTAL</b>	<b>739</b>	<b>100%</b>	<b>2,866</b>	<b>100%</b>	<b>15</b>	<b>100%</b>	<b>3,627</b>	<b>100%</b>

Table 6-2: OPT Students by College (Number and Percent)

College	Bachelor's Degree		Graduate Degree		Total*	
	No.	%	No.	%	No.	%
Arts	1	1.0	5	0.3	6	0.3
Business, Warrington College	20	20.4	194	10.3	214	10.8
Dentistry	-	-	-	-	-	-
Design, Construction and Planning	4	4.1	77	4.1	81	4.1
Education	-	-	14	0.7	14	0.7
Engineering, Herbert Wertheim	41	41.8	1,251	66.7	1,292	65.5
Health and Human Performance	2	2.0	16	0.9	18	0.9
Institute of Food and Agricultural Sciences	7	7.1	115	6.1	122	6.2
Journalism and Communications	9	9.2	5	0.3	14	0.7
Law, Levin College	-	-	20	1.1	20	1.0
Liberal Arts and Sciences	13	13.3	101	5.4	114	5.8
Medicine	-	-	30	1.6	30	1.5
Nursing	-	-	1	0.1	1	0.1
Pharmacy	-	-	26	1.4	26	1.3
Public Health and Health Professions	1	1.0	18	1.0	19	1.0
Veterinary Medicine	-	-	2	0.1	2	0.1
<b>TOTAL</b>	<b>98</b>	<b>100%</b>	<b>1,875</b>	<b>100%</b>	<b>1,973</b>	<b>100%</b>

\*Does not include 7 students enrolled in non-degree or certificate programs.



## International Students: Home Country

- International students enrolled in the college, including OPT, are from 33 countries.
- One third of all international students (including OPT) are from China (38%), 14% from South Korea, and 6% from India. Not more than five percent of HHP international students are from any other single country.

Figure 6-1: Country of Citizenship of HHP International Students (Including OPT)



# 7. STUDY ABROAD PROGRAMS

For Study Abroad Services, the 2020-2021 Academic Year required endless planning for a multitude of logistical scenarios. The Study Abroad team spent a significant amount of time analyzing program feasibility and the financial implications of attempting to run programs during the pandemic. As expected, participation dramatically decreased over the past year, and only 276 were able to study abroad, with the majority of those students studying in Europe and Asia. We also saw an increase in virtual international opportunities, with around 50 UF students participating in either a virtual international internship or program. This is a trend we expect to continue as more students look for financially accessible ways to internationalize their degree.

- 7 HHP students participated in a study abroad program.
- Students travelled to 5 countries: Taiwan, China, Germany, South Korea, and the UK.
- Of all HHP students who graduated, 61 or 7% of the college had at least one study abroad experience.

While the pandemic has certainly placed additional challenges on study abroad the past year, the overall trajectory of study abroad at UF over the past few decades has not faltered. The International Center expects to see more return to normalcy over the 2021-2022 academic year, and plans to continue diversifying study abroad programs, and the students who participate in them. Our plans for the upcoming year include greater outreach to underrepresented students and an increase in programming to non-traditional destinations. And as we move forward in years to come, UF Study Abroad Services plans to continue the mission of providing transformative global learning opportunities that challenge students to embrace differences and foster the intercultural competency to succeed in today's interconnected world.

## Study Abroad by College

- With ongoing Covid 19 travel concerns, only 7 students participated in a study abroad. Pre pandemic, the number of study abroad students from HHP was substantial higher (67 in 2018, pre-covid).

Table 7-1: Number of HHP Students who Participated in Study Abroad by College

College	Number of Study Abroad Students	Percent of All UF Study Abroad Students
Arts	2	0.7
Business, Warrington College	75	27.2
Design, Construction and Planning	16	5.8
Education	5	1.8
Engineering, Herbert Wertheim College	34	12.3
Health and Human Performance	7	2.5
Institute of Food and Agricultural Sciences	5	1.8
Journalism and Communications	16	5.8

College	Number of Study Abroad Students	Percent of All UF Study Abroad Students
Law, Levin College	1	0.4
Liberal Arts and Sciences	91	33.0
Nursing	1	0.4
Pharmacy	1	0.4
Public Health and Health Professions	2	0.7
Other	20	7.2
<b>TOTAL</b>	<b>276</b>	<b>100%</b>

- Of the 7 HHP students who had a study abroad experience, 5 students participated in a summer, traditional study abroad experience of classroom learning with accompanying travel and tours.
- 1 student participated in an internship abroad during the summer semester.
- 1 student created an independent study abroad course during the fall semester.

Table 7-2: Type of Study Abroad Program by College

College	Percent of Students				Total Number of Students
	Traditional	Work Internship	Research Fieldwork	Independent Study	
Arts	2				2
Business, Warrington College	45	30			75
Design, Construction and Planning	16				16
Education	5				5
Engineering, Herbert Wertheim College	24		10		34
Health and Human Performance	5	1		1	7
Institute of Food and Agricultural Sciences	5				5
Journalism and Communications	15	1			16
Law, Levin College	1				1
Liberal Arts and Sciences	81	9	1		91
Nursing	1				1
Pharmacy				1	1
Public Health and Health Professions	1		1		2
Not reported	8	12			20
<b>PERCENT</b>	<b>75.7%</b>	<b>19.2%</b>	<b>4.4%</b>	<b>0.7%</b>	<b>100%</b>
<b>TOTAL NUMBER OF STUDENTS</b>	<b>209</b>	<b>53</b>	<b>12</b>	<b>2</b>	<b>276</b>

## Program Destinations

- 5 HHP students travelled to Eastern and Southeastern Asia: 3 to Taiwan, and one each to China and South Korea.
- 2 students participated in a study abroad program in Europe: Germany and the UK.

Table 7-3: Study Abroad by Region (Percent of College to Destination)

College (Number of Students)	Europe	Eastern and Southeastern Asia	Latin America and the Caribbean	North Africa and Western Asia	Central and Southern Asia	Sub Saharan Africa
Arts (2)	50%	50%	-	-	-	-
Business, Warrington College (75)	53.3%	42.7%	1.3%	2.7%	-	-
Design, Construction and Planning (16)	100%	-	-	-	-	-
Education (5)	-	100%	-	-	-	-
Engineering, Herbert Wertheim College (34)	82.4%	8.8%	-	2.9%	5.9	-
Health and Human Performance (7)	28.6%	71.4%	-	-	-	-
Institute of Food and Agricultural Sciences (5)	40%	60%	-	-	-	-
Journalism and Communications (16)	31.3%	68.7%	-	-	-	-
Law, Levin College (1)	-	-	-	-	-	100%
Liberal Arts and Sciences (91)	59.3%	26.4%	6.6%	3.3%	4.4%	-
Nursing (1)	100%	-	-	-	-	-
Pharmacy (1)	100%	-	-	-	-	-
Public Health and Health Professions (2)	100%	-	-	-	-	-
Not reported (20)	50%	40%	5%	5%	-	-
PERCENT	58.7%	33.3%	2.9%	2.5%	2.2%	0.4%
TOTAL NUMBER OF STUDENTS	162	92	8	7	6	1

## Graduating Students and Study Abroad

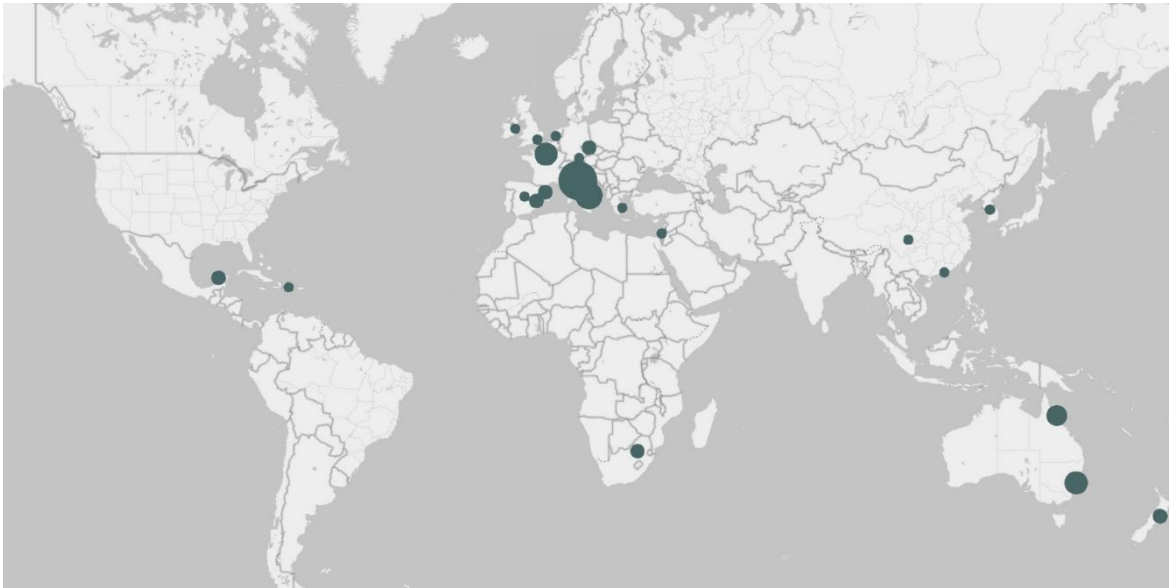
- In the 2020/21 Academic Year, 885 students graduated from all HHP programs. Of those, 61 or 7% of all HHP had participated in at least one study abroad program during their time at UF.
- Of the 61 students who had at least one study abroad experience, the majority, 93% were undergraduates and 7% graduated with a master's degree.
- 8% of all HHP undergraduates and 2% of HHP master's students had at least one study abroad experience prior to graduation (Table 7-4).

Table 7-4: Number and Percent of Students who Studied Abroad by Academic Level

Academic Degree	Number who Studied Abroad	Number of all Graduating Students in the College	Percent of All Students who Studied Abroad
Bachelor's	57	694	8.2
Master's	4	173	2.3
Doctoral	0	18	-
<b>TOTAL</b>	<b>61</b>	<b>885</b>	<b>6.9</b>

- Students who graduated from HHP in the 2020/2021 Academic Year and had a study abroad experience, travelled to 17 countries.
- Half of the study abroad trips were to two countries - Italy and Australia.

Figure 7-1: Study Abroad Destinations of HHP Graduating Students



## 8. INTERNATIONAL CENTER PROGRAMS

- 1 faculty received a stipend and participated in the Global Learning Institute (\$5,000).
- 102 HHP students enrolled in a course with a Virtual Exchange module.
- 1 faculty received support to attend a workshop or conference (\$190).
- 5 faculty, staff, and students attended a Fulbright event.
- 1 undergraduate student enrolled in the International Scholars Program.

### Programs to Support Faculty, Staff, and Students

Engaging with faculty, staff, and students is a key area of strategic importance to the University of Florida and has been a priority in our roadmap to preeminence. The International Center invests in cross cutting programs to support internationalization efforts including research, student experiences, leadership development, and promoting meaningful partnerships to universities abroad.

### 2020 College of Health and Human Performance International Educators of the Year

- **Senior Faculty Award:** Svetlana Stepchenkova, Associate Professor, Graduate Coordinator, Department of Tourism, Hospitality and Event Management
- **Junior Faculty Award:** Diba Mani Lecturer and Researcher, Department of Applied Physiology and Kinesiology

### Global Learning Institute

The Office of Global Learning at the International Center supports faculty in their course internationalization efforts. The Global Learning Institute is a semester-long program where faculty learn about internationalization models, campus resources, and teaching methods to support global learning. The program reinforces professional development at UF by creating interdisciplinary learning communities and by expanding the teaching toolkit of our faculty.

- Diba Mani, Lecturer, Applied Physiology and Kinesiology (\$5,000)

### Virtual Exchange Courses

- 102 HHP students and 25 international partner university students enrolled in a course with a Virtual Exchange module.



Table 8-1: Number of Students in Virtual Exchange by College

College/Unit	Number of UF Students	Number of Partner Students
Business, Warrington College	63	15
Center for Latin American Studies	9	6
Health and Human Performance	102	25
Institute of Food and Agricultural Sciences	42	23
Liberal Arts and Sciences	404	108
Public Health and Health Professions	108	32
TOTAL	728	209

## Initiatives to Support Global and Intercultural Competence

UFIC Office of Global Learning provides funding for faculty and staff to attend workshops, conferences, webinars, and training opportunities focused on global learning, intercultural competence, integrative learning, and adoption of high-impact educational practices. During the 2020/2021 academic year, travel was restricted and therefore all the awards supported virtual attendance at conferences.

Table 8-2: Awards to Support Global and Intercultural Competence

College/Unit	Number of Awards	Amount
Health and Human Performance	1	190.00
Institute of Food and Agricultural Sciences	2	390.00
Liberal Arts and Sciences	2	345.00
One Health Center of Excellence	2	390.00
Public Health and Health Professions	1	190.00
TOTAL	8	\$1,505.00

## UF Fulbright Events

The Fulbright Scholars program is sponsored by the U.S. Department of State’s Bureau of Educational and Cultural Affairs. Founded in 1946, the programs mission is to improve intercultural relations and cultural diplomacy between the United States and other countries around the world. At UF, the Fulbright program works with a large set of collaborating partners across campus. The International Center coordinates and hosts events to promote the Fulbright experience. During the 2020/2021 academic year, the International Center co-sponsored five virtual events attended by 145 faculty, students, and staff from almost every college at UF.

Table 8-3: Attendance at UF Fulbright Events

Event	Number Attended
Virtual Welcome & Networking Reception	35
My Fulbright Experiences and Impacts with Dr. Muthusami Kumaran	35
How to Prepare a Successful US Scholar Fulbright Application	29
Managing Fulbright Recruitment and Retention	26
US Fulbright Scholar Informational Session	20
TOTAL	145

Table 8-4: Attendance at Fulbright Events by College and Unit

College/Unit	Number Attended
Liberal Arts and Sciences	34
Institute of Food and Agricultural Sciences	31
UF International Center	23
UF Administration	10
Guests of UF	9
Education	8
Arts	7
Herbert Wertheim College of Engineering	6
Health and Human Performance	5
Medicine	4
Levin College of Law	2
Warrington College of Business	2
Design, Construction and Planning	1
FLMNH	1
Nursing	1
Public Health and Health Professions	1
TOTAL	145

## International Scholars Program

The International Scholars Program (ISP) is a commencement medallion program open to all undergraduate students. ISP allows students to develop a global mindset and acquire in-demand skills by integrating international coursework, interdisciplinary perspectives, digital literacy, and experiential learning opportunities. To graduate with the International Scholars designation, the student must meet four requirements:

1. Four courses of international themed coursework
2. One international experience (e.g., study abroad) or two semesters of a foreign language
3. Be engaged in the various international campus life programs available throughout the year

4. The student must complete the capstone *e*-portfolio program that features their accomplishments at UF and abroad in an online forum

- One HHP student enrolled in the International Scholars program.

Table 8-5: International Scholars Program by College

College/Unit	International Scholars Enrolled		International Scholars Graduated	
	Total Enrolled	Percent	Total Graduated	Percent
Arts	15	2.1	3	3.3
Business, Warrington College	58	8.1	7	7.6
Design, Construction and Planning	19	2.7	1	1.1
Education	3	0.4	0	0
Engineering, Herbert Wertheim College	47	6.6	1	1.1
Health and Human Performance	1	0.1	0	0
Institute of Food and Agricultural Sciences	77	10.8	9	9.8
Journalism and Communications	30	4.2	6	6.5
Liberal Arts and Sciences	438	61.3	59	64.1
Nursing	7	1.0	1	1.1
Public Health and Health Professions	20	2.8	5	5.4
TOTAL	715	100%	92	100%

# 9. TRAVEL REGISTRY

- 1 faculty and 1 student made 2 trips to 2 countries.
- All trips were to support research.

University of Florida faculty, staff, and researchers travel internationally as part of their official UF duties. For example, they may travel to attend conferences, collect field data, engage in outreach activities, collaborate with partners, participate in meetings, recruit students, etc. Prior to Covid, the number of trips on behalf of UF ranged from four to five

thousand each year. Due to a full year of Covid-19 restrictions, the number of trips by UF faculty, staff, and students dropped significantly and UF’s travel fell to 329 trips. As in previous years, more than fifty percent of all travel is in May, June, and July (Figure 9-1). In 2018/19 pre covid UF faculty, staff, and students accounted for over 4,000 trips.

- 2 trips to support research efforts in Uganda and the Netherlands.
- In 2018/19 pre-covid, the college accounted for 58 trips.

## Travel by College/Unit

Table 9-1: Travel by College and Unit

College/Unit	Number	Percent of Total
Liberal Arts and Sciences	108	32.3
Institute of Food and Agricultural Sciences	63	18.9
Herbert Wertheim College of Engineering	28	8.4
Medicine	28	8.4
Type One Centers	18	5.4
Public Health and Health Professions	16	4.8
Florida Museum of Natural History	16	4.8
Arts	13	3.9
UF Administration	12	3.6
Veterinary Medicine	12	3.6
Education	5	1.5
Design, Construction and Planning	3	0.9
Warrington College of Business	3	0.9
Pharmacy	3	0.9
Not Reported	3	0.9
Health and Human Performance	2	0.6
Nursing	1	0.3
<b>TOTAL</b>	<b>334</b>	<b>100%</b>

# 10. INTERNATIONAL ALUMNI

The University of Florida supports a large alumnus of more than 450,000 former students. Because UF has a sizeable number of international students and the university's reputation is global, UF's graduates extend the gator nation worldwide. Tracking graduates is a challenge and the summary presented here cannot be comprehensive. The accuracy of tracking where UF's graduates live is a function of the strength of each of our college's alumni network. As a result, some colleges can report proportionately larger numbers than those reflected by graduation data. Additionally, some colleges have a larger percentage of international students and therefore, their international alumni reflect that enrollment trend.

- The UF Alumni Association reports on 168 HHP alumni living outside of the U.S.
- Represents 2% of all UF recorded international alumni who have graduated from the college.
- HHP alumni live in 39 countries. The majority live in China, South Korea, and Canada.
- Of international alumni data, 70% graduated with a graduate degree and 30% with a bachelor's degree.

The summary documents both UF's international students who may have returned to their home country after graduation and U.S. students who work and live abroad.

Table 10-1: Number and Percent of HHP International Alumni by College

College/Unit	Number	Percent of Total
Herbert Wertheim College of Engineering	3,441	36.9
Liberal Arts and Sciences	1,275	13.7
Warrington College of Business	1,230	13.2
Institute of Food and Agricultural Sciences	1,180	12.7
Pharmacy	338	3.6
Levin College of Law	323	3.5
Design, Construction and Planning	311	3.3
Journalism and Communications	311	3.3
Education	225	2.4
Public Health and Health Professions	212	2.3
Health and Human Performance	168	1.8
Arts	120	1.3
Medicine	74	0.8
Veterinary Medicine	48	0.5
Dentistry	19	0.2
Nursing	17	0.2
Not Reported	23	0.2
<b>TOTAL</b>	<b>9,315</b>	<b>100%</b>

- Almost two thirds of HHP international alumni live in China (24%), South Korea (18%), Canada (15%), and Japan (7%). A third of HHP alumni live in 36 different countries where there is not more than five percent of alumni living in any country.

Figure 10-1: Location of HHP International Alumni



# 11. APPENDIX: COLLEGE OF HEALTH AND HUMAN PERFORMANCE INTERNATIONAL MOUS

Institution	Country	UF Academic Manager	Type	Termination Date
Brock University	Canada	Tavares,Karen	Cooperative	7/13/2023
Friedrich Alexander Universität Erlangen Nürnberg	Germany	Reid,Michael	Cooperative	5/4/2025
German Sport University Cologne	Germany	Esterline,Eric	Reciprocal	4/22/2024
Kookmin University	South Korea	Ko,Yong Jae	Cooperative	2/11/2019
Korean Institute of Sport Science	South Korea	Sagas,Michael	Cooperative	7/13/2022
Kyung Hee University	South Korea	Sagas,Michael	Cooperative	10/30/2022
Lobachevsky State University of Nizhni Novgorod	Russia	Stepchenkova,Svetlana	Cooperative	8/20/2023
Mt. Royal University	Canada	Gromoll,Ronald	Cooperative	10/1/2025
Niagara College	Canada	Pennington Gray,Lori	Cooperative	5/1/2020
St. Lawrence College	Canada	NULL,NULL	Cooperative	6/5/2024
Universidad de las Palmas de Gran Canaria	Spain	Kirilenko,Andrei	Cooperative	12/3/2022
University of Waterloo	Canada	Tavares,Karen	Cooperative	11/29/2023
Western Sydney University	Australia	Gibson,Heather	Reciprocal	2/25/2024







**Office for Global Research Engagement**

1765 Stadium Road, The Hub

Gainesville, FL 32611

(352) 273-1521

[internationalcenter.ufl.edu](http://internationalcenter.ufl.edu)