



Institute Of Food & Agricultural Sciences

2020 – 2021 REPORT OF INTERNATIONAL ACTIVITY

University of Florida International Center
Office for Global Research Engagement

Supporting Faculty to Build Partnerships Globally

University of Florida International Center

The **OFFICE FOR GLOBAL RESEARCH ENGAGEMENT (OGRE)** facilitates international research to increase UF's global presence. OGRE supports faculty to advance international research at UF and around the world.

In pursuit of international research excellence, our role is to:

- **INTRODUCE** faculty new to international research to active university networks and experienced mentors.
- **CONNECT** faculty, students, and staff with those who share research interests and are interested in working in similar countries or regions.
- **FOSTER** research networks for internationally focused communities of practice.
- **EXPAND** UF's knowledge and capacity in working in international venues.
- **ASSIST** faculty, students, and staff in identifying sponsored research opportunities and programs.
- **FACILITATE** the process of navigating the UF administrative process for conducting international research.
- **SUPPORT** Fulbright visiting scholars at UF, and UF scholars traveling abroad.

For more information: JulieFes@ufic.ufl.edu and <https://www.internationalcenter.ufl.edu>

SUPPORTING FACULTY TO BUILD PARTNERSHIPS GLOBALLY



2020/2021

Report of International Activity

Institute of Food and Agricultural Sciences

Table of Contents

List of Figures	ii
List of Tables	ii
1. Introduction	1
2. International Memoranda of Understanding (MOU).....	3
College International MOUs	3
3. UF's Global Research Footprint.....	7
Institutional Review Boards (IRB): An Indicator of Global Research Capacity	7
Exempt Approved and Approved IRB Studies	7
IRB Studies by College	8
Number of IRB Studies by Region	9
4. International Visiting Scholars.....	10
International Visiting Scholars by College	11
Category of IFAS International Visiting Scholars	11
Country of Citizenship of International Visiting Scholars	12
5. International Student Applications.....	13
International Applications by Type of Program.....	13
International Applications by College	14
Student Profile	14
International Applications by Citizenship.....	15
6. International Students	17
Number of International Students Registered for Classes and OPT	17
International Students: Home Country.....	19
7. Study Abroad Programs	21
Study Abroad by College.....	21
Graduating Students and Study Abroad	23
8. International Center Programs.....	25
Programs to Support Faculty, Staff, and Students	25
2020 Institute of Food and Agricultural Sciences International Educators of the Year	25
Global Fellows Program.....	25
Global Learning Institute	26
Virtual Exchange Training	26
Virtual Exchange Courses	26
Initiatives to Support Global and Intercultural Competence	27
UF Fulbright Events	27
International Scholars Program	28
9. Travel Registry	30
Travel by College/Unit	30
IFAS Trip Profile	31
Destination of Travel	31
10. UF International Alumni.....	33
11. Appendix: IFAS International MOUs	35

List of Figures

Figure 2-1: IFAS International MOUs 2017-2021.....	4
Figure 2-2: Location of IFAS International MOUs	5
Figure 3-1: Number of IFAS International IRB Studies by Region.....	9
Figure 3-2: IFAS IRB Studies by Country.....	9
Figure 4-1: Number of Visiting Scholars by Year (IFAS)	10
Figure 4-2: IFAS International Visiting Scholars by Citizenship	12
Figure 4-3: International Visiting Scholars Hosted by IFAS.....	12
Figure 5-1: International Student Applications by Degree.....	13
Figure 5-2: Female to Male Ration by Degree Type	14
Figure 5-3: Country of Citizenship of IFAS International Applications	15
Figure 6-1: Number of IFAS International Students by Degree	18
Figure 6-2: Country of Citizenship of IFAS International Students (Including OPT)	20
Figure 7-1: Study Abroad Destinations of IFAS Graduating Students.....	24
Figure 9-1: Number of Trips by IFAS Faculty, Staff, and Students	30
Figure 9-2: Who is Travelling?.....	31
Figure 9-3: International Travel Destinations by IFAS Faculty, Staff, Students, and Others.....	32
Figure 10-1: Location of IFAS International Alumni	34

List of Tables

Table 2-1: Number of Agreements by College/Unit.....	4
Table 2-2: Geographic Diversity of Agreements by College/Unit.....	5
Table 3-1: Number and Percent of IRB Protocols.....	8
Table 4-1: International Visiting Scholars by College.....	11
Table 4-2: International Scholars Hosted by IFAS.....	11
Table 5-1: Number and Percent of International Applications to IFAS.....	13
Table 5-2: International Applications (Number and Percent) by College.....	14
Table 5-3: Number and Percent of International Applications by Country.....	15
Table 5-4: International Applications for Graduate and Undergraduate Programs by Country.....	16
Table 6-1: UF International Students by College and Degree (Non- OPT).....	18
Table 6-2: OPT Students by College (Number and Percent)	19
Table 6-3: Region of Citizenship (All Students).....	19
Table 7-1: Number of Students who Participated in Study Abroad by College	21
Table 7-2: Type of Study Abroad Program by College.....	22
Table 7-3: Study Abroad by Region (Percent of College to Destination)	23
Table 7-4: Number and Percent of IFAS Students who Studied Abroad by Academic Level	23
Table 8-1: Number of Students in Virtual Exchange by College	26
Table 8-2: Awards to Support Global and Intercultural Competence.....	27
Table 8-3: Attendance at UF Fulbright Events.....	27
Table 8-4: Attendance at Fulbright Events by College and Unit.....	28
Table 8-5: International Scholars Program by College.....	29
Table 9-1: Travel by College and Unit.....	30
Table 9-2: Travel Purpose by Role at UF	31
Table 10-1: Number and Percent of International Alumni by College	33

1. INTRODUCTION

In the 2020/2021 academic year, the University of Florida (UF) continued to pursue its mission of education excellence while facing the greater challenges of a global pandemic. While classes resumed and faculty, staff, and students adapted to changing conditions, the International Center found new and innovative ways to support our international programs and serve our global community. Throughout, we continued to serve UF's broader global mission and are proud to be a leader in fostering international understanding and developing a network of students and scholars at home and around the world.

This report documents international activity at the University of Florida. The 2019/2020 update presents the global footprint for the Institute of Food and Agricultural Sciences (IFAS) for the academic year. Similar to past reports, the data summarize a considerable volume of international activity, and continues to be testimony to the university's and IFAS' commitment to international research, education, and international exchange.

The report documents the college's international partnerships, the investment into faculty development programs, an estimate of the extent of international research, the number of international visitors working and studying at UF, the number of international students, the extent of applications for graduate programs from students worldwide, IFAS study abroad programs, efforts dedicated to internationalizing the curricula, and a summary of where IFAS faculty, students and staff are travelling. This year, we have added information about our international alumni, showcasing the global reach of our graduates.

The data represent a snapshot of international activity captured in August 2020. For many categories, the numbers fluctuate; for example, the number of formal agreements with foreign institutions changes daily as new partnerships are introduced and others are expired. For some data, such as for

Institute of Food and Agricultural Sciences

- 94 International MOUs in 40 countries.
- 107 active IRB studies in 50 countries.
- 376 International Visiting Scholars from 52 countries.
- 1,207 international student applications from 98 countries.
- 570 international students from 73 countries.
- 5 students studied abroad and travelled to 3 countries.
- Of all IFAS students who graduated, 150 or 8% had at least one study abroad experience.
- Global Fellowship awarded to two IFAS faculty.
- One IFAS faculty received a stipend to participate in the Global Learning Institute.
- One IFAS faculty member received a stipend to participate in Virtual Exchange Training.
- 42 IFAS students enrolled in a UF course that included a Virtual Exchange module.
- Two IFAS faculty and staff received funding to attend an event to support global and intercultural competence.
- 31 attended a Fulbright event.
- 77 undergraduate students enrolled in the International Scholars Program.
- Faculty, students, and staff made 63 trips to 31 countries.
- The UF Alumni Association reports on 1,180 IFAS international alumni living in 109 countries.

international graduate applications and the number of international students, the report captures Fall numbers only to avoid double counting and redundancies.

The activities reported in this document demonstrate how international efforts at UF and in IFAS, contribute to a fundamental university goal to prepare our students to better navigate the increasingly complex challenges of a globalized world. The intent is to highlight the extent and scope of UF's and the college's international activity in one inclusive report. As a top ranked, R1, public

Now more than ever, the UF International Center embraces its global mission as we plan a way forward in pursuit of international engagement in a post-pandemic world.

university, IFAS faculty engage in research and international collaborative activity that is, by its sheer number, a challenge to document. Their scholarship and classroom activity impacts international content daily and, with almost 5,000 faculty and more than 200 research and education centers, bureaus, and institutes at UF, documenting their international scholarly activity is difficult. For this reason, this report cannot be comprehensive of all international activity; however, it provides a benchmark from which we can begin to measure our global reach. Indeed, every indication suggests the Gator Nation extends substantially to the wider global community.

2. INTERNATIONAL MEMORANDA OF UNDERSTANDING (MOU)

The University of Florida connects to the world's best international universities and institutions through formal partnerships supported by UF's International Memoranda of Understanding (MOUs). These agreements facilitate research among faculty; enable faculty and student exchanges; protect intellectual property; and serve as a basis for ensuring ethical best practice. The relationships that may flourish as a result of these agreements is an important aspect of our internationalization efforts.

- 94 International MOUs in 40 countries.
- 25% of all UF International MOUs.
- 87 (93%) Cooperative International MOUs in 39 countries.
- Four (4%) Reciprocal International MOUs in four countries.
- Three (3%) MOUs to cover special student exchange agreements.

The MOU database is dynamic. On a regular basis, the International Center enters into new agreements, updates existing partnerships, and terminates those that are expired or no longer relevant. The data tabulated in this report represent the UF Agreements for the 2020/2021 academic year.

The International Center manages 374 international MOUs. The majority fall under two broad categories of Agreements – Cooperative and Reciprocal.

- At UF, most MOUs are Cooperative. The Cooperative MOUs or Agreements are as diverse as the needs of our faculty. These collaborative partnerships provide a framework to pursue collaborative activity and do not represent a legal relationship. Often, they start as a one-to-one collaboration with a UF partner and over the length of the agreement result in meaningful scholarly partnerships.
- At UF, almost one quarter of all International MOUs are Reciprocal Agreements, which are a true exchange program MOUs where students from each institution spend time at the host institution as a non-degree, seeking student.
- There are a few International MOUs to cover combined and dual degree programs, transfer programs from other institutions, or special agreements among universities to accommodate unique circumstances for student exchanges.

College International MOUs

- The college manages 94 international MOUs, 25% of all MOUs at UF.
- 87 Cooperative International MOUs (32% of all UF Cooperative MOUs).
- 4 Reciprocal MOUs (4% of all UF Reciprocal MOUs).
- Three MOUs to cover 2+1+1 and a 3+1+1 student exchange agreement.
- Since 2017, the number of International MOUs have decreased substantially by 24% (Cooperative by 21% and Reciprocal by 60%). However, for the last three years, the numbers for Reciprocal MOUs have been relatively stable (Figure 2-1).

Figure 2-1: IFAS International MOUs 2017-2021

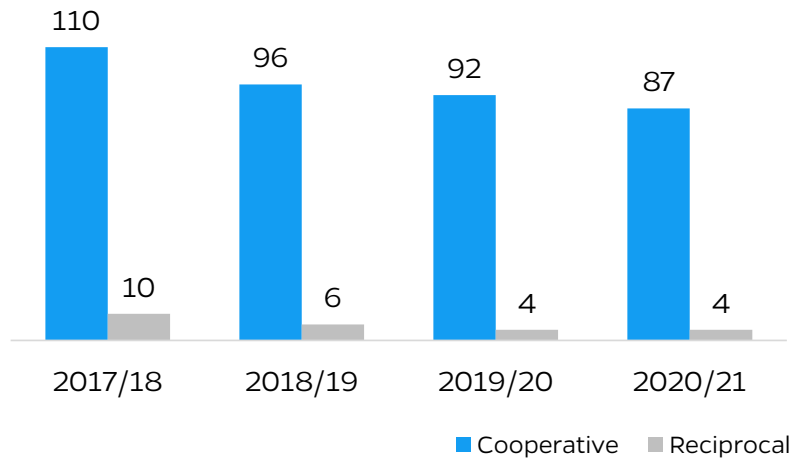


Table 2-1: Number of Agreements by College/Unit

College/Unit	UFIC Administered MOUs			Total	
	Cooperative	Reciprocal	Other	Number	Percent
Arts	3	-	-	3	0.8
Business, Warrington College	4	38	1	43	11.5
Center for Latin American Studies	30	-	-	30	8.0
Dentistry	1	-	-	1	0.3
Design, Construction and Planning	14	4	-	18	4.8
Education	2	-	-	2	0.5
Emerging Pathogens Institute	4	-	-	4	1.1
Engineering, Herbert Wertheim College	30	9	1	40	10.7
Florida Museum of Natural History	1	-	-	1	0.3
Health and Human Performance	11	2	-	13	3.5
Institute of Food and Agricultural Sciences	87	4	3	94	25.1
Journalism and Communications	1	1	-	2	0.5
Law, Fredric G. Levin College	4	1	-	5	1.3
Liberal Arts and Sciences	30	31	2	63	16.8
Medicine	16	-	-	16	4.3
Nursing	2	-	-	2	0.5
Pharmacy	8	1	1	10	2.7
Public Health and Health Professions	6	1	-	7	1.9
University Wide (International Center, Office of Research, Graduate School)	16	2	-	18	5.1
Veterinary Medicine	2	-	-	2	0.5
TOTAL	272	94	8	374	100%

College/Unit	Number of MOUs	Number of Countries
Liberal Arts and Sciences	63	31
Medicine	16	11
Nursing	2	2
Pharmacy	10	10
Public Health and Health Professions	7	6
University Wide (International Center, Office of Research, Graduate School)	18	14
Veterinary Medicine	2	2
TOTAL	374	MOUs in 82 Countries

3. UF'S GLOBAL RESEARCH FOOTPRINT

Institutional Review Boards (IRB): An Indicator of Global Research Capacity

- 90 international IRB studies.
- Research is active in 50 countries.
- 6 studies are either global or within specific continental regions.

Documenting the international research conducted by faculty, staff and student at UF is monumental. There is no consistency in labeling research as international unless it physically conducted outside of the US. One indicator of our research footprint can include applications to UF's Institutional Review Boards (IRB) oversight of human subjects research.

The IRB is charged with protecting the rights and welfare of participants in clinical trials and other human subjects research studies. UF IRB offices reviews and approves all research involving human subjects to ensure the welfare and rights of research participants are protected as mandated by federal and state laws, local policies, and ethical principles. As such, UF faculty, staff, and students must provide the IRB with a detailed plan of how their research will ensure the safety and welfare of any people who participate in their research project. When the research is conducted outside of the U.S., faculty, staff, and students are required to submit their research protocol that is compliant with the regulations in the U.S. and in the country where the research will take place.

The database that stores the applications for IRB approvals can serve as one indicator of the extent of international research at UF. It is not a comprehensive list and does not include research activities that do not involve people directly in the research methodology. It would not include studies that:

- Collect physical data,
- Reflect an international research collaboration among colleagues,
- Rely primarily on secondary data,
- Conduct primarily library or archival research, or
- Are exploratory studies intended to train students.

Within the above parameters, several colleges (e.g., Colleges of Engineering and the Arts) are underrepresented in this summary. As such, these data can only partially highlight the scope of UF's global research.

Exempt Approved and Approved IRB Studies¹

- 90 international IRB studies, 14% of all UF studies.
- 75 (83%) IFAS studies submitted to the UF IRB for review, qualified to be *Exempt Approved* status from further review by the Code of Federal Regulations (CFR). To qualify the study can meet one of the following criteria:

¹ UF Definitions of Exempt Human Subjects Research -- <https://irb.ufl.edu/irb02/forms-templates-guidelines/irbrev.html>

- Research is conducted in an established educational setting and involves instruction.
- Research using educational tests, surveys, interviews, or observations of public behavior.
- Research that does not impose risk or impact on any subject.
- Secondary research involving access of identifiable data.
- 15 (17%) IFAS studies had undergone full IRB review.

IRB Studies by College

- A little more than half of all international studies requiring IRB review are from three colleges: Liberal Arts and Sciences (29%), Medicine (14%), and the Institute of Food and Agricultural Sciences (14%).

Table 3-1: Number and Percent of IRB Protocols

College/Unit	Number	Percent	Number of Countries ²
Arts	13	2.0	12
Business, Warrington College	25	3.8	5*
Center for Latin American Studies	22	3.4	17
Dentistry	1	0.2	1
Design, Construction and Planning	22	3.4	22
Education	34	5.2	19*
Emerging Pathogens Institute	10	1.5	4
Engineering, Herbert Wertheim College	11	1.7	10
Florida Museum of Natural History	1	0.2	1
Health and Human Performance	27	4.1	14*
Institute of Food and Agricultural Sciences	90	13.7	50*
Journalism and Communications	34	5.2	17*
Libraries, George A. Smathers	2	0.3	2
Liberal Arts and Sciences	188	28.7	79*
Medicine	92	14.0	43
Nursing	7	1.1	6
Pharmacy	16	2.4	9
Public Health and Health Professions	34	5.2	19
UF International Center	10	1.5	9
UF Other	5	0.8	4
Veterinary Medicine	12	1.8	11
TOTAL	656	100%	127 Countries

*Does not include studies that are global or regional encompassing multiple countries.

² Some IRB studies are conducted in multiple countries and therefore the number of countries listed may be greater than the number of projects.

Number of IRB Studies by Region

- IFAS faculty, students and staff are conducting research in 50 countries. Additionally, six studies are global or regional.
- At most there are 7 studies in any one country. From IFAS, there are seven studies each in Brazil and in Ethiopia.
- 41%, the majority, of IFAS international IRB studies are in Latin America and the Caribbean. Of those, a large number are in Brazil and in Peru.
- 29% are in countries in Sub Saharan Africa, mostly in Ethiopia.
- 9% or 10 studies in 7 countries in Europe.
- 8% are in Central and Southern Asia, mostly in India and Nepal.

Figure 3-1: Number of IFAS International IRB Studies by Region

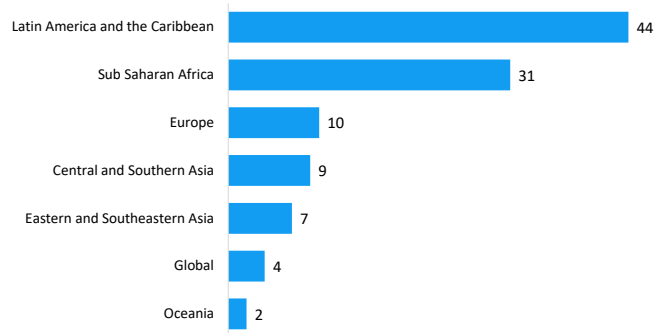
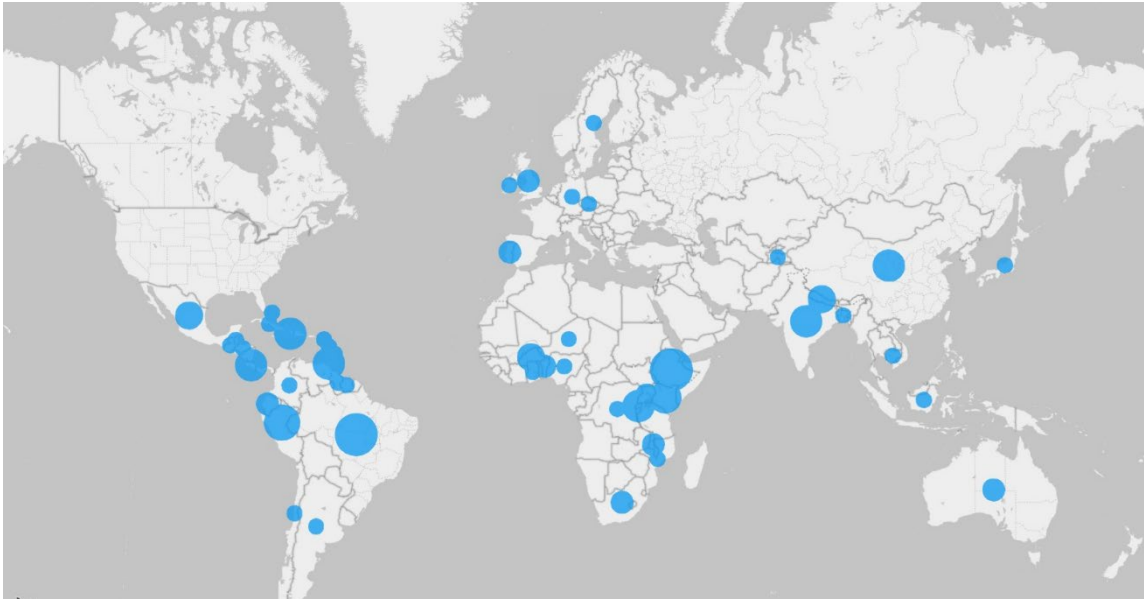


Figure 3-2: IFAS IRB Studies by Country



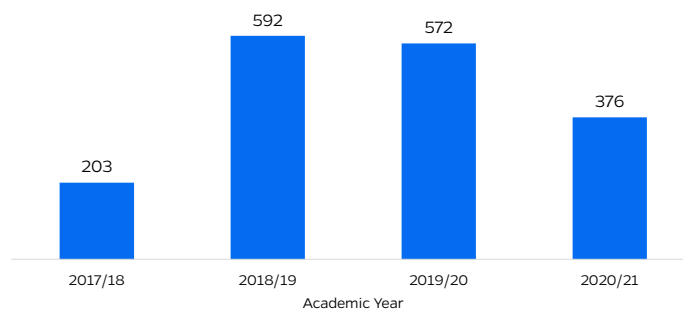
- 4 Studies are global, 1 study across Europe, and 1 study in the Caribbean region.

4. INTERNATIONAL VISITING SCHOLARS

International Visiting Scholars are vital in supporting the global mission of the University of Florida. International Visitors promote cultural exchange, enrich international research, and connect UF to leading universities in the world. This year, UF’s visiting scholars faced the additional challenge from the COVID-19 pandemic, international travel restrictions, and limited access to U.S. Embassies and Consulates for visa processing. Some of our visiting scholars had to return to their home country earlier than planned, while others were not able to travel and have a physical presence on campus. The impact of the pandemic will continue to make a difference in our numbers of visitors throughout our next academic year. The number of scholars at UF for the 2020/2021 academic year, dropped substantially and continues a downward trend. This academic year, IFAS hosted 376 International Visiting Scholars, a substantial decrease most likely tied to travel restrictions and embassy closures (Figure 4-1).

- 376 International Visiting Scholars.
- 41% of all visiting scholars at UF.
- The majority, 83% are Research Scholars.
- International Visiting Scholars from 52

Figure 4-1: Number of Visiting Scholars by Year (IFAS)



Visiting scholars fit into one of five categories:

1. Professor – Teaching is the primary function; more than 50% of their time devoted to teaching. Maximum duration is five years.
2. Research Scholar – Research is the primary function; more than 50% of their time devoted to research. Maximum duration is five years.
3. Short Term Scholar – Program allows research and teaching. Maximum duration of six-months.
4. Student Intern – International students completing an internship which fulfills an educational objective towards the completion of the student’s degree from their home institution. They must engage in a minimum of 32 hours per week of structured internship activities and may take part-time UF courses. The maximum duration of their program is 12 months.

International Visiting Scholars by College

- The College hosts 41% of all International Visiting Scholars to UF, more than any other unit.

Table 4-1: International Visiting Scholars by College

College	Professor	Research Scholar	Short-Term Scholar	Student Intern	Total (% of Total)
Arts	1	2	-	-	3 (0.3)
Business, Warrington College	1	13	-	-	14 (1.5)
Center for Latin American Studies	-	-	1	-	1 (0.1)
Dentistry	-	17	-	-	17 (1.8)
Design, Construction and Planning	-	12	1	-	13 (1.4)
Education	-	35	1	-	36 (3.9)
Engineering, Herbert Wertheim College	-	77	3	-	80 (8.7)
Florida Museum of Natural History	-	6	1	-	7 (0.8)
Health and Human Performance	-	11	1	-	12 (1.3)
Institute of Food and Agricultural Sciences	2	313	52	9	376 (40.8)
Journalism and Communications	-	4	-	-	4 (0.4)
Law, Levin College	-	2	-	-	2 (0.2)
Liberal Arts and Sciences	6	119	9	-	134 (14.5)
Medicine	-	131	3	-	134 (14.5)
Nursing	-	1	-	-	1 (0.1)
Pharmacy	-	44	1	2	47 (5.1)
Public Health and Health Professions	-	16	-	-	16 (1.7)
Veterinary Medicine	-	20	-	-	20 (2.2)
Whitney Laboratory	-	5	-	-	5 (0.5)
TOTAL	10	828	73	11	922 (100)

Category of IFAS International Visiting Scholars

- IFAS hosts the highest percentage of Research, Short-Term, and Student Intern Visiting Scholars (Table 4-2),

Table 4-2: International Scholars Hosted by IFAS

Category of Visiting Scholar	Number	Percent of UF
Research Scholar	313	37.8
Short-Term Scholar	52	71.2
Professor	2	20.0
Student Intern	9	81.8
TOTAL	376	40.8

Country of Citizenship of International Visiting Scholars

- International Visiting Scholars hosted by IFAS are from 52 countries.
- Half are from China (29%) and Brazil (23%).
- One third of all Research visiting scholars are from China (34%) and 23% from Brazil.
- Of the Short-term scholars, 25% are from Pakistan and 23% from Brazil.
- The nine Student Interns are from seven countries; three are from Brazil.

Figure 4-2: IFAS International Visiting Scholars by Citizenship

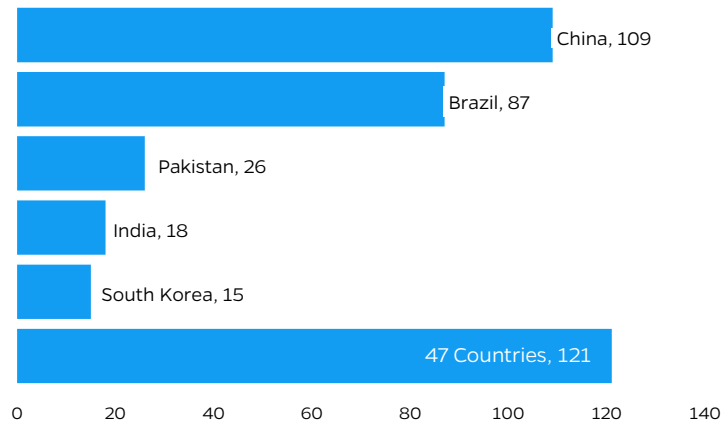
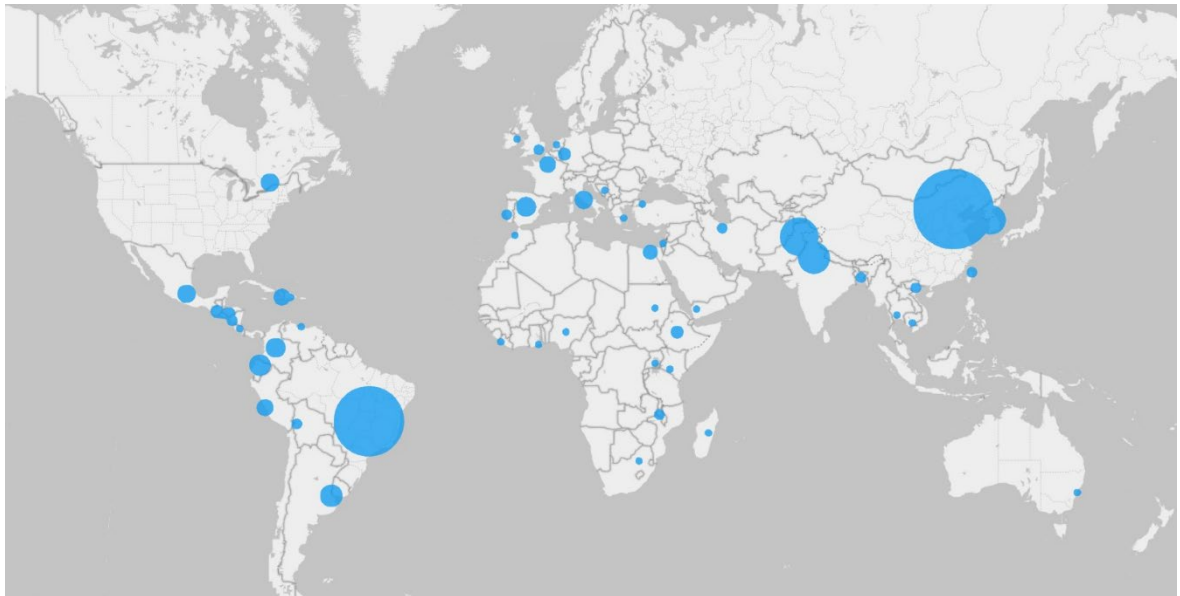


Figure 4-3: International Visiting Scholars Hosted by IFAS



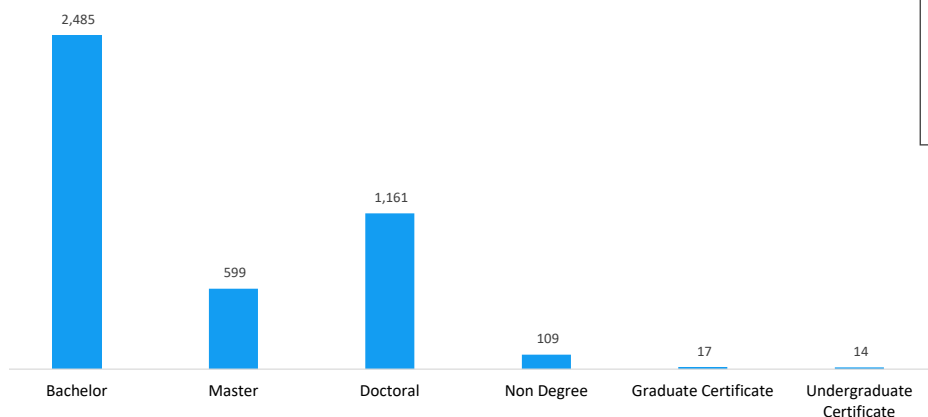
5. INTERNATIONAL STUDENT APPLICATIONS

International Applications by Type of Program

- 1,207 international students applied for IFAS degrees and programs.
- 7% of all international applications to UF

- College received 1,207 international applications from students in 98 countries.
- The majority of international applications are to the college's undergraduate programs
- The majority (29%) of all international applications are from China.

Figure 5-1: International Student Applications by Degree



- The majority of international applications are for IFAS undergraduate programs.

Table 5-1: Number and Percent of International Applications to IFAS

Degree	Number	Percent of IFAS`	Percent of UF
Bachelor	484	40.1	8.7
Master's	295	24.4	4.4
Doctorate	336	27.8	8.0
Non-Degree	56	4.6	9.3
Graduate Certificate	22	1.2	6.6
Undergraduate Certificate	14	1.8	38.6
TOTAL	1,207	100%	6.7

International Applications by College

- IFAS received 7% of all international applications to UF.

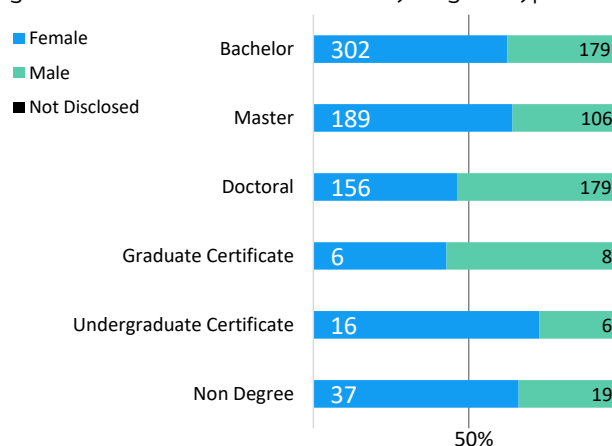
Table 5-2: International Applications (Number and Percent) by College

College	Number	Percent
Arts	276	1.5
Business, Warrington College	2,356	13.1
Dentistry	327	1.8
Design, Construction and Planning	568	3.2
Education	399	2.2
Engineering, Herbert Wertheim	5,785	32.3
Health and Human Performance	383	2.1
Institute of Food and Agricultural Sciences	1,207	6.7
Journalism and Communications	418	2.3
Law	298	1.7
Liberal Arts and Sciences	4,385	24.5
Medicine	347	1.9
Nursing	98	0.5
Pharmacy	338	1.9
Public Health and Health Professions	609	3.4
Veterinary Medicine	123	0.7
TOTAL	17,917	100%

Student Profile

- 58% of all applications to IFAS are from female students, 41% from male, and 0.3 did not report gender.
- Female to male ratio is higher for bachelor's and master's applications (64% to 36%).
- For doctoral programs, the ratio is reversed to 53% male to 46% female (a small percentage did not disclose gender).
- A higher male to female ratio for applicants for non-degree and certificate programs (Figure 5-2).

Figure 5-2: Female to Male Ratio by Degree Type



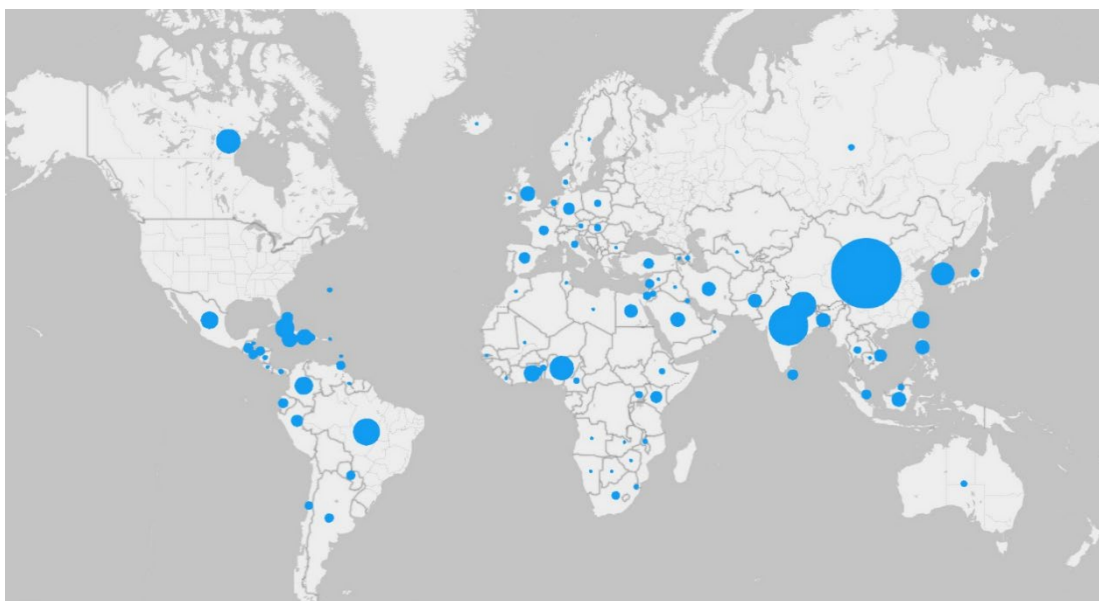
International Applications by Citizenship

- IFAS received applications from 98 countries.
- Half of all applications come from six countries – China, India, Brazil, Nepal, Nigeria, and Canada. Half are from 92 countries, where not more than three percent of all international applications are from each country (Table 5-3).

Table 5-3: Number and Percent of International Applications by Country

Country of Citizenship	All International Applications	
	Number	Percent
China	344	28.5
India	109	9.0
Brazil	50	4.1
Nepal	48	4.0
Canada	41	3.4
Nigeria	41	3.4
92 Countries	574	47.6
TOTAL	1,207	100.0%

Figure 5-3: Country of Citizenship of IFAS International Applications



- IFAS receives international applications for graduate programs (Master, Doctoral, and Graduate Certificate) from 69 countries.
- A little more than one third of international applications for graduate programs are from China and India.
- IFAS international applications for undergraduate programs (bachelor's degrees and undergraduate certificate programs) come from 74 countries.
- One third of all international applications for undergraduate programs are from China.

Table 5-4: International Applications for Graduate and Undergraduate Programs by Country

Country of Citizenship	Graduate (Master, Doctoral, Certificate)		Country of Citizenship	Undergraduate (Bachelor and Certificate)	
	Number	Percent		Number	Percent
China	169	26.2	China	175	34.6
India	73	11.3	India	33	6.5
Nepal	41	6.4	Cuba	26	5.1
Nigeria	38	5.9	Brazil	23	4.6
65 Countries	324	50.2	70 Countries	249	49.2
TOTAL	645	100.0%	TOTAL	506	100.0%

6. INTERNATIONAL STUDENTS

Each year, the International Center welcomes and assists students from around the world to help them make a smooth transition to student life at the University of Florida. The data reported here reflect UF's submission to the Open Doors Report to the US Department of State, Bureau of Educational, and Cultural Affairs.

Number of International Students Registered for Classes and OPT³

- 570 international students.
- 10% of all international students at UF.
- 54% are male and 46% are female.

- 570 international students from 73 countries.
- 10% of all international students (including OPT) are in IFAS.
- 447 international students enrolled in classes.
- 123 graduates of IFAS are registered in Optional Practical Training (OPT).
- 89% of all IFAS international students (including OPT) are enrolled in a graduate program.
- 54% of all IFAS international students are male, 46% are female.

Institute of Food and Agricultural Sciences

Non-OPT Students

- 447 students
- 12% of all (non-OPT) international students at UF.
- International students are from 68 countries, the majority from China and Brazil.
- 87% are enrolled in graduate programs (17% working toward a master's degree and 70% pursuing a doctoral degree).
- 12% are enrolled in a bachelor's degree program.
- 54% are male, 45% are female, .2% did not disclose gender.

OPT Students

- 123 Students
- 6% of all OPT students at UF.
- International OPT students are from 31 countries: 32% from China and 12% from Brazil.
- Of all OPT IFAS registered students, 94% have completed a graduate degree (10% a master's and 84% a doctorate).
- 6% of IFAS OPT students completed a bachelor's degree.
- 51% are male and 49% are female.

³ Optional Practical Training provides international students an opportunity to seek "temporary employment for practical training directly related to the student's major area of study." The student can use it during or after program completion. Pre-completion OPT is always part-time and can be used at any time during the degree program. Post-completion OPT is full-time and is granted only after graduation or completion of the degree program.

Figure 6-1: Number of IFAS International Students by Degree

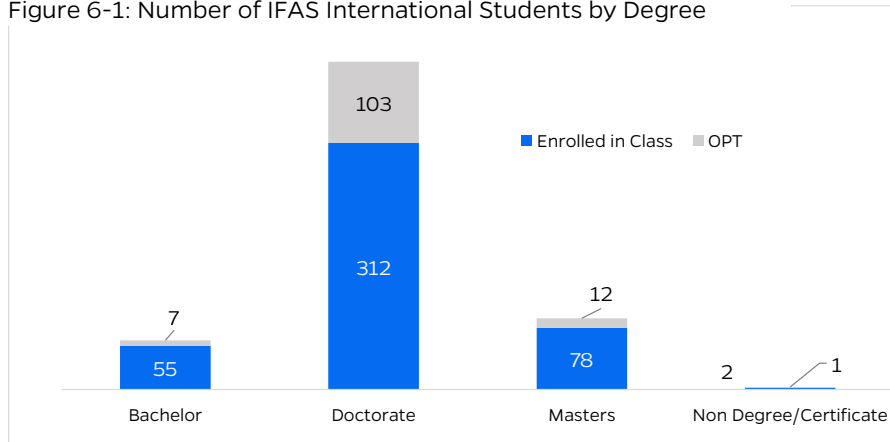


Table 6-1: UF International Students by College and Degree (Non- OPT).

College	Bachelor Degree		Graduate Degree		Non-Degree		Total	
	No.	%	No.	%	No.	%	No.	%
Arts	9	1.2	34	1.2	1	6.7	44	1.2
Business, Warrington College	139	18.8	153	5.3	1	6.7	293	8.1
Dentistry	-	-	5	0.2	-	-	5	0.1
Design, Construction and Planning	25	3.4	130	4.5	1	6.7	156	4.3
Education	9	1.2	100	3.5	1	6.7	110	3.0
Engineering, Herbert Wertheim	195	26.4	1,181	41.2	6	40.0	1,382	38.1
Health and Human Performance	46	6.2	55	1.9	-	-	101	2.8
Institute of Food and Agricultural Sciences	55	7.4	390	13.6	2	13.3	447	12.3
Journalism and Communications	51	6.9	40	1.4	-	-	91	2.5
Law, Levin College	-	-	15	0.5	-	-	22	0.6
Liberal Arts and Sciences	206	27.9	518	18.1	3	20.0	727	20.0
Medicine	-	-	72	2.5	-	-	72	2.0
Nursing	2	0.3	10	0.3	-	-	12	0.3
Pharmacy	-	-	65	2.3	-	-	65	1.8
Public Health and Health Professions	2	0.3	78	2.7	-	-	80	2.2
Veterinary Medicine	-	-	20	0.7	-	-	20	0.6
TOTAL	739	100%	2,866	100%	15	100%	3,627	100%

Table 6-2: OPT Students by College (Number and Percent)

College	Bachelor's Degree		Graduate Degree*		Total	
	No.	%	No.	%	No.	%
Arts	1	1.0	5	0.3	6	0.3
Business, Warrington College	20	20.4	194	10.3	214	10.8
Dentistry	-	-	-	-	-	-
Design, Construction and Planning	4	4.1	77	4.1	81	4.1
Education	-	-	14	0.7	14	0.7
Engineering, Herbert Wertheim	41	41.8	1,251	66.7	1,292	65.5
Health and Human Performance	2	2.0	16	0.9	18	0.9
Institute of Food and Agricultural Sciences	7	7.1	115	6.1	122	6.2
Journalism and Communications	9	9.2	5	0.3	14	0.7
Law, Levin College	-	-	20	1.1	20	1.0
Liberal Arts and Sciences	13	13.3	101	5.4	114	5.8
Medicine	-	-	30	1.6	30	1.5
Nursing	-	-	1	0.1	1	0.1
Pharmacy	-	-	26	1.4	26	1.3
Public Health and Health Professions	1	1.0	18	1.0	19	1.0
Veterinary Medicine	-	-	2	0.1	2	0.1
TOTAL	98	100%	1,875	100%	1,973*	100%

*Does not include 7 students enrolled in non-degree or certificate programs.

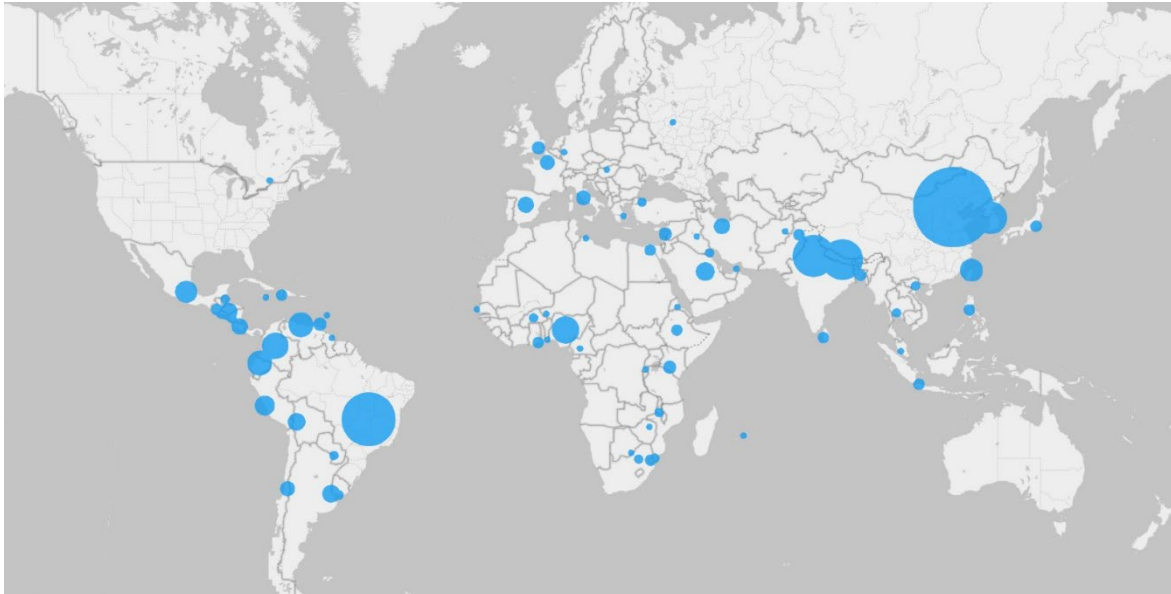
International Students: Home Country

- International IFAS students, including OPT, are from 73 countries.
- One quarter of all international students (including OPT) are from China (26%), 12% from Brazil, and seven percent each from India and Nepal. Not more than five percent of IFAS international students are from any single country.
- One third of IFAS international students are from Eastern and Southeastern Asia and one third from Latin America and the Caribbean (Table 6-3).

Table 6-3: Region of Citizenship (All Students)

Country of Citizenship	Non-OPT International Students		OPT International Students		All International Students	
	Number	Percent	Number	Percent	Number	Percent
Eastern and Southeastern Asia	150	33.6	46	37.4	196	34.4
Latin America and the Caribbean	150	33.6	36	29.3	186	32.6
Central and Southern Asia	73	16.3	21	17.1	94	16.5
Sub Saharan Africa	36	8.1	11	8.9	47	8.25
Europe	20	4.5	6	4.9	26	4.6
North Africa and Western Asia	17	3.8	3	2.4	20	3.5
North America	1	0.2	-	-	1	0.2
TOTAL	447	100%	123	100%	570	100%

Figure 6-2: Country of Citizenship of IFAS International Students (Including OPT)



7. STUDY ABROAD PROGRAMS

- 5 IFAS students participated in a study abroad program.
- Of all students who graduated, 150 or 8% of all IFAS students had at least one study abroad experience.
- Students travelled to Taiwan, Italy, and the UK.

For Study Abroad Services, the 2020-2021 Academic Year required endless planning for a multitude of logistical scenarios. The Study Abroad team spent a significant amount of time analyzing program feasibility and the financial implications of attempting to run programs during the pandemic. As expected, participation dramatically decreased over the past year, and only 276 were able to study abroad, with the majority of those students studying in Europe and Asia. We also saw an increase in virtual international

opportunities, with around 50 UF students participating in either a virtual international internship or program. This is a trend we expect to continue as more students look for financially accessible ways to internationalize their degree.

While the pandemic has certainly placed additional challenges on study abroad the past year, the overall trajectory of study abroad at UF over the past few decades has not faltered. The International Center expects to see more return to normalcy over the 2021-2022 academic year, and plans to continue diversifying study abroad programs, and the students who participate in them. Our plans for the upcoming year include greater outreach to underrepresented students and an increase in programming to non-traditional destinations. And as we move forward in years to come, UF Study Abroad Services plans to continue the mission of providing transformative global learning opportunities that challenge students to embrace differences and foster the intercultural competency to succeed in today’s interconnected world.

Study Abroad by College

- With ongoing Covid 19 travel concerns, only five students participated in a study abroad. Pre pandemic, the number of study abroad students from IFAS was substantial higher (192 in 2018, pre-covid).
- Two percent of all study abroad students are from IFAS (Table 7-1).

Table 7-1: Number of Students who Participated in Study Abroad by College

College	Number of Study Abroad Students	Percent of All UF Study Abroad Students
Arts	2	0.7
Business, Warrington College	75	27.2
Design, Construction and Planning	16	5.8
Education	5	1.8
Engineering, Herbert Wertheim College	34	12.3
Health and Human Performance	7	2.5
Institute of Food and Agricultural Sciences	5	1.8

College	Number of Study Abroad Students	Percent of All UF Study Abroad Students
Journalism and Communications	16	5.8
Law, Levin College	1	0.4
Liberal Arts and Sciences	91	33.0
Nursing	1	0.4
Pharmacy	1	0.4
Public Health and Health Professions	2	0.7
Other	20	7.2
TOTAL	276	100%

- All IFAS students participated in a traditional study abroad experience of classroom learning with accompanying travel and tours.

Table 7-2: Type of Study Abroad Program by College

College	Traditional	Percent of Students			Total Number of Students
		Work Internship	Research Fieldwork	Independent Study	
Arts	2				2
Business, Warrington College	45	30			75
Design, Construction and Planning	16				16
Education	5				5
Engineering, Herbert Wertheim College	24		10		34
Health and Human Performance	5	1		1	7
Institute of Food and Agricultural Sciences	5				5
Journalism and Communications	15	1			16
Law, Levin College	1				1
Liberal Arts and Sciences	81	9	1		91
Nursing	1				1
Pharmacy				1	1
Public Health and Health Professions	1		1		2
Not reported	8	12			20
PERCENT	75.7%	19.2%	4.4%	0.7%	100%
TOTAL NUMBER OF STUDENTS	209	53	12	2	276

- Study abroad students travelled to Taiwan, Italy, and the UK.

Table 7-3: Study Abroad by Region (Percent of College to Destination)

College (Number of Students)	Europe	Eastern and Southeastern Asia	Latin America and the Caribbean	North Africa and Western Asia	Central and Southern Asia	Sub Saharan Africa
Arts (2)	50%	50%	-	-	-	-
Business, Warrington (75)	53.3%	42.7%	1.3%	2.7%	-	-
Design, Construction and Planning (16)	100%	-	-	-	-	-
Education (5)	-	100%	-	-	-	-
Engineering, Herbert Wertheim College (34)	82.4%	8.8%	-	2.9%	5.9	-
Health and Human Performance (7)	28.6%	71.4%	-	-	-	-
Institute of Food and Agricultural Sciences (5)	40%	60%	-	-	-	-
Journalism and Communications (16)	31.3%	68.7%	-	-	-	-
Law, Levin College (1)	-	-	-	-	-	100%
Liberal Arts and Sciences (91)	59.3%	26.4%	6.6%	3.3%	4.4%	-
Nursing (1)	100%	-	-	-	-	-
Pharmacy (1)	100%	-	-	-	-	-
Public Health and Health Professions (2)	100%	-	-	-	-	-
Not reported (20)	50%	40%	5%	5%	-	-
PERCENT	58.7%	33.3%	2.9%	2.5%	2.2%	0.4%
TOTAL NUMBER OF STUDENTS	162	92	8	7	6	1

Graduating Students and Study Abroad

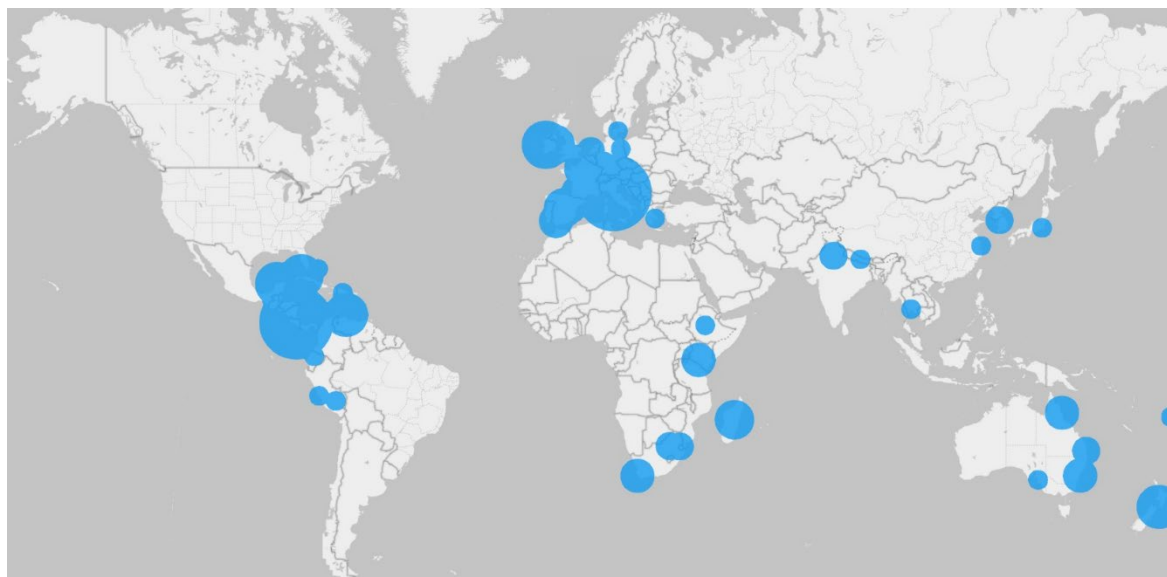
- In the 2020/21 Academic Year, 1,824 students graduated from all IFAS programs. Of those, 150 or 8% of all IFAS had participated in at least one study abroad program during their time at UF.
- Of the 150 students who had at least one study abroad experience, 81% were undergraduates, 12% graduated with a master’s degree, and 7% with a doctorate.
- 10% of all IFAS undergraduates, 6% of IFAS master’s students, and 5% of IFAS doctoral students had at least one study abroad experience prior to graduation (Table 7-4).

Table 7-4: Number and Percent of IFAS Students who Studied Abroad by Academic Level

Academic Degree	Number who Studied Abroad	Number of all Graduating Students in the College	Percent of All Students who Studied Abroad
Bachelor’s	122	1,284	9.5
Master’s	10	159	6.3
Doctoral	18	381	4.7
TOTAL	150	1,824	8.2

- Students who graduated from IFAS in the 2020/2021 Academic Year and had a study abroad experience, travelled to 34 countries.
- Half of the study abroad trips were to five countries – Italy, Costa Rica, France, Ireland, and Australia.

Figure 7-1: Study Abroad Destinations of IFAS Graduating Students



8. INTERNATIONAL CENTER PROGRAMS

Programs to Support Faculty, Staff, and Students

Engaging with faculty, staff, and students is a key area of strategic importance to the University of Florida and has been a priority in our roadmap to preeminence. The International Center invests in cross cutting programs to support internationalization efforts including research, student experiences, leadership development, and promoting meaningful partnerships to universities abroad.

- Two IFAS faculty awarded a Global Fellowship (\$12,000).
- One faculty received a stipend and participated in the Global Learning Institute (\$5,000).
- One faculty received a stipend and participated in Virtual Exchange Training (\$500).
- 42 IFAS students and 23 partner university students enrolled in a UF course with a Virtual Exchange module.
- Two faculty and staff received funding to attend an event to support global and intercultural competence (\$390).
- 31 faculty, staff, and students attended a Fulbright event.
- 77 undergraduate students enrolled in the International Scholars Program.
- 9 students graduated with an International Scholars Medallion.

2020 Institute of Food and Agricultural Sciences International Educators of the Year

- **Senior Faculty Award:** Jose Dubeux, Professor, Forage Agronomy, North Florida Research and Education Center
- **Senior Faculty Award:** Victor William Harris Associate Professor and Extension Specialist, Family, Youth and Community Sciences
- **Junior Faculty Award:** James (J.C.) Bunch Assistant Professor and Graduate Coordinator, Agricultural Education and Communication Department

Global Fellows Program

The International Center provides junior faculty with a \$5,000 Global Fellows stipend to pursue international and/or cross-cultural research. The program provides an additional \$1,000 stipend to a faculty who serves as a mentor to the Global Fellow.

Institute of Food and Agricultural Research (\$12,000)

Fellows:

- Angela Gonella Diaza, Assistant Professor, Animal Science, North Florida Research and Education Center
- Maira Emy Reimão, Assistant Professor, Food and Resource Economics

Mentors:

- Kathleen Colverson, Associate Research Scientist, Animal Science
- Nicolas Di Lorenzo, Animal Science, North Florida Research and Education Center

Global Learning Institute

The Office of Global Learning at the International Center supports faculty in their course internationalization efforts. The Global Learning Institute is a semester-long program where faculty learn about internationalization models, campus resources, and teaching methods to support global learning. The program reinforces professional development at UF by creating interdisciplinary learning communities and by expanding the teaching toolkit of our faculty.

Institute of Food and Agricultural Research (\$5,000)

- Samuel Martins, Assistant Professor, Plant Pathology

Virtual Exchange Training

Through virtual exchange, faculty can connect their UF classes with students and faculty abroad to collaborate on assignments, acquire global perspectives on a given discipline, and develop intercultural competence skills. The International Center Office of Global Learning provides training and seed funding to help faculty design and incorporate virtual international content and communication activities into existing courses.

Institute of Food and Agricultural Research (\$500)

- Stacey Ellison, Associate State Program Leader & Extension agent 4H Youth Development Program

Virtual Exchange Courses

- 42 IFAS students and 23 partner university students enrolled in an IFAS course with a Virtual Exchange module.

Table 8-1: Number of Students in Virtual Exchange by College

College/Unit	Number of UF Students	Number of Partner Students
Business, Warrington College	63	15
Center for Latin American Studies	9	6
Health and Human Performance	102	25
Institute of Food and Agricultural Sciences	42	23
Liberal Arts and Sciences	404	108
Public Health and Health Professions	108	32
TOTAL	728	209

Initiatives to Support Global and Intercultural Competence

UFIC Office of Global Learning provides funding for faculty and staff to attend workshops, conferences, webinars, and training opportunities focused on global learning, intercultural competence, integrative learning, and adoption of high-impact educational practices. During the 2020/2021 academic year, travel was restricted and therefore all the awards supported virtual attendance at conferences.

Table 8-2: Awards to Support Global and Intercultural Competence

College/Unit	Number of Awards	Amount
Health and Human Performance	1	190.00
Institute of Food and Agricultural Sciences	2	390.00
Liberal Arts and Sciences	2	345.00
One Health Center of Excellence	2	390.00
Public Health and Health Professions	1	190.00
	TOTAL	8
		\$1,505.00

UF Fulbright Events

The Fulbright Scholars program is sponsored by the U.S. Department of State's Bureau of Educational and Cultural Affairs. Founded in 1946, the programs mission is to improve intercultural relations and cultural diplomacy between the United States and other countries around the world. At UF, the Fulbright program works with a large set of collaborating partners across campus. The International Center coordinates and hosts events to promote the Fulbright experience. During the 2020/2021 academic year, the International Center co-sponsored five virtual events attended by 145 faculty, students, and staff from almost every college at UF.

Table 8-3: Attendance at UF Fulbright Events

Event	Number Attended
Virtual Welcome & Networking Reception	35
My Fulbright Experiences and Impacts with Dr. Muthusami Kumaran	35
How to Prepare a Successful US Scholar Fulbright Application	29
Managing Fulbright Recruitment and Retention	26
US Fulbright Scholar Informational Session	20
	TOTAL
	145

Table 8-4: Attendance at Fulbright Events by College and Unit

College/Unit	Number Attended
Liberal Arts and Sciences	34
Institute of Food and Agricultural Sciences	31
UF International Center	23
UF Administration	10
Guests of UF	9
Education	8
Arts	7
Herbert Wertheim College of Engineering	6
Health and Human Performance	5
Medicine	4
Levin College of Law	2
Warrington College of Business	2
Design, Construction and Planning	1
FLMNH	1
Nursing	1
Public Health and Health Professions	1
TOTAL	145

International Scholars Program

The International Scholars Program (ISP) is a commencement medallion program open to all undergraduate students. ISP allows students to develop a global mindset and acquire in-demand skills by integrating international coursework, interdisciplinary perspectives, digital literacy, and experiential learning opportunities. To graduate with the International Scholars designation, the student must meet four requirements:

1. Four courses of international themed coursework
 2. One international experience (e.g., study abroad) or two semesters of a foreign language
 3. Be engaged in the various international campus life programs available throughout the year
 4. The student must complete the capstone *e*-portfolio program that features their accomplishments at UF and abroad in an online forum
- 77 IFAS students are enrolled in the International Scholars Program
 - 9 IFAS students graduated with an ISP designation.

Table 8-5: International Scholars Program by College

College/Unit	International Scholars Enrolled		International Scholars Graduated	
	Total Enrolled	Percent	Total Graduated	Percent
Arts	15	2.1	3	3.3
Business, Warrington College	58	8.1	7	7.6
Design, Construction and Planning	19	2.7	1	1.1
Education	3	0.4	0	0
Engineering, Herbert Wertheim College	47	6.6	1	1.1
Health and Human Performance	1	0.1	0	0
Institute of Food and Agricultural Sciences	77	10.8	9	9.8
Journalism and Communications	30	4.2	6	6.5
Liberal Arts and Sciences	438	61.3	59	64.1
Nursing	7	1.0	1	1.1
Public Health and Health Professions	20	2.8	5	5.4
TOTAL	715	100%	92	100%

9. TRAVEL REGISTRY

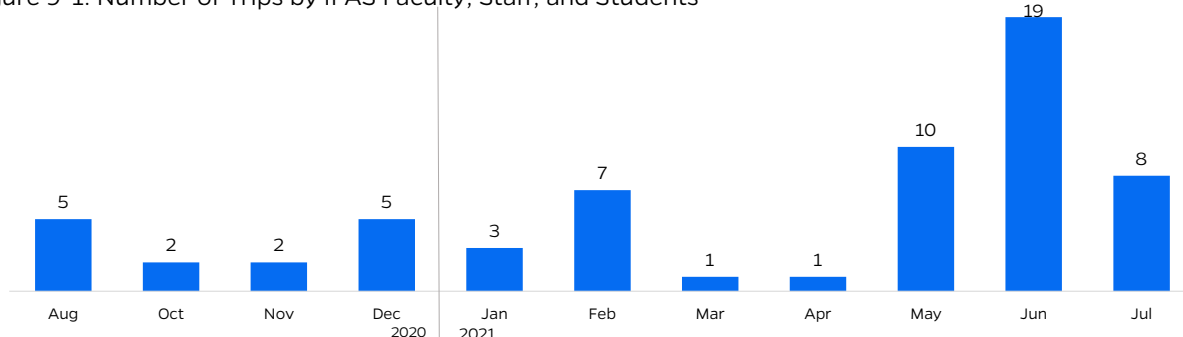
- IFAS faculty, students, and staff made 63 trips.
- Faculty, staff, students, and alumni travelled to 31 countries.
- 87% all trips were to support research.
- 32 trips were by faculty, 26 by students, and 3 by staff.

University of Florida faculty, staff, and researchers travel internationally as part of their official UF duties. For example, they may travel to attend conferences, collect field data, engage in outreach activities, collaborate with partners, participate in meetings, recruit students, etc. Prior to Covid, the number of trips on behalf of UF ranged from four to five thousand each year. Due to a full year of Covid-19 restrictions, the number of trips by UF faculty, staff, and students

dropped significantly and UF's travel fell to 329 trips. As in previous years, more than fifty percent of all travel is in May, June, and July (Figure 9-1). In 2018/19 pre covid UF faculty, staff, and students accounted for over 4,000 trips.

- 63 trips by IFAS faculty and students.
- In 2018/19 pre-covid, IFAS accounted for 950 trips, 22% of all trips on behalf of UF.

Figure 9-1: Number of Trips by IFAS Faculty, Staff, and Students



Travel by College/Unit

- 19% of all trips by IFAS, Faculty, students, and staff.

Table 9-1: Travel by College and Unit

College/Unit	Number	Percent of Total
Liberal Arts and Sciences	108	32.3
Institute of Food and Agricultural Sciences	63	18.9
Herbert Wertheim College of Engineering	28	8.4
Medicine	28	8.4
Type One Centers	18	5.4
Public Health and Health Professions	16	4.8
Florida Museum of Natural History	16	4.8

College/Unit	Number	Percent of Total
Arts	13	3.9
UF Administration	12	3.6
Veterinary Medicine	12	3.6
Education	5	1.5
Design, Construction and Planning	3	0.9
Warrington College of Business	3	0.9
Pharmacy	3	0.9
Not Reported	3	0.9
Health and Human Performance	2	0.6
Nursing	1	0.3
TOTAL	334	100%

IFAS Trip Profile

- 51% of all trips are by faculty; 5% by staff.
- 41% trips by students.
- 97% of all trips were to support UF research efforts.
- Of all faculty trips, 81% to support research.
- Of all trips by IFAS student, 96% for research.

Figure 9-2: Who is Travelling?

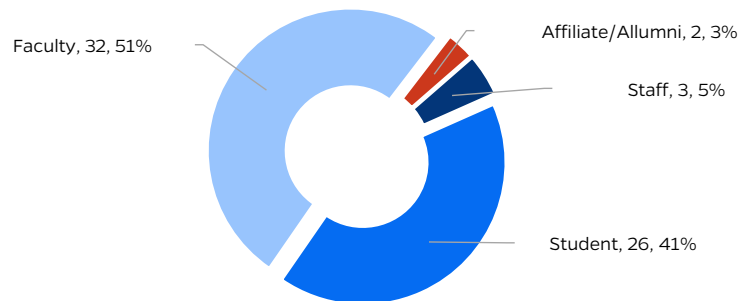


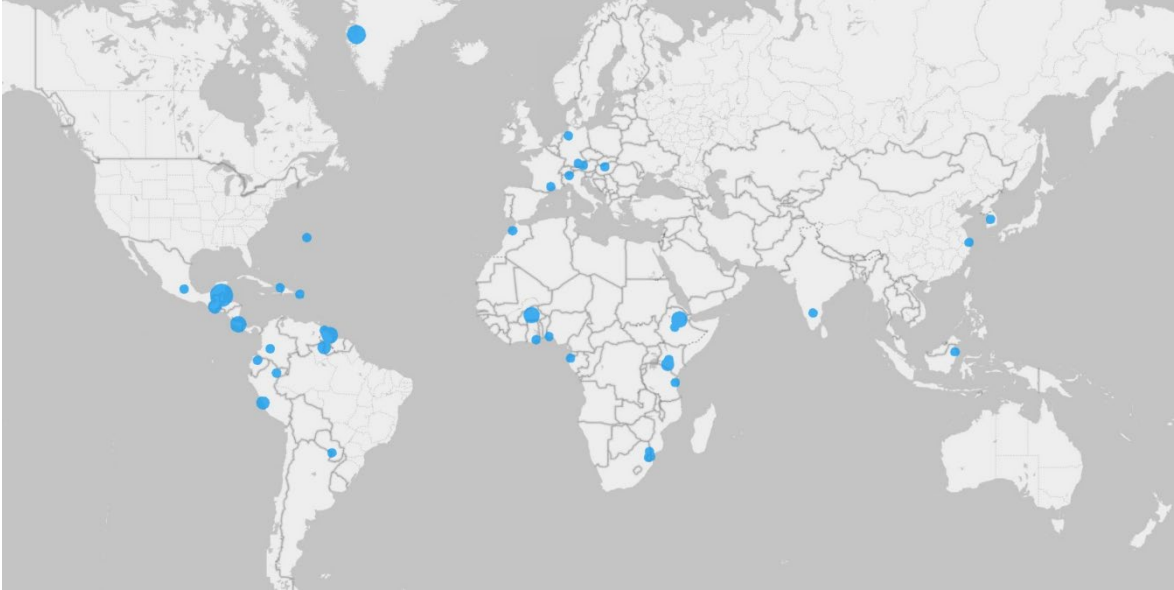
Table 9-2: Travel Purpose by Role at UF

Purpose of Travel	Faculty	Staff	Students	Alumni Affiliates	Total	Percent of Total
Research	26	2	25	2	55	87.3
Conference	2	-	-	-	2	3.2
Coursework and Training	-	-	1	-	1	1.6
Partnership Development	3	-	-	-	3	4.8
Technical Assistance, Outreach, Medical Missions	1	-	-	-	1	1.6
Other	-	1	-	-	1	1.6
TOTAL	32	3	26	2	63	100.0%

Destination of Travel

- IFAS faculty, staff, students, and affiliates traveled to 31 countries.
- The most frequent destinations were to Belize and Guyana.

Figure 9-3: International Travel Destinations by IFAS Faculty, Staff, Students, and Others



10. UF INTERNATIONAL ALUMNI

The University of Florida supports a large alumnus of more than 450,000 former students. Because UF has a sizeable number of international students and the university’s reputation is global, UF’s graduates extend the gator nation worldwide. Tracking graduates is a challenge and the summary presented here cannot be comprehensive. The accuracy of tracking where UFs graduates live is a function of the strength of each of our college’s alumni network. As a result, some colleges can report proportionately larger numbers than those reflected by graduation data. Additionally, some colleges have a larger percentage of international students and therefore, their international alumni reflect that enrollment trend.

- The UF Alumni Association reports on 1,180 IFAS alumni living outside of the U.S.
- 13% of all international alumni (recorded) have graduated from IFAS.
- IFAS alumni live in 109 countries. The largest majority live in Brazil (9%).
- Of international alumni data, 81% graduated with a graduate or professional degree and 19% with a bachelor's degree.

The summary documents both UF’s international students who may have returned to their home country after graduation and U.S. students who work and live abroad.

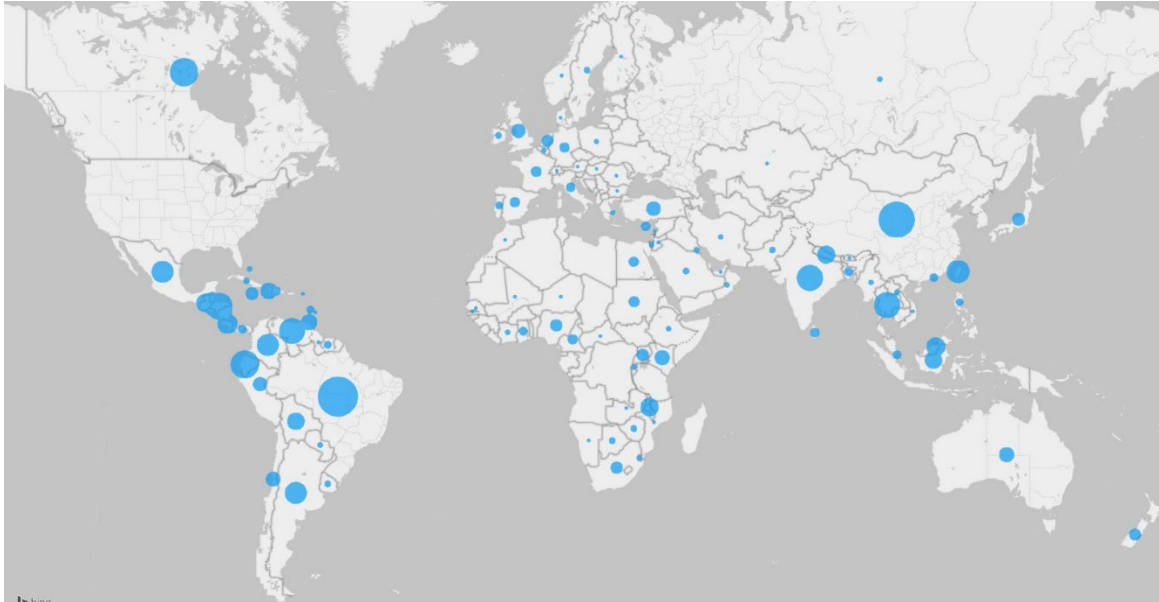
- The Institute of Food and Agricultural Sciences reports on 1,180, or 13% of all international alumni.

Table 10-1: Number and Percent of International Alumni by College

College/Unit	Number	Percent of Total
Herbert Wertheim College of Engineering	3,441	36.9
Liberal Arts and Sciences	1,275	13.7
Warrington College of Business	1,230	13.2
Institute of Food and Agricultural Sciences	1,180	12.7
Pharmacy	338	3.6
Levin College of Law	323	3.5
Design, Construction and Planning	311	3.3
Journalism and Communications	311	3.3
Education	225	2.4
Public Health and Health Professions	212	2.3
Health and Human Performance	168	1.8
Arts	120	1.3
Medicine	74	0.8
Veterinary Medicine	48	0.5
Dentistry	19	0.2
Nursing	17	0.2
Not Reported	23	0.2
TOTAL	9,315	100%

- The majority (9%) of IFAS alumni live in Brazil and a substantial number (7%) live in China.
- 84% of international alumni live in 107 different countries where not more than five percent of alumni live in each country.

Figure 10-1: Location of IFAS International Alumni



11. APPENDIX: IFAS INTERNATIONAL MOUS

Institution	Country	UF Academic Manager	Type	Termination Date
Adnan Menderes University	Turkey	Momol,Esen	Cooperative	7/26/2021
Alta Scuola Politecnica	Italy	Capua,Ilaria	Cooperative	10/7/2025
American Farm School	Greece	Koehler,Phil	Cooperative	3/13/2024
An Giang University	Vietnam	Kati,Migliaccio	Cooperative	1/30/2023
Brazilian Institute of Development and Sustainability	Brazil	Larkin,Sherry	Cooperative	1/26/2026
Caribbean Regional Fisheries Mechanism	Belize	Sidman,Charles	Cooperative	8/4/2021
Central University of Gujarat	India	Ogram,Andy	Cooperative	5/22/2022
Centre for Wildlife Studies	India	Oli,Madan K.	Cooperative	7/11/2023
Centre of Competence for Innovation in the Agro-Environmental Field of the University of Torino	Italy	Capua,Ilaria	Cooperative	2/23/2025
Centro Zamorano de Biodiversidad, Escuela Agrícola Panamericana	Honduras	Gomez,Celina	Cooperative	10/19/2025
China Three Gorges University	China	Li,Yuncong	Cooperative	10/23/2021
Chungbuk National University	South Korea	Lee,Seonghee	Cooperative	10/19/2025
Chungnam National University	South Korea	Lee,Wonsuk "Daniel"	Cooperative	3/25/2024
Cranfield University	United Kingdom	Koenig,Rose	Cooperative	7/31/2021
Cyprus University of Technology	Cyprus	Rowland,Diane	Cooperative	12/7/2023
Ecole d'Ingénieurs de Purpan	France	Wysocki,Allen	Reciprocal	3/9/2025
Empresa Brasileira de Pesquisa Agropecuária	Brazil	Sargent,Steven	Cooperative	3/31/2019
Environment and Plant Protection Institute & Chinese Academy of Tropical Agricultural Sciences	China	He,Zhenli	Cooperative	10/17/2022
Escuela de Agricultura de la Region Tropical Humeda	Costa Rica	Wysocki ,Allen	Cooperative	7/10/2023
Escuela Superior Politécnica de Chimborazo	Ecuador	Hodges,Amanda	Cooperative	4/29/2024
Escuela Superior Politécnica del Litoral	Ecuador	Haman,Dorota	Cooperative	9/13/2021
European Organization for Nuclear Research	Switzerland	Capua,Ilaria	Cooperative	10/19/2025
Federal University of Sergipe	Brazil	Sargent,Steven	Cooperative	10/20/2021
Friends For Conservation and Development	Belize	Giuliano,William M.	Cooperative	10/1/2023
Fujian Agriculture and Forestry University	China	Wysocki,Allen	Cooperative	1/24/2026
Fundação Pro-TAMAR	Brazil	Bjorndal,Karen A.	Cooperative	11/29/2019
Graduate School Production Ecology and Resource Conservation (PE&RC) Wageningen University, the Netherlands	Netherlands	Rowland,Diane	Cooperative	5/15/2022

Institution	Country	UF Academic Manager	Type	Termination Date
GYEONGSANG NATIONAL UNIVERSITY	South Korea	Rowland,Diane	Cooperative	8/4/2022
Hainan University	China	Wysocki ,Allen	Cooperative	3/28/2022
Hainan University (2+1+1)	China	Wysocki ,Allen	2+1+1	5/23/2022
Hainan University (3+1+1)	China	Wysocki,Allen	3+1+1	5/23/2022
Haramaya University	Ethiopia	Adesogan,Adegbola	Cooperative	1/18/2023
Harper Adams University	United Kingdom	Estrada,James	Cooperative	9/23/2025
HAS University of Applied Sciences	Netherlands	Wysocki,Allen	Reciprocal	2/18/2024
Helmholtz-Zentrum fur Umweltforschung GmbH, Purdue University, Technische Universitaet Dresden	Germany	Jawitz,James	Cooperative	9/17/2025
Higher Institute of Biotechnology of Sidi Thabet	Tunisia	Jones,Jeff	Cooperative	2/6/2024
Hochschule Osnabrück	Germany	Kiker,Gregory A.	Reciprocal	8/31/2023
Hualan Design (Group) Co., Ltd	China	Gao,Bin	Cooperative	8/22/2022
Institut National de la Recherche Agronomique	Guadeloupe	Rowland,Diane	Cooperative	10/30/2022
Institute for Scientific Interchange	Italy	Capua,Ilaria	Cooperative	5/4/2025
Institute of Microbiology, Czech Academy of Sciences	Czech Republic	Hulcr,Jiri	Cooperative	6/28/2021
Instituto de Cultivos Tropicales	Peru	He,Zhenli	Cooperative	3/8/2024
Instituto Federal Goiano	Brazil	Vendrame,Wagner	Cooperative	3/2/2022
Instituto Nacional de Biodiversidad	Ecuador	Kane,Michael	Cooperative	8/1/2022
Inversiones El Tijo de Oro	Costa Rica	Moore,Kimberly	Cooperative	8/31/2022
ISARA-Lyon	France	Rowland,Diane	Cooperative	1/23/2024
Jardin Botanico de Quito	Ecuador	Kane,Michael	Cooperative	3/27/2021
King Mongkut's University of Technology Thonburi	Thailand	Simonne,Amy	Cooperative	2/19/2023
Lignum Vitae - Bahamas 4-H Program	Bahamas	Boston,Marcus	Cooperative	1/31/2022
Malawi Department of Fisheries	Malawi	Reddy,Ramesh	Cooperative	8/13/2024
Nanjing Agricultural University	China	Wysocki,Allen F.	Cooperative	11/27/2023
Nanjing Agricultural University (2+1+1)	China	Wysocki,Allen	2+1+1	11/28/2023
National Banana Corporation	Costa Rica	Ploetz,Randy	Cooperative	3/2/2022
People's Institute of Science	India	Estrada,James	Cooperative	10/1/2024
Plant Health Research Institute (Instituto de Investigaciones de Sanidad Vegetal)	Cuba	Carton de Grammont Lara,Paloma	Cooperative	9/9/2021
Polytechnic University of Valencia	Spain	Dittmar,Peter	Cooperative	9/22/2024
Pontificia Universidad Catolica de Chile	Chile	Ozores-Hampton,Monica	Cooperative	12/19/2022
Poznan University of Life Sciences (fka: The August Cieszkowski Agricultural University of Poznan)	Poland	Wright,David	Cooperative	5/24/2026
Professor Jayashankar Telangana State Agricultural University	India	Reddy,Ramesh	Cooperative	9/6/2024
Public University of Navarra	Spain	Muñoz-Carpena,Rafael	Cooperative	7/25/2023
Seoul National University	South Korea	Lee,Wonsuk "Daniel"	Cooperative	2/15/2023
State University of Maringá	Brazil	Zotarelli,Lincoln	Cooperative	11/3/2020

Institution	Country	UF Academic Manager	Type	Termination Date
The Belize Zoo and Tropical Education Center	Belize	Giuliano,William M.	Cooperative	10/1/2023
The Corporación Colombiana de Investigación Agropecuaria Corpoica	Colombia	Colverson,Kathleen Earl	Cooperative	11/30/2022
The Hebrew University of Jerusalem	Israel	Rowland,Diane	Cooperative	4/11/2022
The International Institute of Tropical Agriculture	Nigeria	Rowland,Diane	Cooperative	5/15/2023
Trent University	Canada	Ma,Lena	Cooperative	12/11/2023
Universidad Agraria Del Ecuador	Ecuador	Hodges,Amanda	Cooperative	11/13/2024
Universidad de Córdoba	Spain	Munoz-Carpena,Rafael	Cooperative	2/19/2023
Universidad de la Habana	Cuba	Royce,Frederick	Cooperative	11/3/2020
Universidad de La Plata	Argentina	DiLorenzo ,Nicolas	Cooperative	8/25/2025
Universidad del Valle	Colombia	Eric,McLamore	Cooperative	3/16/2022
Universidad Estatal del sur de Manabi	Ecuador	Hartmann,Marta	Cooperative	10/12/2021
Universidad Nacional del Litoral	Argentina	DiLorenzo,Nicolas	Cooperative	11/13/2024
Universidad San Francisco de Quito	Ecuador	Hellgren,Eric C	Cooperative	9/15/2021
Universidade de Sao Paulo - Faculdade de Zootecnia Engenharia de Alimentos	Brazil	Vendramini,Joao	Cooperative	5/12/2021
Universidade Estadual De Santa Cruz	Brazil	He,Zhenli	Cooperative	12/7/2023
Universidade Federal de Pelotas	Brazil	Sargent,Steven A.	Cooperative	3/13/2020
Universidade Federal de Santa Maria	Brazil	Swisher,Marilyn	Cooperative	2/19/2024
Universidade Federal de Viçosa	Brazil	Resende,Marcio	Cooperative	8/23/2016
Universidade Regional de Blumenau	Brazil	Cuda,James	Cooperative	4/30/2022
Università Commerciale Luigi Bocconi	Italy	Capua,Ilaria	Cooperative	9/3/2025
Università Degli Studi Di Palermo	Italy	Wysocki,Allen	Cooperative	6/30/2023
University of Belgrade	Serbia	Jones,Jeffery	Cooperative	4/16/2023
University of Curacao Dr. Moises da Costa Gomez	Curaçao	Culen,Gerald	Cooperative	3/3/2022
University of Jaén	Spain	Munoz-Carpena,Rafael	Cooperative	2/1/2026
University of Nariño	Colombia	Elzo,Mauricio A.	Cooperative	5/21/2023
University of Natural Resources and Life Sciences	Austria	Wysocki,Allen	Reciprocal	5/28/2023
University of Roraima	Brazil	Vendrame,Wagner	Cooperative	8/17/2023
University of South Australia	Australia	Stein,Taylor	Cooperative	9/29/2021
University of State of Mato Grosso Foundation	Brazil	Buschbacher,Robert	Cooperative	11/4/2020
University of Swaziland	Swaziland	McCleery,Robert	Cooperative	7/30/2022
Vidya Bhawan Society	India	Estrada,James	Cooperative	10/1/2024
WWF-Brazil	Brazil	Buschbacher,Robert	Cooperative	1/17/2022

Office for Global Research Engagement

1765 Stadium Road, The Hub

Gainesville, FL 32611

(352) 273-1521

internationalcenter.ufl.edu