



UF Health

2020 – 2021 REPORT OF INTERNATIONAL ACTIVITY

University of Florida International Center
Office for Global Research Engagement

Supporting Faculty to Build Partnerships Globally

University of Florida International Center

The **OFFICE FOR GLOBAL RESEARCH ENGAGEMENT (OGRE)** facilitates international research to increase UF's global presence. OGRE supports faculty to advance international research at UF and around the world.

In pursuit of international research excellence, our role is to:

- **INTRODUCE** faculty new to international research to active university networks and experienced mentors.
- **CONNECT** faculty, students, and staff with those who share research interests and are interested in working in similar countries or regions.
- **FOSTER** research networks for internationally focused communities of practice.
- **EXPAND** UF's knowledge and capacity in working in international venues.
- **ASSIST** faculty, students, and staff in identifying sponsored research opportunities and programs.
- **FACILITATE** the process of navigating the UF administrative process for conducting international research.
- **SUPPORT** Fulbright visiting scholars at UF, and UF scholars traveling abroad.

For more information: JulieFes@ufic.ufl.edu and <https://www.internationalcenter.ufl.edu>

SUPPORTING FACULTY TO BUILD PARTNERSHIPS GLOBALLY



2020/2021

Report of International Activity

UF Health Sciences

Table of Contents

List of Figures	ii
List of Tables	ii
1. Introduction.....	1
2. International Memoranda of Understanding (MOU).....	3
UF Health International MOUs.....	3
3. UF’s Global Research Footprint.....	7
Institutional Review Boards (IRB): An Indicator of Global Research Capacity.....	7
Exempt Approved and Approved IRB Studies.....	8
IRB Studies by College	8
Number of IRB Studies by Region and Country.....	9
4. International Visiting Scholars.....	10
International Visiting Scholars by College.....	11
Category of International Visiting Scholars.....	11
Country of Citizenship of International Visiting Scholars	12
5. International Student Applications.....	13
International Applications by Type of Program.....	13
International Applications by College	13
Student Profile	14
International Applications by Country of Citizenship.....	14
6. International Students.....	17
Number of International Students Registered for Classes and OPT	17
UF Health International Students: Home Country	19
7. Study Abroad Programs	21
Study Abroad by College.....	21
Study Abroad Student Profile.....	22
Graduating Students and Study Abroad	23
Study Abroad Destinations	24
8. International Center Programs.....	25
Programs to Support Faculty, Staff, and Students	25
2020 UF Health International Educators of the Year	25
Global Fellows Program.....	26
Global Learning Institute	26
Virtual Exchange Training	26
Virtual Exchange Courses	27
Initiatives to Support Global and Intercultural Competence	27
UF Fulbright Events.....	27
International Scholars Program	28

9. Travel Registry	30
Travel by College/Unit	30
UF Health Trip Profile	31
Destination of Travel	32
10. International Alumni.....	33
11. Appendix: UF Health Sciences International MOUs.....	35
Dentistry	35
Emerging Pathogens Institute (EPI)	35
Medicine.....	35
Nursing	36
Pharmacy	36
Public Health and Health Professions (PHHP)	36
Veterinary Medicine	36

List of Figures

Figure 2-1: UF Health International MOUs 2017-2021	3
Figure 2-2: UF Health Sciences International MOUs	4
Figure 2-3: UF Health Sciences International MOUs	5
Figure 3-1: Number of UF Health Sciences International IRB Studies by Region.....	9
Figure 3-2: UF Health Sciences IRB Studies by Country.....	9
Figure 4-1: Number of Visiting Scholars by Year (UF Health Sciences).....	10
Figure 4-2: International Visiting Scholars Hosted by UF Health Sciences.....	12
Figure 5-1: International Student Applications by Degree.....	13
Figure 5-2: Female to Male Ration by Degree Type	14
Figure 5-3: Country of Citizenship of UF Health International Applications.....	16
Figure 6-1: Number of International Students by College	18
Figure 6-2: Country of Citizenship of UF Health International Students (Including OPT)	20
Figure 7-1: Study Abroad Destinations of UF Health Graduating Students	24
Figure 9-1: Number of Trips by UF Health Faculty, Staff, Students, and Affiliates	30
Figure 9-2: Who is Travelling?.....	31
Figure 9-3: Purpose of Travel.....	31
Figure 9-4: International Travel Destinations by UF Health Faculty, Staff, Students, and Others.....	32
Figure 10-1: Location of UF Health Alumni.....	34

List of Tables

Table 2-1: Number of Agreements by College/Unit.....	4
Table 2-2: Geographic Diversity of Agreements by College/Unit	5
Table 3-1: Number and Percent of IRB Protocols.....	8
Table 4-1: International Visiting Scholars by College.....	11
Table 4-2: International Scholars Hosted by UF Health	11
Table 5-1: Number and Percent of International Applications to UF Health by Degree	13
Table 5-2: International Applications (Number and Percent) by College	14
Table 5-3: Applications from Top three Countries by College	15
Table 6-1: UF International Students by College and Degree (Non-OPT).	18
Table 6-2: OPT Students by College (Number and Percent)	19
Table 6-3: Region of Citizenship (All Students).....	19

Table 6-4: Country of Citizenship by College	20
Table 7-1: Number of Students who Participated in Study Abroad by College	22
Table 7-2: Type of Study Abroad Program by College	22
Table 7-3: Number and Percent of Students who Studied Abroad by Academic Level.....	23
Table 7-4: Number of Study Abroad and Percentage of College Graduates	24
Table 8-1: Number of Students in Virtual Exchange by College	27
Table 8-2: Awards to Support Global and Intercultural Competence.....	27
Table 8-3: Attendance at UF Fulbright Events.....	28
Table 8-4: Attendance at Fulbright Events by College and Unit.....	28
Table 8-5: International Scholars Program by College	29
Table 9-1: Travel by College and Unit	30
Table 9-2: Travel Purpose by Role at UF	32
Table 10-1: Number and Percent of Alumni by College	33
Table 10-2: International Alumni by College	34

1. INTRODUCTION

In the 2020/2021 academic year, the University of Florida (UF) continued to pursue its mission of education excellence while facing the greater challenges of a global pandemic. While classes resumed and faculty, staff, and students adapted to changing conditions, the International Center found new and innovative ways to support our international programs and serve our global community. Throughout, we continued to serve UF's broader global mission and are proud to be a leader in fostering international understanding and developing a network of students and scholars at home and around the world.

This report documents international activity at the University of Florida. The 2020/2021 update presents the global footprint for the UF Health Sciences Center for the academic year. Similar to past reports, the data summarize a considerable volume of international activity, and continues to be testimony to the university's and UF Health Sciences' commitment to international research, education, and international exchange. The data for this report summarize activity in the following six UF Health colleges and one institute:

- College of Dentistry
- College of Medicine (COM)
- College of Nursing
- College of Pharmacy
- College of Public Health and Health Professions (PHEP)
- College of Veterinary Medicine (VetMed)
- Emerging Pathogens Institute

UF Health Sciences

- 42 International MOUs in 23 countries.
- 172 active IRB studies in 59 countries.
- 235 International Visiting Scholars from 38 countries.
- 1,842 international student applications from 113 countries.
- 333 international students from 46 countries.
- 4 students studied abroad.
- Of all UF Health students who graduated, 156 or 7.5% had at least one study abroad experience.
- University of Florida awarded the Senior Faculty International Educator of the Year to Dr. Elizabeth DeVos in the College of Medicine.
- University of Florida awarded the Junior Faculty International Educator of the Year to Dr. Sarah McKunein the College of Public Health and Health Professions.
- One College of Medicine faculty awarded a Global Fellowship.
- Three College of Medicine faculty received a stipend and participated in the Global Learning Institute.
- One College of Medicine faculty received a stipend and participated in Virtual Exchange Training.
- 108 students in the College of Public Health and Health Professions enrolled in a class with a Virtual Exchange module.
- One PHEP faculty received funding to attend an event to support global and intercultural competence.
- 6 faculty, staff, and students attended a Fulbright event.
- 7 students in the College of Nursing and 20 students in PHEP enrolled in the International Scholars Program.
- Faculty, students, and staff made 60 trips to 21 countries.
- The UF Alumni Association reports on 708 UF Health alumni living in 77 countries.

The report documents the UF Health international partnerships, the investment into faculty development programs, an estimate of the extent of international research, the number of international visitors working and studying at UF, the number of international students, the extent of applications for graduate programs from students worldwide, study abroad programs, efforts dedicated to internationalizing the curricula, and a summary of where UF Health faculty, students and staff are travelling. This year, we have added information about our international alumni, showcasing the global reach of our graduates.

The data represent a snapshot of international activity captured in August 2020. For many categories, the numbers fluctuate; for example, the number of formal agreements with foreign institutions changes daily as new partnerships are introduced and others are expired. For some data, such as for international graduate applications and the number of international students, the report captures Fall numbers only to avoid double counting and redundancies.

The activities reported in this document demonstrate how international efforts at UF, and at UF Health, contribute to a fundamental university goal to prepare students to better navigate the increasingly complex challenges of a globalized world. The intent is to highlight the extent and scope

Now more than ever, the UF International Center embraces its global mission as we plan a way forward in pursuit of international engagement in a post-pandemic world.

of our international activity in one inclusive report. As a top ranked, R1, public university, UF Health faculty engage in research and international collaborative activity that is, by its sheer number, a challenge to document. Their scholarship and classroom activity impacts international content daily and, with almost 5,000 faculty and more than 200 research and education centers, bureaus, and institutes at UF, documenting their international scholarly activity is difficult. For this reason, this report cannot be comprehensive of all international activity; however, it provides a benchmark from which we can begin to measure our global reach. Indeed, every indication suggests the Gator Nation extends substantially to the wider global community.

2. INTERNATIONAL MEMORANDA OF UNDERSTANDING (MOU)

- 42 International MOUs in 23 countries.
- 11% of all UF International MOUs.
- 39 Cooperative International MOUs in 22 countries
- 2 Reciprocal International MOUs in Australia and Spain.
- 1 Consortia MOU in Thailand.

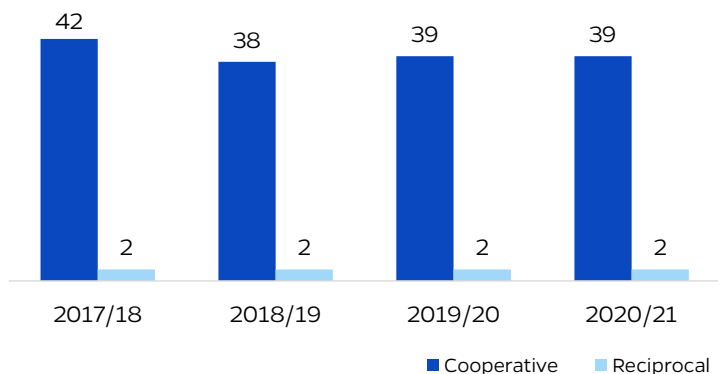
The University of Florida connects to the world's best international universities and institutions through formal partnerships supported by UF's International Memoranda of Understanding (MOUs). These agreements facilitate research among faculty; enable faculty and student exchanges; protect intellectual property; and serve as a basis for ensuring ethical best practice. The relationships that may flourish as a result of these agreements is an important aspect of our internationalization efforts.

The MOU database is dynamic. On a regular basis, the International Center enters into new agreements, updates existing partnerships, and terminates those that are expired or no longer relevant. The data tabulated in this report represent the UF Agreements for the 2020/2021 academic year. Those affiliated with UF Health Sciences are listed in the Appendix of the report.

The International Center manages 374 international MOUs. The majority fall under two broad categories of Agreements – Cooperative and Reciprocal.

- At UF, most MOUs are Cooperative. The Cooperative MOUs or Agreements are as diverse as the needs of our faculty. These collaborative partnerships provide a framework to pursue collaborative activity and do not represent a legal relationship. Often, they start as a one-to-one collaboration with a UF partner and over the length of the agreement result in meaningful scholarly partnerships.
- At UF, almost one quarter of all International MOUs are Reciprocal Agreements, which are a true exchange program MOUs where students from each institution spend time at the host institution as a non-degree, seeking student.
- There are a few International MOUs to cover combined and dual degree programs, transfer programs from other institutions, or special agreements among universities to accommodate unique circumstances for student exchanges.

Figure 2-1: UF Health International MOUs 2017-2021

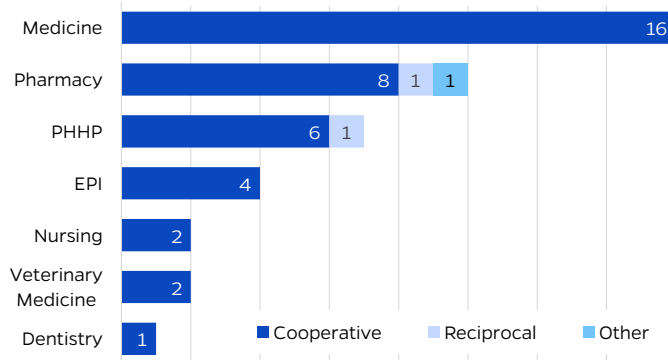


UF Health International MOUs

- UF Health manages 42 international MOUs, 11% of all MOUs at UF.
- Since 2017, the number of International MOUs have

remained relatively stable with a slight decrease from 2017 in Cooperative MOUs and no change in Reciprocal MOUs (Figure 2-1).

Figure 2-2: UF Health Sciences International MOUs

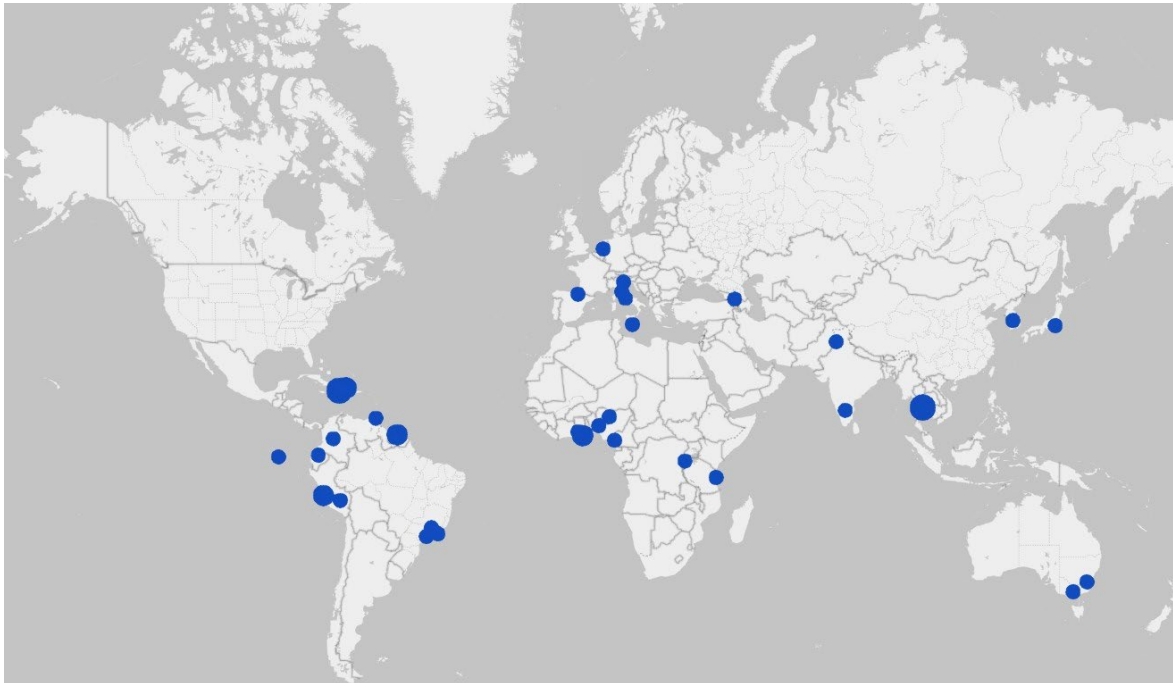


- 39 Cooperative International MOUs (14% of all Cooperative MOUs at UF).
- 2 Reciprocal MOUs (2% of all Reciprocal MOUs at UF).
- The College of Pharmacy has signed a consortium international MOU to support pharmacy education in Thailand.

Table 2-1: Number of Agreements by College/Unit

College/Unit	UFIC Administered MOUs			Total	
	Cooperative	Reciprocal	Other	Number	Percent
Arts	3	-	-	3	0.8
Business, Warrington College	4	38	1	43	11.5
Center for Latin American Studies	30	-	-	30	8.0
Dentistry	1	-	-	1	0.3
Design, Construction and Planning	14	4	-	18	4.8
Education	2	-	-	2	0.5
Emerging Pathogens Institute	4	-	-	4	1.1
Engineering, Herbert Wertheim College	30	9	1	40	10.7
Florida Museum of Natural History	1	-	-	1	0.3
Health and Human Performance	11	2	-	13	3.5
Institute of Food and Agricultural Sciences	87	4	3	94	25.1
Journalism and Communications	1	1	-	2	0.5
Law, Fredric G. Levin College	4	1	-	5	1.3
Liberal Arts and Sciences	30	31	2	63	16.8
Medicine	16	-	-	16	4.3
Nursing	2	-	-	2	0.5
Pharmacy	8	1	1	10	2.7
Public Health and Health Professions	6	1	-	7	1.9
University Wide (International Center, Office of Research, Graduate School)	16	2	-	18	5.1
Veterinary Medicine	2	-	-	2	0.5
UF HEALTH TOTAL	39	2	1	42	11.2
TOTAL	272	94	8	374	100%

Figure 2-3: UF Health Sciences International MOUs



The geographic diversity is generally a reflection of the size of the unit.

- Formal MOUs represent collaborative activity in 23 countries and are relatively evenly spread across those countries. There are four international partnerships in Haiti which is more than in any other country (Table 2-2).

Table 2-2: Geographic Diversity of Agreements by College/Unit

College/Unit	Number of MOUs	Number of Countries
Arts	3	3
Business, Warrington College	43	22
Center for Latin American Studies	30	12
Dentistry	1	1
Design, Construction and Planning	18	11
Education	2	1
Emerging Pathogens Institute	4	4
Engineering, Herbert Wertheim College	40	17
Florida Museum of Natural History	1	1
Health and Human Performance	13	6
Institute of Food and Agricultural Sciences	94	40
Journalism and Communications	2	2
Law, Fredric G. Levin College	5	3
Liberal Arts and Sciences	63	31
Medicine	16	11

College/Unit	Number of MOUs	Number of Countries
Nursing	2	2
Pharmacy	10	10
Public Health and Health Professions	7	6
University Wide (International Center, Office of Research, Graduate School)	18	14
Veterinary Medicine	2	2
TOTAL	374	MOUs in 82 Countries

3. UF'S GLOBAL RESEARCH FOOTPRINT

Institutional Review Boards (IRB): An Indicator of Global Research Capacity

Documenting the international research conducted by faculty, staff and student at UF is monumental. There is no consistency in labeling research as international unless it physically conducted outside of the US. One indicator of our research footprint can include applications to UF's Institutional Review Boards (IRB) oversight of human subjects research.

- 172 international IRB studies.
- 26% of all IRB studies at UF
- Research is active in 59 countries.
- 5 studies are global and 2 studies cross multiple countries within a geographic region.

The IRB is charged with protecting the rights and welfare of participants in clinical trials and other human subjects research studies. UF IRB offices reviews and approves all research involving human subjects to ensure the welfare and rights of research participants are protected as mandated by federal and state laws, local policies, and ethical principles. As such, UF faculty, staff, and students must provide the IRB with a detailed plan of how their research will ensure the safety and welfare of any people who participate in their research project. When the research is conducted outside of the U.S., faculty, staff, and students are required to submit their research protocol that is compliant with the regulations in the U.S. and in the country where the research will take place.

The database that stores the applications for IRB approvals can serve as one indicator of the extent of international research at UF. It is not a comprehensive list and does not include research activities that do not involve people directly in the research methodology. It would not include studies that:

- Collect physical data,
- Reflect an international research collaboration among colleagues,
- Rely primarily on secondary data,
- Conduct primarily library or archival research, or
- Are exploratory studies intended to train students.

Within the above parameters, several colleges, especially those that have a strong focus on physical data and bench science (e.g., Colleges of UF Health) are underrepresented in this summary. As such, these data can only partially highlight the scope of UF's global research.

Exempt Approved and Approved IRB Studies¹

- 172 international IRB studies, 26% of all UF international studies.
- 109 (63%) UF Health Sciences studies submitted to the UF IRB for review, qualified to be *Exempt Approved* status from further review by the Code of Federal Regulations (CFR). To qualify the study can meet one of the following criteria:
 - Research is conducted in an established educational setting and involves instruction.
 - Research using educational tests, surveys, interviews or observations of public behavior.
 - Research that does not impose risk or impact on any subject.
 - Secondary research involving access of identifiable data.
- 63 (37%) studies had undergone full IRB review.

IRB Studies by College

Table 3-1: Number and Percent of IRB Protocols

College/Unit	Number	Percent	Number of Countries ²
Arts	13	2.0	12
Business, Warrington College	25	3.8	5*
Center for Latin American Studies	22	3.4	17
Dentistry	1	0.2	1
Design, Construction and Planning	22	3.4	22
Education	34	5.2	19*
Emerging Pathogens Institute	10	1.5	4
Engineering, Herbert Wertheim College	11	1.7	10
Florida Museum of Natural History	1	0.2	1
Health and Human Performance	27	4.1	14*
Institute of Food and Agricultural Sciences	90	13.7	50*
Journalism and Communications	34	5.2	17*
Libraries, George A. Smathers	2	0.3	2
Liberal Arts and Sciences	188	28.7	79*
Medicine	92	14.0	43
Nursing	7	1.1	6
Pharmacy	16	2.4	9
Public Health and Health Professions	34	5.2	19
UF International Center	10	1.5	9
UF Other	5	0.8	4
Veterinary Medicine	12	1.8	11
TOTAL UF HEALTH	172	26.1	59
TOTAL	656	100%	127 Countries

¹ UF Definitions of Exempt Human Subjects Research -- <https://irb.ufl.edu/irb02/forms-templates-guidelines/irbrev.html>

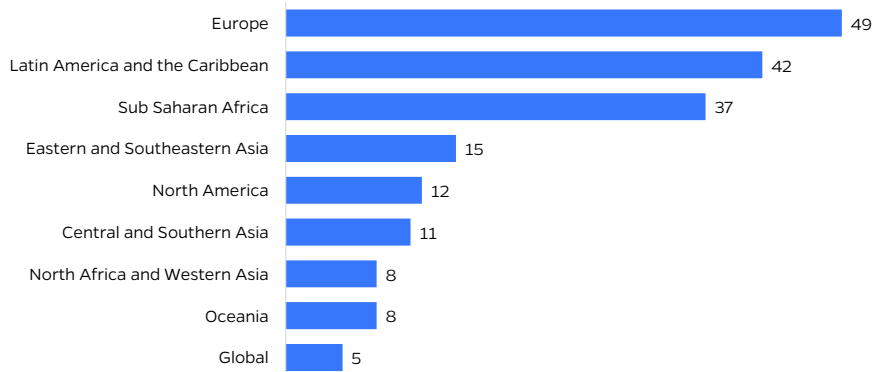
² Some IRB studies are conducted in multiple countries and therefore the number of countries listed may be greater than the number of projects.

*Does not include studies that are global or regional encompassing multiple countries.

Number of IRB Studies by Region and Country

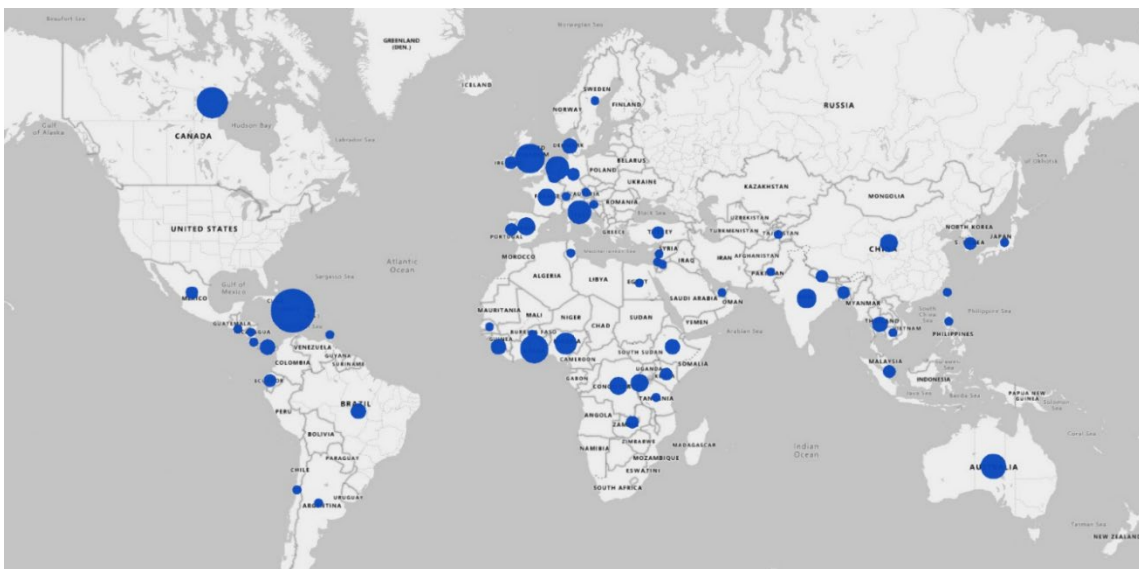
- Faculty, students, and staff are conducting research in 59 countries. Additionally, five studies are global.
- 49 or 26% of all UF Health studies are in European countries. The UK, Netherlands and Italy have the highest number.

Figure 3-1: Number of UF Health Sciences International IRB Studies by Region



- 42 or 23% of IRB studies in Latin America and the Caribbean. The highest number of studies, 24 are in Haiti.
- 37 or 20% are in countries in Sub Saharan Africa, mostly in Ghana.
- 15 or 8% are in Eastern and Southeastern Asia across 8 countries.
- 12 or 6% are in North America (12 studies in Canada).
- 11 or 6% are in Central and Southern Asia.
- 8 or 4% in North Africa and Western Asia in 7 countries.
- 8 studies in Canada.
- 5 studies are global and not tied to any single country.

Figure 3-2: UF Health Sciences IRB Studies by Country



Five Studies are global.

4. INTERNATIONAL VISITING SCHOLARS

- 235 International Visiting Scholars hosted by UF Health Sciences.
- 25.5% of all visiting scholars at UF.
- The majority, 97% are Research Scholars.
- International visiting scholars from 38 countries.

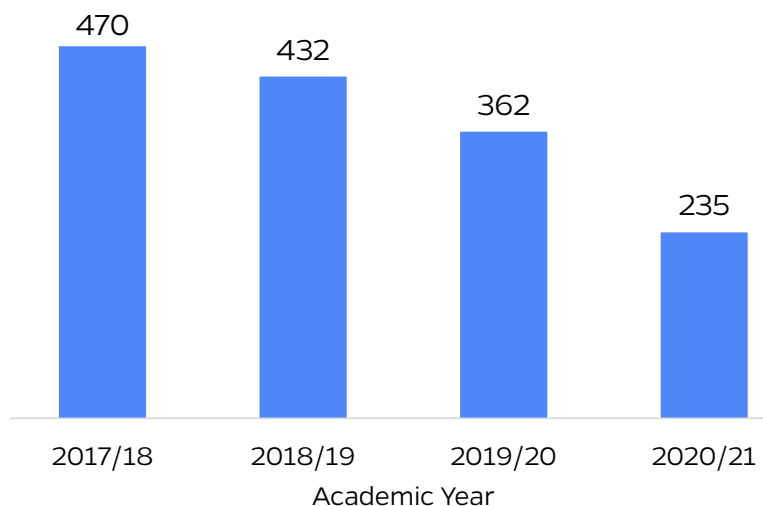
International Visiting Scholars are vital in supporting the global mission of the University of Florida. International Visitors promote cultural exchange, enrich international research, and connect UF to leading universities in the world. This year, UF’s visiting scholars faced the additional challenge from the COVID-19 pandemic, international travel restrictions, and limited access to U.S. Embassies and Consulates for visa processing. Some of our visiting scholars had to return to their home country earlier than planned, while others were not able to travel and have a physical presence on campus. The impact of the pandemic will continue to make a difference in our numbers of visitors

throughout our next academic year. The number of scholars at UF for the 2020/2021 academic year, dropped substantially and continues a downward trend. This academic year, UF Health Sciences hosted 235 International Visiting Scholars. As expected, the last two academic years saw a substantial decrease most likely attributed to travel restrictions and embassy closures (Figure 4-1).

Figure 4-1: Number of Visiting Scholars by Year (UF Health Sciences)

Visiting scholars fit into one of five categories:

1. Professor – Teaching is the primary function; more than 50% of their time devoted to teaching. Maximum duration is five years.
2. Research Scholar – Research is the primary function; more than 50% of their time devoted to research. Maximum duration is five years.
3. Short Term Scholar – Program allows research and teaching. Maximum duration of six-months.
4. Student Intern – International students completing an internship which fulfills an educational objective towards the completion of the student’s degree from their home institution. They must engage in a minimum of 32 hours per week of structured internship activities and may take part-time UF courses. The maximum duration of their program is 12 months.



International Visiting Scholars by College

- Collectively, the UF Health colleges host 25.5% of all International Visiting Scholars to UF.

Table 4-1: International Visiting Scholars by College

College	Professor	Research Scholar	Short-Term Scholar	Student Intern	Total (% of Total)
Arts	1	2	-	-	3 (0.3)
Business, Warrington College	1	13	-	-	14 (1.5)
Center for Latin American Studies	-	-	1	-	1 (0.1)
Dentistry	-	17	-	-	17 (1.8)
Design, Construction and Planning	-	12	1	-	13 (1.4)
Education	-	35	1	-	36 (3.9)
Engineering, Herbert Wertheim College	-	77	3	-	80 (8.7)
Florida Museum of Natural History	-	6	1	-	7 (0.8)
Health and Human Performance	-	11	1	-	12 (1.3)
Institute of Food and Agricultural Sciences	2	313	52	9	376 (40.8)
Journalism and Communications	-	4	-	-	4 (0.4)
Law, Levin College	-	2	-	-	2 (0.2)
Liberal Arts and Sciences	6	119	9	-	134 (14.5)
Medicine	-	131	3	-	134 (14.5)
Nursing	-	1	-	-	--1 (0.1)
Pharmacy	-	44	1	2	47 (5.1)
Public Health and Health Professions	-	16	-	-	16 (1.7)
Veterinary Medicine	-	20	-	-	20 (2.2)
Whitney Laboratory	-	5	-	-	5 (0.5)
TOTAL UF HEALTH	-	229	4	2	235 (24.5)
TOTAL	10	828	73	11	922 (100)

Category of International Visiting Scholars

- Almost all international visiting scholars are research scholars.
- 28% of all Research Scholars at UF are hosted by UF Health Colleges.

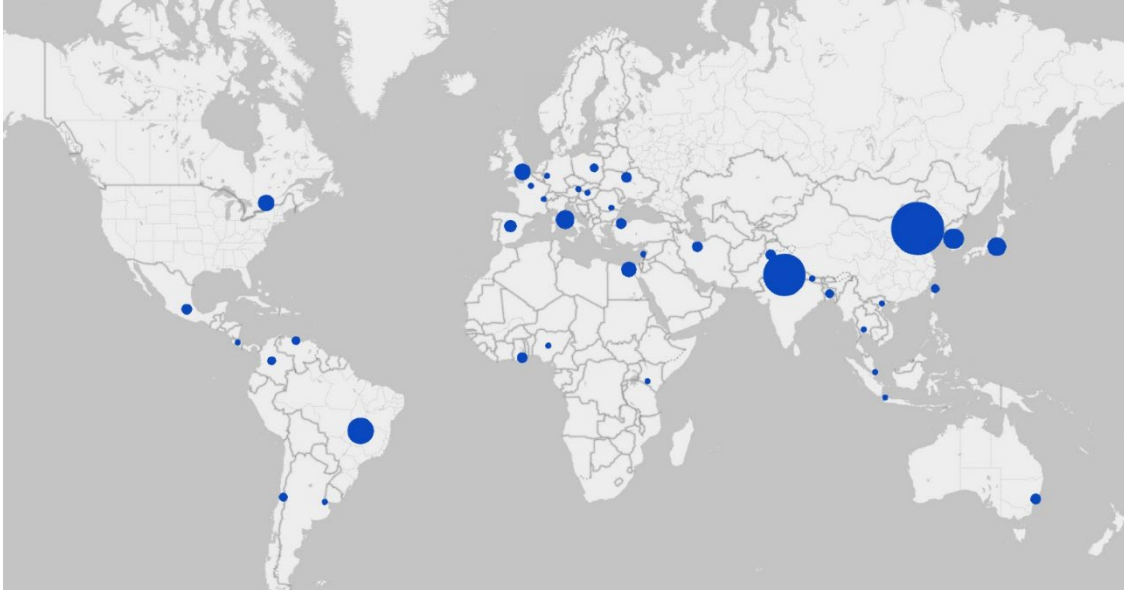
Table 4-2: International Scholars Hosted by UF Health

Category of Visiting Scholar	Number	Percent of UF
Research Scholar	229	27.7
Short-Term Scholar	4	5.5
Student Intern	2	18.2
TOTAL	235	25.5

Country of Citizenship of International Visiting Scholars

- International Visiting Scholars hosted by UF Health Sciences are from 38 countries (Figure 4-2).
- Half are from China (31%) and India (20%).

Figure 4-2: International Visiting Scholars Hosted by UF Health Sciences



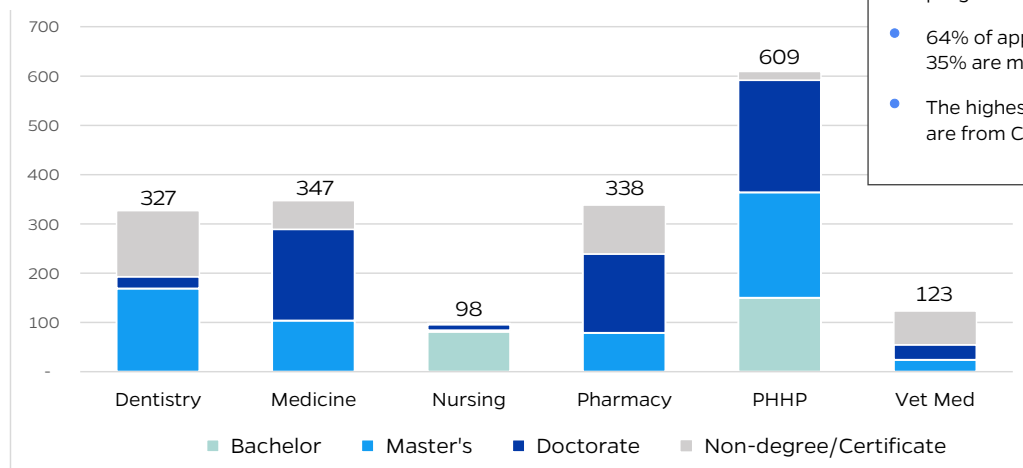
5. INTERNATIONAL STUDENT APPLICATIONS

International Applications by Type of Program

- 1,842 total international applications to the six UF Health Colleges
- 10% of all international applications to UF.

- UF Health received 1,842 international applications from students in 113 countries.
- 10% of all applications at UF.
- 35% of international applications are for doctoral programs.
- 32% of international applications for master's degrees.
- 13% for undergraduate degrees.
- 21% for non-degree or certificate programs.
- 64% of applicants are female and 35% are male.
- The highest number of applications are from China.

Figure 5-1: International Student Applications by Degree



International Applications by College

- Because the UF Health Colleges have large post graduate programs, the majority of international applications are for master's and doctorates.
- High number of international applications for the UF Health non-degree programs.

Table 5-1: Number and Percent of International Applications to UF Health by Degree

Degree	Number	Percent of UF Health	Percent of UF
Bachelor	231	12.5	4.1
Master's	593	32.2	7.7
Doctorate	640	34.7	17.3
Non-Degree	277	15.0	33.9
Graduate Certificate	101	5.5	16.7
TOTAL	1,842	100%	10.3


Table 5-2: International Applications (Number and Percent) by College

College	Number	Percent
Arts	276	1.5
Business, Warrington College	2,356	13.1
Dentistry	327	1.8
Design, Construction and Planning	568	3.2
Education	399	2.2
Engineering, Herbert Wertheim	5,785	32.3
Health and Human Performance	383	2.1
Institute of Food and Agricultural Sciences	1,207	6.7
Journalism and Communications	418	2.3
Law	298	1.7
Liberal Arts and Sciences	4,385	24.5
Medicine	347	1.9
Nursing	98	0.5
Pharmacy	338	1.9
Public Health and Health Professions	609	3.4
Veterinary Medicine	123	0.7
TOTAL UF HEALTH	1,842	10.3
TOTAL	17,917	100%

Student Profile

- On average, 65% of all applications to UF Health Degrees are from female students and 35% from male.
- For undergraduate programs (and most likely skewed by the College of Nursing, the female to male ratio is substantially higher.
- For graduate programs (Master and Doctoral), the female to male ratio averages 62% female and 38% male.
- For non-degree programs and graduate certificates, the female to male ratio is 66% to 34%.

Figure 5-2: Female to Male Ratio by Degree Type



International Applications by Country of Citizenship

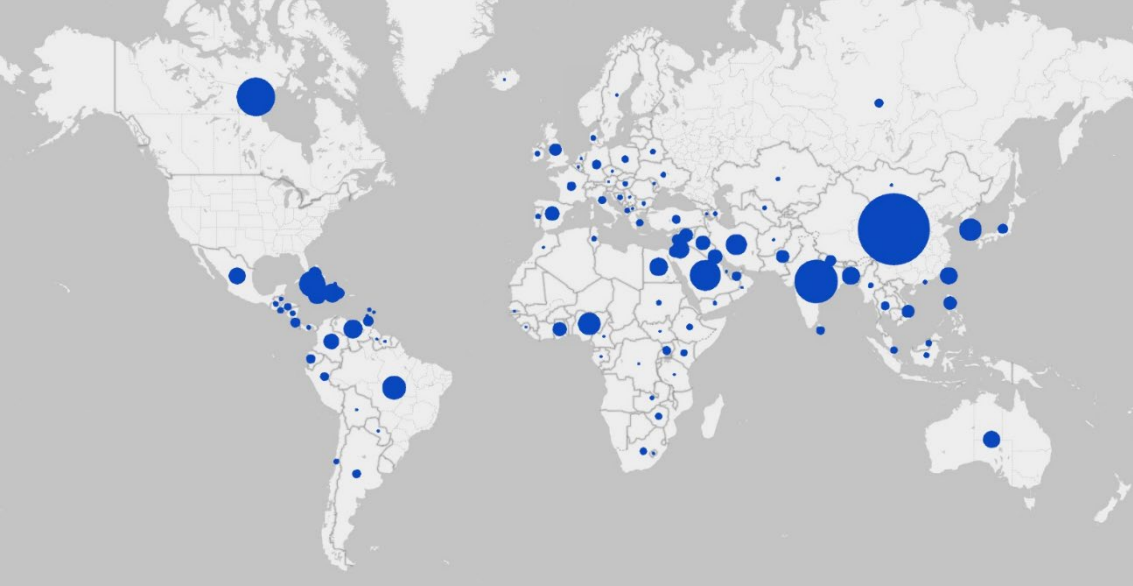
- The college received applications from 113 countries.
- One quarter of all applications are from China.

- Half of all applications come from five countries– China, India, Canada, Saudi Arabia and Cuba. The remaining applications are from students 108 countries where there are no more than 3% of applications from any given country.
- The Colleges of Medicine and Public Health and Health Professions attract applications from the most number of countries.
- The number of applications from different countries varies by College (Table 5-3).

Table 5-3: Applications from Top three Countries by College

College	Country	Number	Percent of College	Number of Applications from Number of Countries
Dentistry	Cuba	41	12.5	327 Applications from 49 Countries
	India	38	11.6	
	Saudi Arabia	29	8.9	
Medicine	China	67	19.3	347 Applications from 72 Countries
	India	49	14.1	
	Canada	33	9.5	
Nursing	Haiti	12	12.2	98 Applications from 37 Countries
	Nigeria	12	12.2	
	Saudi Arabia	8	8.2	
Pharmacy	China	79	23.4	338 Applications from 56 Countries
	India	39	11.5	
	Canada	22	6.5	
Public Health and Health Professions	China	294	48.3	609 Applications from 70 Countries
	India	42	6.9	
	Canada	25	4.1	
Veterinary Medicine	Canada	25	20.3	123 Applications from 39 Countries
	Australia	12	9.8	
	China	12	9.8	

Figure 5-3: Country of Citizenship of UF Health International Applications



6. INTERNATIONAL STUDENTS

Each year, the International Center welcomes and assists students from around the world to help them make a smooth transition to student life at the University of Florida. The data reported here reflect UF's submission to the Open Doors Report to the US Department of State, Bureau of Educational, and Cultural Affairs.

Number of International Students Registered for Classes and OPT³

- 333 international students.
- 6% of all international students at UF.
- 61% are male and 39% are female.

- 333 international students from 46 countries.
- 6% of all international students (including OPT) at UF.
- 254 international students enrolled in classes.
- 79 graduates of UF Health colleges are registered in Optional Practical Training (OPT).
- 98% of all UF Health international students (including OPT) are enrolled in a graduate program.
- 61% of all UF Health international students are female, 39% are male.

UF Health Sciences

Non-OPT Students

- 254 students
- 7% of all (non-OPT) international students at UF.
- International students are from 44 countries. Half are from China (42%) and India (10%).
- 98% are enrolled in graduate programs (13% working toward a master's degree and 85% pursuing a doctoral degree).
- 2% are enrolled in a bachelor's degree program.
- 61% are female and 39% are male.

OPT Students

- 79 Students
- 4% of all OPT students at UF.
- International OPT students are from 15 countries. Half are from China (54%) and 20% from India.
- Of all OPT registered students, 97% have completed a graduate degree (15% a master's and 82% a doctorate).
- 1% of OPT students completed a bachelor's degree and 1% a non-degree or certificate program.
- 62% are female and 38 are male.

³ Optional Practical Training provides international students an opportunity to seek "temporary employment for practical training directly related to the student's major area of study." The student can use it during or after program completion. Pre-completion OPT is always part-time and can be used at any time during the degree program. Post-completion OPT is full-time and is granted only after graduation or completion of the degree program.

Figure 6-1: Number of International Students by College

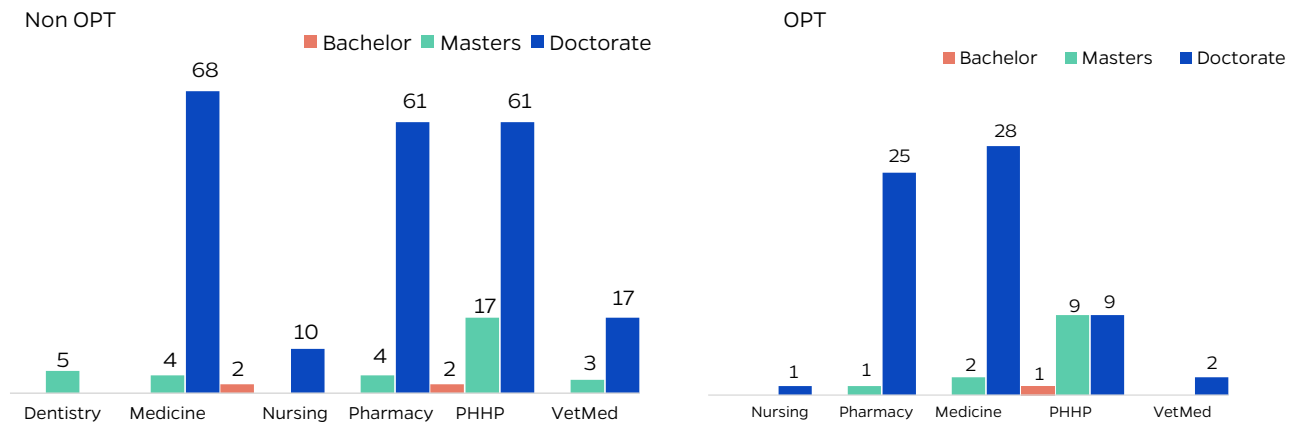


Table 6-1: UF International Students by College and Degree (Non-OPT).

College	Bachelor Degree		Graduate Degree		Non Degree		Total	
	No.	%	No.	%	No.	%	No.	%
Arts	9	1.2	34	1.2	1	6.7	44	1.2
Business, Warrington College	139	18.8	153	5.3	1	6.7	293	8.1
Dentistry	-	-	5	0.2	-	-	5	0.1
Design, Construction and Planning	25	3.4	130	4.5	1	6.7	156	4.3
Education	9	1.2	100	3.5	1	6.7	110	3.0
Engineering, Herbert Wertheim	195	26.4	1,181	41.2	6	40.0	1,382	38.1
Health and Human Performance	46	6.2	55	1.9	-	-	101	2.8
Institute of Food and Agricultural Sciences	55	7.4	390	13.6	2	13.3	447	12.3
Journalism and Communications	51	6.9	40	1.4	-	-	91	2.5
Law, Levin College	-	-	15	0.5	-	-	22	0.6
Liberal Arts and Sciences	206	27.9	518	18.1	3	20.0	727	20.0
Medicine	-	-	72	2.5	-	-	72	2.0
Nursing	2	0.3	10	0.3	-	-	12	0.3
Pharmacy	-	-	65	2.3	-	-	65	1.8
Public Health and Health Professions	2	0.3	78	2.7	-	-	80	2.2
Veterinary Medicine	-	-	20	0.7	-	-	20	0.6
TOTAL UF HEALTH	4	<1%	250	8.7	-	-	254	7.0
UF TOTAL	739	100%	2,866	100%	15	100%	3,627	100%

Table 6-2: OPT Students by College (Number and Percent)

College	Bachelor's Degree		Graduate Degree		Total*	
	No.	%	No.	%	No.	%
Arts	1	1.0	5	0.3	6	0.3
Business, Warrington College	20	20.4	194	10.3	214	10.8
Dentistry	-	-	-	-	-	-
Design, Construction and Planning	4	4.1	77	4.1	81	4.1
Education	-	-	14	0.7	14	0.7
Engineering, Herbert Wertheim	41	41.8	1,251	66.7	1,292	65.5
Health and Human Performance	2	2.0	16	0.9	18	0.9
Institute of Food and Agricultural Sciences	7	7.1	115	6.1	122	6.2
Journalism and Communications	9	9.2	5	0.3	14	0.7
Law, Levin College	-	-	20	1.1	20	1.0
Liberal Arts and Sciences	13	13.3	101	5.4	114	5.8
Medicine	-	-	30	1.6	30	1.5
Nursing	-	-	1	0.1	1	0.1
Pharmacy	-	-	26	1.4	26	1.3
Public Health and Health Professions	1	1.0	18	1.0	19	1.0
Veterinary Medicine	-	-	2	0.1	2	0.1
TOTAL UF HEALTH	1	1.0	77	4.1	79	4.0
UF TOTAL	98	100%	1,875	100%	1,973*	100%

*Does not include 7 students enrolled in non-degree or certificate programs.

UF Health International Students: Home Country

Table 6-3: Region of Citizenship (All Students)

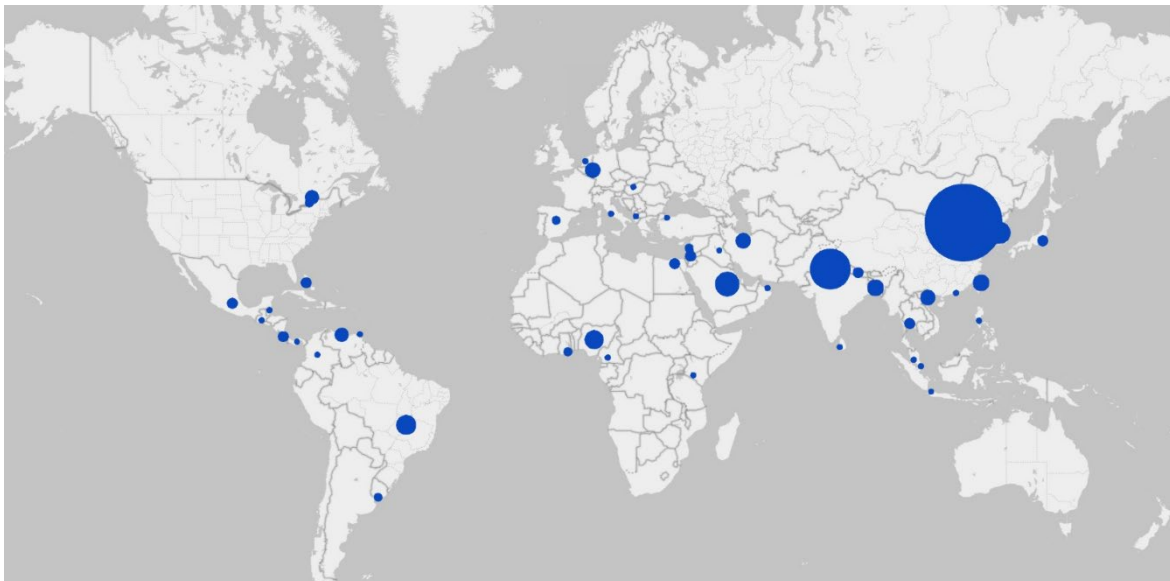
Country of Citizenship	Non-OPT International Students		OPT International Students		All International Students	
	Number	Percent	Number	Percent	Number	Percent
Eastern and Southeastern Asia	136	53.5	49	62.0	185	55.6
Central and Southern Asia	39	15.4	19	24.1	58	17.4
Latin America and the Caribbean	28	11.0	5	6.3	33	9.9
North Africa and Western Asia	21	8.3	5	6.3	26	7.8
Europe	12	4.7	1	1.3	13	3.9
Sub Saharan Africa	13	5.1	-	-	13	3.9
North America	5	2.0	-	-	5	1.5
Oceania	-	-	-	-	-	-
TOTAL	254	100%	79	100%	333	100%

- International students enrolled in UF Health colleges, including OPT, are from 46 countries.
- More than half are from Eastern and Southeastern Asia, mostly from China.
- 17% are from Central and Southern Asia, mostly from India.
- 10% of UF Health students are from Latin America and the Caribbean, the most from Brazil.
- 8% from North Africa and Western Asia, and more than half from that region are from Saudi Arabia.
- 4% from 7 countries in Europe.
- 4% from 4 countries in Sub Saharan Africa, mostly from Nigeria.
- 5 Students are from Canada.

Table 6-4: Country of Citizenship by College

College	Number of International Students	Countries of Citizenship
Dentistry	5	5 countries: Brazil, India, Japan, Jordan, Saudi Arabia
Medicine	103	23 countries: 51% from China, 19% India, 30% from 21 countries
Nursing	13	6 countries: 54% from Saudi Arabia, 46% from Brazil, China, Jamaica, Nigeria, Philippines
Pharmacy	91	20 countries: 43% from China, 13% from India, 44% from 18 countries
Public Health and Health Professions	99	25 countries: 56% from China, 7% from India, 5% from South Korea, 32% from 22 countries
Veterinary Medicine	22	16 countries: 3 each (41%) from Brazil, China, Thailand, 59% from 14 countries

Figure 6-2: Country of Citizenship of UF Health International Students (Including OPT)



7. STUDY ABROAD PROGRAMS

- Only the Colleges of Nursing, Pharmacy and Public Health and Health Professions had students participating in study abroad.
- 4 UF Health students studied abroad this academic year.
- The four students travelled Spain, Germany and Italy.
- Of all students who graduated from a UF Health college, 156 or 7.5% of all UF Health students had at least one study abroad experience.

For Study Abroad Services, the 2020-2021 Academic Year required endless planning for a multitude of logistical scenarios. The Study Abroad team spent a significant amount of time analyzing program feasibility and the financial implications of attempting to run programs during the pandemic. As expected, participation dramatically decreased over the past year, and only 276 were able to study abroad, with the majority of those students studying in Europe and Asia. We also saw an increase in virtual

international opportunities, with around 50 UF students participating in either a virtual international internship or program. This is a trend we expect to continue as more students look for financially accessible ways to internationalize their degree.

While the pandemic has certainly placed additional challenges on study abroad the past year, the overall trajectory of study abroad at UF over the past few decades has not faltered. The International Center expects to see more return to normalcy over the 2021-2022 academic year, and plans to continue diversifying study abroad programs, and the students who participate in them. Our plans for the upcoming year include greater outreach to underrepresented students and an increase in programming to non-traditional destinations. And as we move forward in years to come, UF Study Abroad Services plans to continue the mission of providing transformative global learning opportunities that challenge students to embrace differences and foster the intercultural competency to succeed in today's interconnected world.

Study Abroad by College

- With ongoing Covid 19 travel concerns, only 4 students participated in a study abroad. Pre pandemic, the number of study abroad students from UF Health was substantial higher (132 in 2018, pre-covid).
- Study abroad from the Colleges of Nursing, Pharmacy and PPHP are only 1.4% of all study abroad students at UF.

Table 7-1: Number of Students who Participated in Study Abroad by College

College	Number of Study Abroad Students	Percent of All UF Study Abroad Students
Arts	2	0.7
Business, Warrington College	75	27.2
Design, Construction and Planning	16	5.8
Education	5	1.8
Engineering, Herbert Wertheim College	34	12.3
Health and Human Performance	7	2.5
Institute of Food and Agricultural Sciences	5	1.8
Journalism and Communications	16	5.8
Law, Levin College	1	0.4
Liberal Arts and Sciences	91	33.0
Nursing	1	0.4
Pharmacy	1	0.4
Public Health and Health Professions	2	0.7
Other	20	7.2
TOTAL	276	100%

Study Abroad Student Profile

- All four students participated in in a summer program.
- Three students were undergraduates and one student was enrolled in a doctoral program.
- Two students participated in a traditional study abroad of coursework and tours. One student used study abroad for an independent study credit, and one student conducted a research.
- Independent Study in Germany. Research in Spain and traditional program in Italy and Spain.

Table 7-2: Type of Study Abroad Program by College

College	Percent of Students			Total Number of Students
	Traditional	Work Internship	Research Fieldwork	
Arts	2			2
Business, Warrington College	45	30		75
Design, Construction and Planning	16			16
Education	5			5
Engineering, Herbert Wertheim College	24		10	34
Health and Human Performance	5	1		7

College	Percent of Students				Total Number of Students
	Traditional	Work Internship	Research Fieldwork	Independent Study	
Institute of Food and Agricultural Sciences	5				5
Journalism and Communications	15	1			16
Law, Levin College	1				1
Liberal Arts and Sciences	81	9	1		91
Nursing	1				1
Pharmacy				1	1
Public Health and Health Professions	1		1		2
Not reported	8	12			20
PERCENT	75.7%	19.2%	4.4%	0.7%	100%
TOTAL NUMBER OF STUDENTS	209	53	12	2	276

Graduating Students and Study Abroad

- In the 2020/21 Academic Year, 2,084 students graduated from all UF Health colleges. Of those, 156 had participated in at least one study abroad program during their time at UF.
- 7.5% of all UF Health graduates had participated in at least one study abroad program.
- Of the 156 students who had at least one study abroad experience, 31% were undergraduates, 27% graduated with a master's degree, and 42% with a doctorate.
- 10% of all UF Health undergraduates, 3.5% of UF Health master's students, and 8% of doctoral students had at least one study abroad experience prior to graduation (Table 7-4).

Table 7-3: Number and Percent of Students who Studied Abroad by Academic Level

Academic Degree	Number who Studied Abroad	Number of all Graduating Students from UF Health	Percent of All Students who Studied Abroad
Bachelor's	64	644	9.9
Master's	20	566	3.5
Doctoral	72	874	8.2
TOTAL	156	2,084	7.5

Study Abroad by UF Health College

- College of Public Health and Health Professions had the highest percentage of their graduates participate in study abroad (Table 7-4).

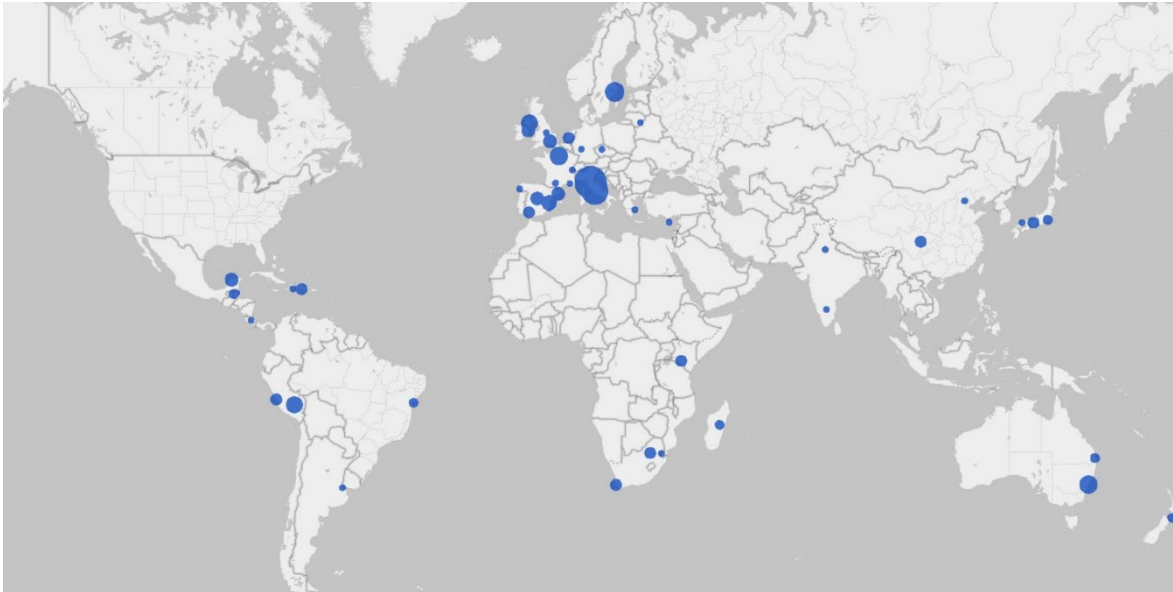
Table 7-4: Number of Study Abroad and Percentage of College Graduates

College	Number	Percent of Graduating Students in College
Dentistry	3	2.9
Medicine	20	6.9
Nursing	29	7.4
Pharmacy	36	7.8
Public Health and Health Professions	57	8.6
Veterinary Medicine	11	6.4
TOTAL	156	7.5

Study Abroad Destinations

- Students who graduated from UF Health in the 2020/2021 Academic Year and had a study abroad experience, travelled to 31 countries.
- Half of the study abroad trips were to five countries – Italy, Spain, Peru, France, and Australia.

Figure 7-1: Study Abroad Destinations of UF Health Graduating Students



8. INTERNATIONAL CENTER PROGRAMS

Programs to Support Faculty, Staff, and Students

Engaging with faculty, staff, and students is a key area of strategic importance to the University of Florida and has been a priority in our roadmap to preeminence. The International Center invests in cross cutting programs to support internationalization efforts including research, student experiences, leadership development, and promoting meaningful partnerships to universities abroad.

2020 UF Health International Educators of the Year

College of Medicine

- **Senior Faculty Award:** Elizabeth L. DeVos, Associate Professor and Medical Director, International Emergency Medicine Education School; Program Director. Department of Emergency Medicine, College of Medicine International Medical Educational Programs⁴
- **Senior Faculty Award:** Josef Neu Professor, Department of Pediatrics, Division of Neonatology, College of Medicine
- **Junior Faculty Award:** Gautam S. Kalyatanda, Clinical Assistant Professor, Department of Medicine, Division of Infectious Diseases and Global Medicine
- **Junior Faculty Award:** Eric J. Nelson Assistant Professor, Department of Pediatrics, Emerging Pathogens Institute
- **Staff Award:** Narasi L. Ramachandran, Instructional Designer, Instructional and Academic Services, Maples Center for Forensic Medicine

- University of Florida awarded the Senior Faculty International Educator of the Year to Dr. Elizabeth DeVos in the College of Medicine.
- University of Florida awarded the Junior Faculty International Educator of the Year to Dr. Sarah McKunein the College of Public Health and Health Professions.
- One College of Medicine faculty awarded a Global Fellowship (\$5,000).
- Three College of Medicine faculty received a stipend and participated in the Global Learning Institute (\$5,000).
- One College of Medicine faculty received a stipend and participated in Virtual Exchange Training (\$500).
- 108 students in the College of Public Health and Health Professions enrolled in a class with a Virtual Exchange module.
- One PPHP faculty received funding to attend an event to support global and intercultural competence (\$190).
- 6 faculty, staff, and students attended a Fulbright event.
- 7 students in the College of Nursing and 20 students in PPHP enrolled in the International Scholars Program.
- 6 students graduated with an International Scholars Medallion.

⁴ Elizabeth L. DeVos was named the University of Florida Senior Faculty International Educator of the Year.

College of Public Health and Health Professions

- **Junior Faculty Award:** Sarah Lindley McKune Research Assistant Professor, Environmental and Global Health Department, College of Public Health and Health Professions, and Center for African Studies⁵

Global Fellows Program

The International Center provides junior faculty with a \$5,000 Global Fellows stipend to pursue international and/or cross-cultural research. The program provides an additional \$1,000 stipend to a faculty who serves as a mentor to the Global Fellow.

College of Medicine (\$6,000)

- **Fellow:** Shama Patel, Assistant Professor, Emergency Medicine
- **Mentor:** Elizabeth DeVos, Associate Professor, Emergency Medicine

Global Learning Institute

The Office of Global Learning at the International Center supports faculty in their course internationalization efforts. The Global Learning Institute is a semester-long program where faculty learn about internationalization models, campus resources, and teaching methods to support global learning. The program reinforces professional development at UF by creating interdisciplinary learning communities and by expanding the teaching toolkit of our faculty.

College of Medicine (\$5,000)

- Hayley R. Adams, Adjunct Professor, Maples Center for Forensic Medicine
- Jason H. Byrd, Associate Director, Maples Center for Forensic Medicine
- Susan Underkoffler, Program Director, Maples Center for Forensic Medicine

Virtual Exchange Training

Through virtual exchange, faculty can connect their UF classes with students and faculty abroad to collaborate on assignments, acquire global perspectives on a given discipline, and develop intercultural competence skills. The International Center Office of Global Learning provides training and seed funding to help faculty design and incorporate virtual international content and communication activities into existing courses.

College of Medicine (\$500)

- Elizabeth DeVos, Associate Professor, OEA-Global Health Education Programs and Emergency Medicine-Jacksonville

College of Public Health and Health Professions (\$500)

- Elizabeth Wood, Clinical Assistant Professor, Environmental and Global Health

⁵ Sara Lindley McKune was named the University of Florida Junior Faculty International Educator of the Year.

Virtual Exchange Courses

- 108 PPHP students and 32 partner university students enrolled in a course with a Virtual Exchange module.

Table 8-1: Number of Students in Virtual Exchange by College

College/Unit	Number of UF Students	Number of Partner Students
Business, Warrington College	63	15
Center for Latin American Studies	9	6
Health and Human Performance	102	25
Institute of Food and Agricultural Sciences	42	23
Liberal Arts and Sciences	404	108
Public Health and Health Professions	108	32
TOTAL	728	209

Initiatives to Support Global and Intercultural Competence

UFIC Office of Global Learning provides funding for faculty and staff to attend workshops, conferences, webinars, and training opportunities focused on global learning, intercultural competence, integrative learning, and adoption of high-impact educational practices. During the 2020/2021 academic year, travel was restricted and therefore all the awards supported virtual attendance at conferences.

Table 8-2: Awards to Support Global and Intercultural Competence

College/Unit	Number of Awards	Amount
Health and Human Performance	1	190.00
Institute of Food and Agricultural Sciences	2	390.00
Liberal Arts and Sciences	2	345.00
One Health Center of Excellence	2	390.00
Public Health and Health Professions	1	190.00
TOTAL	8	\$1,505.00

UF Fulbright Events

The Fulbright Scholars program is sponsored by the U.S. Department of State's Bureau of Educational and Cultural Affairs. Founded in 1946, the programs mission is to improve intercultural relations and cultural diplomacy between the United States and other countries around the world. At UF, the Fulbright program works with a large set of collaborating partners across campus. The International Center coordinates and hosts events to promote the Fulbright experience. During the 2020/2021 academic year, the International Center co-sponsored five virtual events attended by 145 faculty, students, and staff from almost every college at UF.

Table 8-3: Attendance at UF Fulbright Events

Event	Number Attended
Virtual Welcome & Networking Reception	35
My Fulbright Experiences and Impacts with Dr. Muthusami Kumaran	35
How to Prepare a Successful US Scholar Fulbright Application	29
Managing Fulbright Recruitment and Retention	26
US Fulbright Scholar Informational Session	20
TOTAL	145

Table 8-4: Attendance at Fulbright Events by College and Unit

College/Unit	Number Attended
Liberal Arts and Sciences	34
Institute of Food and Agricultural Sciences	31
UF International Center	23
UF Administration	10
Guests of UF	9
Education	8
Arts	7
Herbert Wertheim College of Engineering	6
Health and Human Performance	5
Medicine	4
Levin College of Law	2
Warrington College of Business	2
Design, Construction and Planning	1
FLMNH	1
Nursing	1
Public Health and Health Professions	1
TOTAL	145

International Scholars Program

The International Scholars Program (ISP) is a commencement medallion program open to all undergraduate students. ISP allows students to develop a global mindset and acquire in-demand skills by integrating international coursework, interdisciplinary perspectives, digital literacy, and experiential learning opportunities. To graduate with the International Scholars designation, the student must meet four requirements:

1. Four courses of international themed coursework
2. One international experience (e.g., study abroad) or two semesters of a foreign language
3. Be engaged in the various international campus life programs available throughout the year

4. The student must complete the capstone e-portfolio program that features their accomplishments at UF and abroad in an online forum
- 7 students from the College of Nursing and 20 students from the College of Public Health and Health Professions enrolled in the International Scholars Program.

Table 8-5: International Scholars Program by College

College/Unit	International Scholars Enrolled		International Scholars Graduated	
	Total Enrolled	Percent	Total Graduated	Percent
Arts	15	2.1	3	3.3
Business, Warrington College	58	8.1	7	7.6
Design, Construction and Planning	19	2.7	1	1.1
Education	3	0.4	0	0
Engineering, Herbert Wertheim College	47	6.6	1	1.1
Health and Human Performance	1	0.1	0	0
Institute of Food and Agricultural Sciences	77	10.8	9	9.8
Journalism and Communications	30	4.2	6	6.5
Liberal Arts and Sciences	438	61.3	59	64.1
Nursing	7	1.0	1	1.1
Public Health and Health Professions	20	2.8	5	5.4
TOTAL	715	100%	92	100%

9. TRAVEL REGISTRY

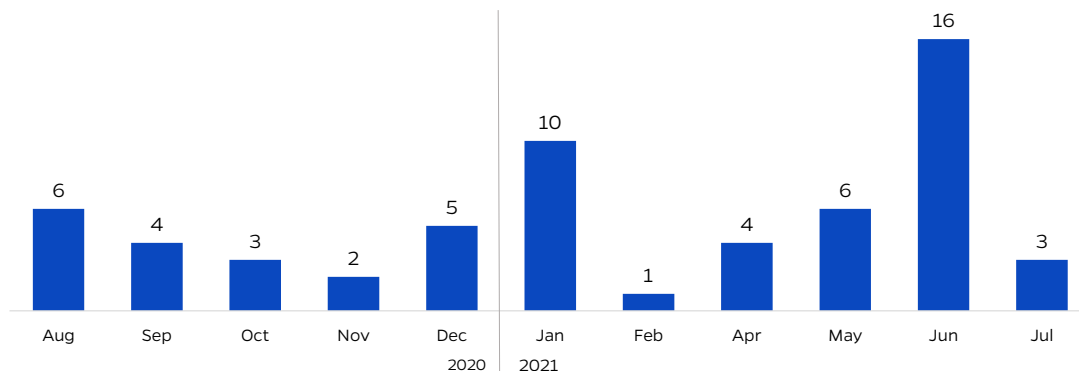
- UF Health faculty, students, and staff made 60 trips.
- Faculty, staff, students, and alumni travelled to 21 countries.
- 35% all trips were for teaching and 22% to support research.
- 61% of UF Health trips were by faculty and 22% by students.

University of Florida faculty, staff, and researchers travel internationally as part of their official UF duties. For example, they may travel to attend conferences, collect field data, engage in outreach activities, collaborate with partners, participate in meetings, recruit students, etc. Prior to Covid, the number of trips on behalf of UF ranged from four to five thousand each year. Due to a full year of Covid-19 restrictions, the number of trips by UF faculty, staff, and students dropped significantly and UF’s travel fell to 329 trips. As in previous years, more than fifty percent of all travel is in May, June, and

July (Figure 9-1). In 2018/19 pre covid UF faculty, staff, and students accounted for over 4,000 trips.

- 60 trips by faculty, staff, students, and other affiliates in UF Health colleges.
- 18% of all travel at UF during the academic year.
- In 2018/19 pre-covid, UF Health accounted for 920 trips, 21% of all trips on behalf of UF.

Figure 9-1: Number of Trips by UF Health Faculty, Staff, Students, and Affiliates



Travel by College/Unit

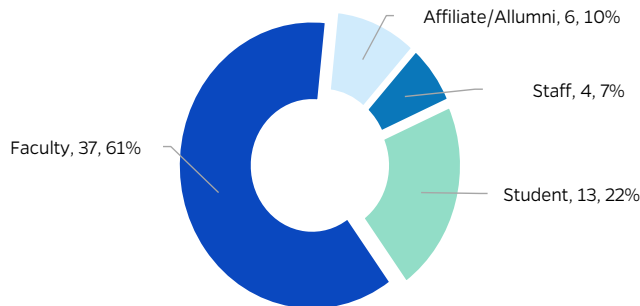
Table 9-1: Travel by College and Unit

College/Unit	Number	Percent of Total
Liberal Arts and Sciences	108	32.3
Institute of Food and Agricultural Sciences	63	18.9
Herbert Wertheim College of Engineering	28	8.4
Medicine	28	8.4
Type One Centers	18	5.4
Public Health and Health Professions	16	4.8

College/Unit	Number	Percent of Total
Florida Museum of Natural History	16	4.8
Arts	13	3.9
UF Administration	12	3.6
Veterinary Medicine	12	3.6
Education	5	1.5
Design, Construction and Planning	3	0.9
Warrington College of Business	3	0.9
Pharmacy	3	0.9
Not Reported	3	0.9
Health and Human Performance	2	0.6
Nursing	1	0.3
TOTAL	334	100%

UF Health Trip Profile

Figure 9-2: Who is Travelling?



- 61% of all trips are by faculty; 22% by students; 10% by alumni or affiliates; and 7% by staff.

Figure 9-3: Purpose of Travel

- 35% of all trips for teaching; 22% to support research; 17% for technical assistance, outreach, or medical missions; 10% to participate in coursework or training; 7% to attend a conference; 5% for a site visit or to support a partnership; and 5% on personal business.

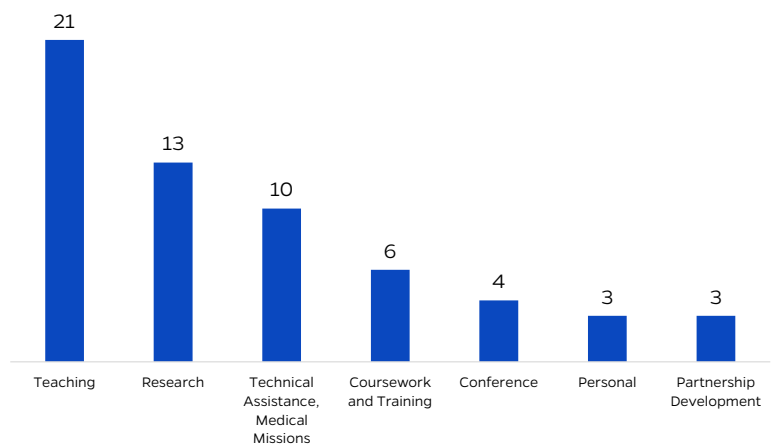


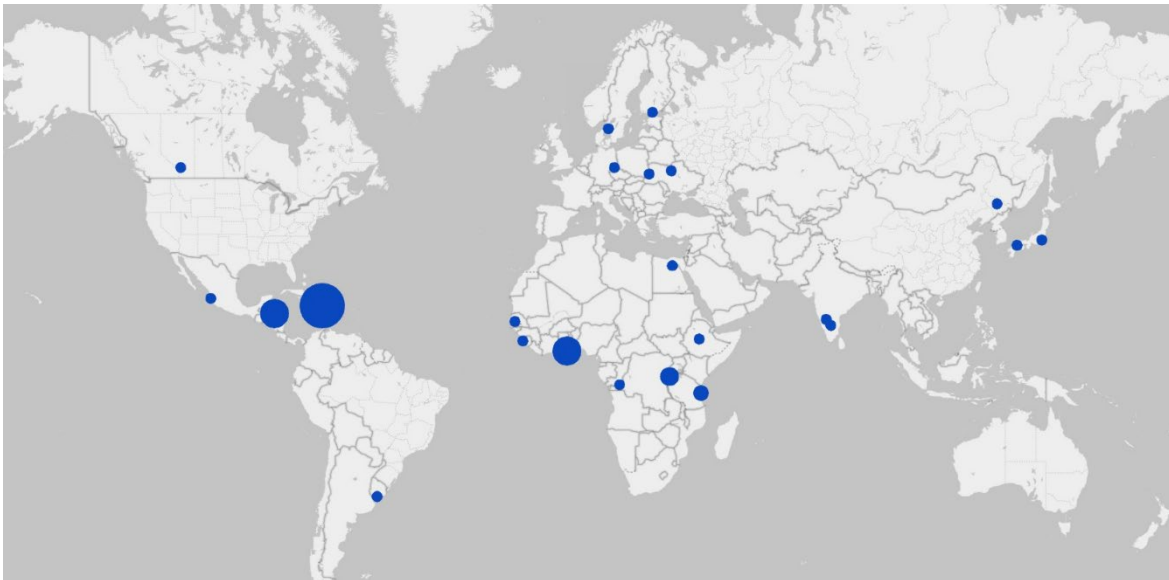
Table 9-2: Travel Purpose by Role at UF

Purpose of Travel	Faculty	Staff	Students	Alumni Affiliates	Total	Percent of Total
Teaching	15	-	-	6	21	35.0
Research	8	-	5	-	13	21.7
Technical Assistance, Outreach, Medical Missions	2	1	7	-	10	16.7
Coursework and Training	5	-	1	-	6	10.0
Conference	4	-	-	-	4	6.7
Partnership Development	2	2	-	-	3	5.0
Personal	1	1	-	-	3	5.0
TOTAL	37	4	13	6	60	100.0%

Destination of Travel

- UF Health faculty, staff, students, and affiliates traveled to 21 countries.
- Haiti is the most frequent destination.

Figure 9-4: International Travel Destinations by UF Health Faculty, Staff, Students, and Others



10. INTERNATIONAL ALUMNI

The University of Florida supports a large alumnus of more than 450,000 former students. Because UF has a sizeable number of international students and the university’s reputation is global, UF’s graduates extend the gator nation worldwide. Tracking graduates is a challenge and the summary presented here cannot be comprehensive. The accuracy of tracking where UFs graduates live is a function of the strength of each of our college’s alumni network. As a result, some colleges can report proportionately larger numbers than those reflected by graduation data. Additionally, some colleges have a larger percentage of international students and therefore, their international alumni reflect that enrollment trend.

- The UF Alumni Association reports on 708 alumni from UF Health living outside of the U.S.
- 7.6% of all international alumni (recorded) have graduated from on of the UF Health colleges.
- UF Health alumni live in 77 countries. The highest percentage live in Canada (38%).
- Of the alumni data, 96% graduated with a graduate degree and 4% with a bachelor’s degree.

The summary documents both UF’s international students who may have returned to their home country after graduation and U.S. students who work and live abroad.

- The six colleges of UF Health report on 708, or 8% of all international alumni.

Table 10-1: Number and Percent of Alumni by College

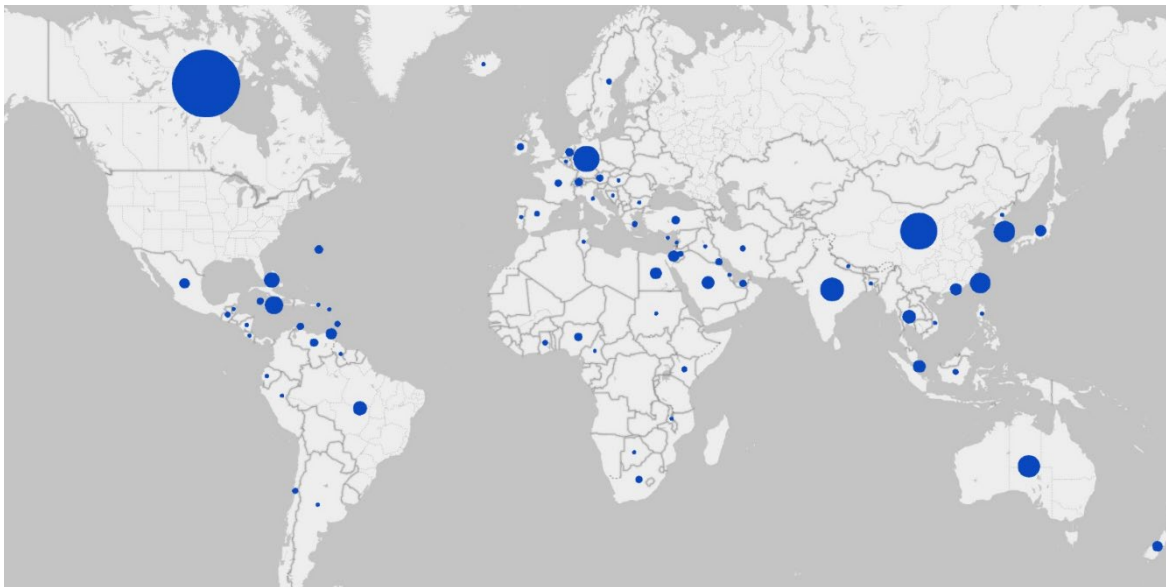
College/Unit	Number	Percent of Total
Herbert Wertheim College of Engineering	3,441	36.9
Liberal Arts and Sciences	1,275	13.7
Warrington College of Business	1,230	13.2
Institute of Food and Agricultural Sciences	1,180	12.7
Pharmacy	338	3.6
Levin College of Law	323	3.5
Design, Construction and Planning	311	3.3
Journalism and Communications	311	3.3
Education	225	2.4
Public Health and Health Professions	212	2.3
Health and Human Performance	168	1.8
Arts	120	1.3
Medicine	74	0.8
Veterinary Medicine	48	0.5
Dentistry	19	0.2
Nursing	17	0.2
Not Reported	23	0.2
TOTAL UF HEALTH	708	7.6
TOTAL	9,315	100%

- Half of all UF Health international alumni live in three countries, Canada, China and Germany. Half of UF Health international alumni live in 74 countries where not more than three percent live in each country.
- The international location of allumni differs by UF Health College (Table 10-2).

Table 10-2: International Alumni by College

College	Number of Alumni	Number of Countries of International Alumni	50% of Alumni
Dentistry	19	10	Canada, Bahamas
Medicine	74	31	China, India, Canada
Nursing	17	13	Canada, Netherlands, South Africa
Pharmacy	338	45	Canada
PHHP	212	44	Canada, China, Australia
Veterinary Medicine	48	17	Canada, Australia, UK
TOTAL	708	77	Canada, China, Germany

Figure 10-1: Location of UF Health Alumni



11. APPENDIX: UF HEALTH SCIENCES INTERNATIONAL MOUS

Dentistry

Institution	Country	UF Academic Manager	Type	Termination Date
Dankook University	South Korea	Cha,Seunghee	Cooperative	10/31/2025

Emerging Pathogens Institute (EPI)

Institution	Country	UF Academic Manager	Type	Termination Date
Faculdade de Medicina do ABC	Brazil	Morris Jr.,J. Glenn	Cooperative	1/29/2024
National Center for Disease Control and Public Health of Georgia	Georgia	Morris Jr.,J. Glenn	Cooperative	2/7/2024
Padua University (Università di Padova)	Italy	Capua,Ilaria	Cooperative	5/15/2023
University of Buea	Cameroon	Morris,Glenn	Cooperative	5/26/2020

Medicine

Institution	Country	UF Academic Manager	Type	Termination Date
Ahmadu Bello University	Nigeria	Odedina,Folakemi	Cooperative	3/19/2022
Casa Hogar del Campesino Fundación Prodein	Peru	DeVos,Elizabeth	Cooperative	4/30/2022
Federal University of Lavras	Brazil	Leonardo,Almeida	Cooperative	12/5/2024
Fundacion Cardioinfantil	Colombia	Steele,Bonnie	Cooperative	8/2/2022
Greater Accra Regional Hospital	Ghana	Becker,Torben	Cooperative	12/22/2024
Hospital Bernard Mevs	Haiti	Becker,Torben	Cooperative	5/23/2024
Komfo Anokye Teaching Hospital	Ghana	Ryan,Matthew	Cooperative	8/28/2023
L'Universite d'Etat d'Haiti	Haiti	Elizabeth,Devos	Cooperative	10/13/2025
Muhimbili University of Health and Allied Sciences	Tanzania	Lauzardo,Michael	Cooperative	3/1/2022
National Ambulance Service	Ghana	Ryan,Matthew	Cooperative	8/28/2023
The University of Global Health Equity in Rwanda	Rwanda	Petroze,Robin	Cooperative	3/28/2026
Universidad Catolica Nordestana	Dominican Republic	Devos, MD, MPH, FACEP,Elizabeth	Cooperative	2/9/2023
Universidad Católica Nordestana (Medical Student Rotation)	Dominican Republic	Devos, MD, MPH, FACEP,Elizabeth	Cooperative	6/29/2022
Universidad Peruana Cayetano Heredia (Medical Student Rotation)	Peru	Devos, MD, MPH, FACEP,Elizabeth	Cooperative	1/30/2023
Universidad San Francisco de Quito	Ecuador	Devos, MD, MPH, FACEP,Elizabeth	Cooperative	10/30/2022
Università Campus Bio-Medico di Roma	Italy	Pahor,Marco	Cooperative	12/22/2024

Nursing

Institution	Country	UF Academic Manager	Type	Termination Date
Chulalongkorn University	Thailand	McDaniel,Anna	Cooperative	1/31/2023
Universidade Federal Fluminense	Brazil	Stacciarini, , RN, PhD, FAAN,Jeanne-Marie R.	Cooperative	7/6/2026

Pharmacy

Institution	Country	UF Academic Manager	Type	Termination Date
Anton de Kom Universiteit van Suriname	Suriname	Tebbett,Ian	Cooperative	7/6/2023
Chitkara University	India	Grundmann,Oliver	Cooperative	11/17/2022
Hogeschool van Arnhem en Nijmegen	Netherlands	Tebbett,Ian	Cooperative	2/5/2024
Showa University	Japan	Doty,Randell	Cooperative	1/20/2025
University of Canberra	Australia	Tebbett,Ian	Cooperative	6/30/2022
University of Ilorin	Nigeria	Odedina,Folakemi	Cooperative	3/27/2022
University of Malta	Malta	Doty,Randell	Cooperative	10/19/2020
University of Navarra (School of Pharmacy)	Spain	Doty,Randell	Reciprocal	6/28/2024
University of Siena	Italy	Doty,Randell	Cooperative	2/13/2023
US- Thai Consortium for the Development of Pharmacy Education in Thailand	Thailand	Lipowski,Earlene	Consortia	7/16/2022

Public Health and Health Professions (PHHP)

Institution	Country	UF Academic Manager	Type	Termination Date
Chulalongkorn University, Thailand	Thailand	Cottler,Linda	Cooperative	5/15/2023
Instituto para el Desarrollo Infantil	Peru	Struckmeyer,Linda	Cooperative	9/18/2023
La Trobe University	Australia	Moorhouse,Michael	Reciprocal	2/28/2022
L'Universite d'État d'Haiti	Haiti	Perri,Michael	Cooperative	3/27/2023
Ministry of Health, Trinidad and Tobago	Trinidad and Tobago	Okech,Bernard	Cooperative	3/17/2022
The National Institute of Mental Health and Neurosciences	India	Cottler,Linda	Cooperative	1/14/2020
Volontariat pour le Développement d'Haïti	Haiti	Mainous III,Arch G.	Cooperative	3/1/2021

Veterinary Medicine

Institution	Country	UF Academic Manager	Type	Termination Date
Agencia de Regulación y Control de la Bioseguridad y Cuarentena para Galápagos	Ecuador	Hernandez,Jorge	Cooperative	1/20/2021
Anton de Kom University of Suriname	Suriname	Roberts,Stephen	Cooperative	7/6/2023

Office for Global Research Engagement

1765 Stadium Road, The Hub

Gainesville, FL 32611

(352) 273-1521

internationalcenter.ufl.edu