

2020 – 2021 REPORT OF INTERNATIONAL ACTIVITY

University of Florida International Center
Office for Global Research Engagement

Supporting Faculty to Build Partnerships Globally

University of Florida International Center

The **OFFICE FOR GLOBAL RESEARCH ENGAGEMENT (OGRE)** facilitates international research to increase UF's global presence. OGRE supports faculty to advance international research at UF and around the world.

In pursuit of international research excellence, our role is to:

- **INTRODUCE** faculty new to international research to active university networks and experienced mentors.
- **CONNECT** faculty, students, and staff with those who share research interests and are interested in working in similar countries or regions.
- **FOSTER** research networks for internationally focused communities of practice.
- **EXPAND** UF's knowledge and capacity in working in international venues.
- **ASSIST** faculty, students, and staff in identifying sponsored research opportunities and programs.
- **FACILITATE** the process of navigating the UF administrative process for conducting international research.
- **SUPPORT** Fulbright visiting scholars at UF, and UF scholars traveling abroad.

For more information: JulieFes@ufic.ufl.edu and <https://www.internationalcenter.ufl.edu>

SUPPORTING FACULTY TO BUILD PARTNERSHIPS GLOBALLY



2020/2021

Report of International Activity

University Report

Table of Contents

List of Figures	ii
List of Tables	iii
1. Introduction	1
2. International Memoranda of Understanding (MOU)	3
3. UF's Global Research Footprint	6
Institutional Review Boards (IRB): An Indicator of Global Research Capacity	6
Exempt Approved and Approved IRB Studies	7
IRB Studies by College	7
Number of IRB Studies by Region	8
4. International Visiting Scholars	9
International Visiting Scholars at UF	10
International Visiting Scholars by College	10
Country of Citizenship of International Visiting Scholars	11
5. International Student Applications	12
International Applications by Type of Program	12
Student Profile	12
International Applications by College	13
International Applications by Citizenship	14
6. International Students	17
Number of International Students Registered for Classes and OPT	17
International Students by College and Degree	18
International Students: Home Country	19
7. Study Abroad Programs	23
Study Abroad by College	23
Study Abroad Student Profile	24
Study Abroad Programs and Terms	24
Program Destinations	26
Graduating Students and Study Abroad	28
8. International Center Programs	30
Programs to Support Faculty, Staff, and Students	30
International Educator Awards	30
2020 College International Educators of the Year	30
Global Fellows Program	32
Global Learning Institute	34
Virtual Exchange Training	34
Virtual Exchange Courses	35
Initiatives to Support Global and Intercultural Competence	35
UF Fulbright Events	36
International Scholars Program	37

9. Travel Registry	38
Travel by College/Unit	38
Trip Profile	39
Destination of Travel.....	40
10. UF International Alumni	41
11. Appendix: UF International MOUs	43
University Wide Agreements.....	43
Arts	43
Business, Warrington College	43
Center for Latin American Studies	45
Dentistry	46
Design, Construction and Planning (DCP)	46
Education.....	47
Emerging Pathogens Institute (EPI)	47
Engineering, Herbert Wertheim College	47
Florida Museum of Natural History (FLMNH)	48
Health and Human Performance (HHP)	48
Institute of Food and Agricultural Sciences (IFAS)	49
International Center (UFIC).....	52
Journalism and Communications (CJC)	52
Law, Fredric G. Levin College	52
Liberal Arts and Sciences (CLAS).....	52
Medicine	54
Nursing.....	55
Pharmacy.....	55
Public Health and Health Professions (PHHP)	55
Veterinary Medicine.....	55

List of Figures

Figure 2-1: International MOUs	3
Figure 2-2: International MOUs 2017-2021	4
Figure 2-3: Location of International MOUs	5
Figure 3-1. Number of International IRB Studies by Region.....	8
Figure 3-2. UF IRB Studies by Country	8
Figure 4-1: Number of Visiting Scholars by Year	9
Figure 4-2: International Visiting Scholars by Citizenship	11
Figure 4-3: International Visiting Scholars at UF.....	11
Figure 5-1: International Student Applications by Degree	12
Figure 5-2: Female to Male Ratio by Degree.....	13
Figure 5-3: Number of International Applications by College and Degree Type	14
Figure 5-4: Country of Citizenship of UF International Applications	15
Figure 6-1: Number of International Students by Degree Type (Fall 2021)	17
Figure 6-2: Country of Citizenship of UF International Students (Including OPT)	20
Figure 7-1: Study Abroad Terms	24
Figure 7-2: Study Abroad by Region.....	26
Figure 7-3: Study Abroad Destinations	27
Figure 7-4: Study Abroad Destinations of all UF Graduating Students	29
Figure 9-1: Number of Trips by UF Faculty, Staff, and Students	38
Figure 9-2: Who is Travelling?	39
Figure 9-3: International Travel Destinations by UF Faculty, Staff, Students, and Others.....	40
Figure 10-1: Location of UF International Alumni	42

List of Tables

Table 2-1: Number of Agreements by College/Unit	4
Table 2-2: Geographic Diversity of Agreements by College/Unit.....	5
Table 3-1: Number and Percent of IRB Protocols.....	7
Table 4-1: International Scholars	10
Table 4-2: International Visiting Scholars by College.....	10
Table 5-1: International Applications (Number and Percent) by College.....	13
Table 5-2: Number and Percent of International Applications by Country	15
Table 5-3: International Applications for Graduate and Undergraduate Programs by Country.....	16
Table 6-1: UF International Students by College and Degree (Non-OPT).....	18
Table 6-2: OPT Students by College (Number and Percent)	19
Table 6-3: Region of Citizenship (All Students)	20
Table 6-4: Country of Citizenship (All Students)	20
Table 6-5: Country of Citizenship (Undergraduate, not including OPT).....	21
Table 6-6: Country of Citizenship (Non-OPT Master’s and Doctoral Students)	21
Table 6-7: OPT Students by College (Number and Percent)	22
Table 7-1: Number and Percent of Students who Participated in Study Abroad by College.....	24
Table 7-2: Type of Study Abroad Program by College	25
Table 7-3: Study Abroad by Region (Percent of College to Destination).....	27
Table 7-4: Number and Percent of Students who Studied Abroad by Academic Level.....	28
Table 7-5: Study Abroad Rates by College	28
Table 8-1: Number of Students in Virtual Exchange by College.....	35
Table 8-2: Awards to Support Global and Intercultural Competence	35
Table 8-3: Attendance at UF Fulbright Events	36
Table 8-4: Attendance at Fulbright Events by College and Unit	36
Table 8-5: International Scholars Program by College.....	37
Table 9-1: Travel by College and Unit.....	39
Table 9-2: Travel Purpose by Role at UF.....	40
Table 10-1: Number and Percent of International Alumni by College	41

1. INTRODUCTION

In the 2020/2021 academic year, the University of Florida (UF) continued to pursue its mission of education excellence while facing the greater challenges of a global pandemic. While classes resumed and faculty, staff, and students adapted to changing conditions, the International Center found new and innovative ways to support our international programs and serve our global community. Throughout, we continued to serve UF's broader global mission and are proud to be a leader in fostering international understanding and developing a network of students and scholars at home and around the world.

This report represents the fourth year of documenting international activity and presents our global footprint for the 2020/2021 academic year. Similar to past reports, the data summarize a considerable volume of international activity, and continues to be testimony to the university's commitment to international research, education, and international exchange.

The report documents the university's international partnerships, the investment into faculty development programs, an estimate of the extent international research, the number of international visitors working and studying at UF, the number of international students, the extent of applications for graduate programs from students worldwide, the university study abroad programs, our efforts dedicated to internationalizing the curricula, and a summary of where our faculty, students and staff are travelling. This year, we have added information about our international alumni, showcasing the global reach of our graduates.

The data represent a snapshot of international activity captured in August 2020. For many categories, the numbers fluctuate; for example, the number of formal agreements with foreign institutions changes daily as new partnerships are introduced and others are expired. For some data, such as for international graduate applications and the number of international students, the report captures Fall numbers only to avoid double counting and redundancies.

The activities reported in this document demonstrate how international efforts at UF contribute to a fundamental university goal to prepare our students to better navigate the increasingly complex

- 374 International MOUs in 82 countries.
- 656 active IRB studies in 127 countries.
- 922 International Visiting Scholars from 72 countries.
- 17,917 international student applications from 168 countries.
- 5,607 international students enrolled in classes from 130 countries.
- 276 students studied abroad and travelled to 23 countries.
- Of all UF students who have graduated, 14% participated in at least one study abroad experience.
- Global Fellowship awarded to twelve UF faculty.
- Eleven UF faculty received a stipend to participate in the Global Learning Institute.
- Five UF faculty received a stipend to participate in Virtual Exchange Training.
- Eight UF faculty and staff received funding to attend an event to support global and intercultural competence.
- 715 undergraduate students enrolled in the International Scholars Program.
- Faculty, students, and staff made 334 trips to 77 countries.
- 92 students graduated with an International Scholars Medallion.
- The UF Alumni Association reports on 9,315 international alumni living in 157 countries.

challenges of a globalized world. The intent is to showcase and highlight the extent and scope of UF's international activity in one inclusive report. As a top ranked, R1, public university, our faculty engage in research and international collaborative activity that is, by its sheer number, a challenge to document. Their scholarship and classroom activity impacts international content daily and, with

Now more than ever, the UF International Center embraces its global mission as we plan a way forward in pursuit of international engagement in a post-pandemic world.

almost 5,000 faculty and more than 200 research and education centers, bureaus, and institutes, documenting their international scholarly activity is difficult. For this reason, this report cannot be comprehensive of all international activity; however, it provides a benchmark from which we can begin to measure our global reach. Indeed, every indication suggests the Gator Nation extends substantially to the wider global community.

2. INTERNATIONAL MEMORANDA OF UNDERSTANDING (MOU)

- 374 International MOUs
- 272 Cooperative International MOUs (73%)
- 94 Reciprocal International MOUs (25%)
- UF has formal MOUS with institutions in 82 countries
- Reciprocal Agreements with institutions in 29 countries
- Cooperative Agreements with institutions in 74 countries


The University of Florida connects to the world’s best international universities and institutions through formal partnerships supported by UF’s International Memoranda of Understanding (MOUs). These agreements facilitate research among faculty; enable faculty and student exchanges; protect intellectual property; and serve as a basis for ensuring ethical best practice. The relationships that may flourish as a result of these agreements is an important aspect of our internationalization efforts.

The MOU database is dynamic. On a regular basis, the International Center enters into new agreements, updates existing partnerships, and terminates those that are expired or no longer relevant. The data tabulated in this report represent the UF Agreements for the 2020/2021 academic year.

The International Center manages 374 international MOUs. The majority fall under two broad categories of Agreements – Cooperative and Reciprocal.

- At UF, most MOUs are Cooperative (73%). The Cooperative MOUs or Agreements are as diverse as the needs of our faculty. These collaborative partnerships provide a framework to pursue collaborative activity and do not represent a legal relationship. Often, they start as a one-to-one collaboration with a UF partner and over the length of the agreement result in meaningful scholarly partnerships.
- Almost one quarter of all International MOUs are Reciprocal Agreements, which are a true exchange program MOUs where students from each institution spend time at the host institution as a non-degree, seeking student.

Figure 2-1: International MOUs



- There are a few International MOUs to cover combined and dual degree programs, transfer programs from other institutions, or special agreements among universities to accommodate unique circumstances for student exchanges.

- The Institute of Food and Agricultural Sciences (IFAS) manages the most international MOUs (25%).
- There are 272 Cooperative International MOUs and the highest percentage (32%) of MOUs are managed by IFAS.
- There are 94 Reciprocal MOUs and the majority are within the Warrington College of Business (40%) and the College of Liberal Arts and Sciences (33%).
- Since 2017, the number of International MOUs have decreased (Cooperative by 21% and Reciprocal by 17%). However, for the last three years, the numbers have been relatively stable.

Figure 2-2: International MOUs 2017-2021

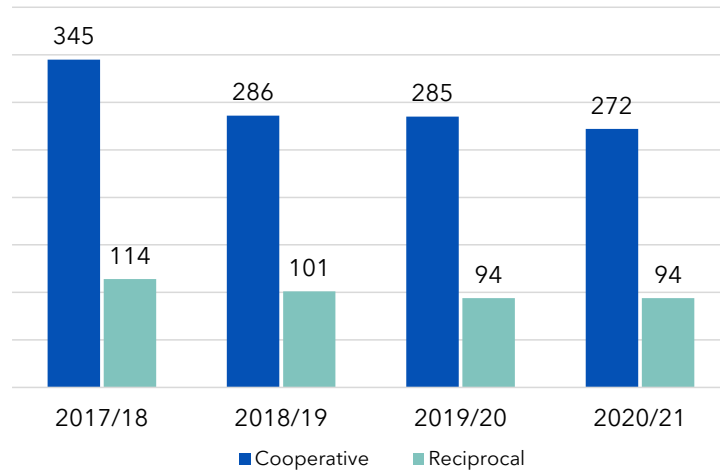
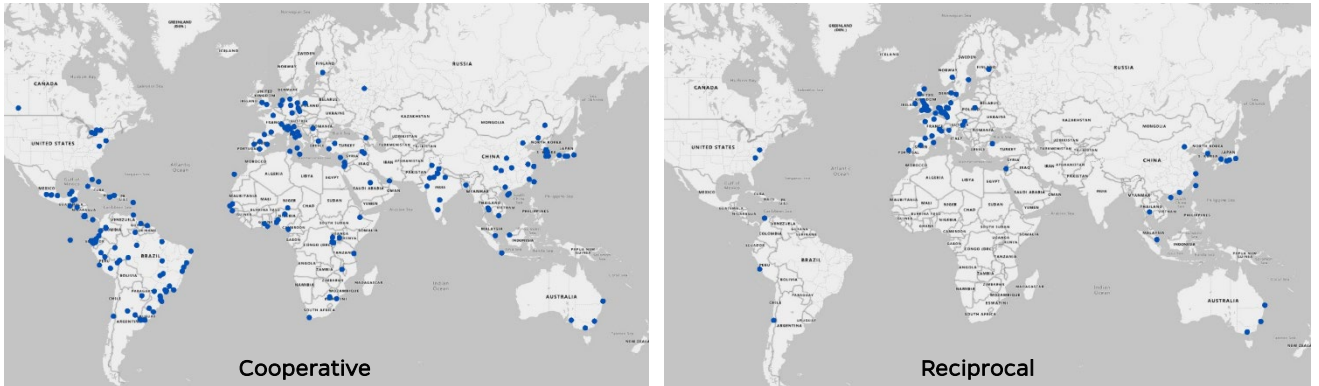


Table 2-1: Number of Agreements by College/Unit

College/Unit	UFIC Administered MOUs			Total	
	Cooperative	Reciprocal	Other	Number	Percent
Arts	3	-	-	3	0.8
Business, Warrington College	4	38	1	43	11.5
Center for Latin American Studies	30	-	-	30	8.0
Dentistry	1	-	-	1	0.3
Design, Construction and Planning	14	4	-	18	4.8
Education	2	-	-	2	0.5
Emerging Pathogens Institute	4	-	-	4	1.1
Engineering, Herbert Wertheim College	30	9	1	40	10.7
Florida Museum of Natural History	1	-	-	1	0.3
Health and Human Performance	11	2	-	13	3.5
Institute of Food and Agricultural Sciences	87	4	3	94	25.1
Journalism and Communications	1	1	-	2	0.5
Law, Fredric G. Levin	4	1	-	5	1.3
Liberal Arts and Sciences	30	31	2	63	16.8
Medicine	16	-	-	16	4.3
Nursing	2	-	-	2	0.5
Pharmacy	8	1	1	10	2.7
Public Health and Health Professions	6	1	-	7	1.9
University Wide (International Center, Office of Research, Graduate School)	16	2	-	18	5.1
Veterinary Medicine	2	-	-	2	0.5
TOTAL	272	94	8	374	100%

- UF International MOUs represent collaborative activity in 82 countries.
- The greatest number of International MOUs are with Brazil and China; whereby, each have ten percent of all MOUs.

Figure 2-3: Location of International MOUs



- 272 Cooperative MOUs in 74 countries
- 13% (the majority) are with institutions in Brazil
- 8% are with institutions in China
- 94 Reciprocal MOUs in 29 countries
- 12% (the majority) are with institutions in Australia
- 11% each with institutions in China and with Germany.

The geographic diversity is generally a reflection of the size of the unit (Table 2-2).

- IFAS has the largest global footprint with 94 active international MOUs in 40 countries.
- The Colleges of Liberal Arts and Sciences and Business also have a relatively geographically diverse set of partners. (The list of all agreements is included in the Appendix.)

Table 2-2: Geographic Diversity of Agreements by College/Unit

College/Unit	Number of MOUs	Number of Countries
Arts	3	3
Business, Warrington College	43	22
Center for Latin American Studies	30	12
Dentistry	1	1
Design, Construction and Planning	18	11
Education	2	1
Emerging Pathogens Institute	4	4
Engineering, Herbert Wertheim College	40	17
Florida Museum of Natural History	1	1
Health and Human Performance	13	6
Institute of Food and Agricultural Sciences	94	40
Journalism and Communications	2	2
Law, Fredric G. Levin	5	3
Liberal Arts and Sciences	63	31
Medicine	16	11
Nursing	2	2
Pharmacy	10	10
Public Health and Health Professions	7	6
University Wide (International Center, Office of Research, Graduate School)	18	14
Veterinary Medicine	2	2
TOTAL	374	MOUs in 82 Countries

3. UF'S GLOBAL RESEARCH FOOTPRINT

Institutional Review Boards (IRB): An Indicator of Global Research Capacity

Documenting the international research conducted by faculty, staff, and student at UF is monumental. There is no consistency in labeling research as international unless it physically conducted outside of the US. One indicator of our research footprint can include applications to UF's Institutional Review Boards (IRB) oversight of human subjects research.

- 656 international IRB studies.
- Research is active in 127 countries.
- 21 studies are worldwide.
- 8 studies are within specific continental regions.

The IRB is charged with protecting the rights and welfare of participants in clinical trials and other human subjects research studies. UF IRB offices reviews and approves all research involving human subjects to ensure the welfare and rights of research participants are protected as mandated by federal and state laws, local policies, and ethical principles. As such, UF faculty, staff, and students must provide the IRB with a detailed plan of how their research will ensure the safety and welfare of any people who participate in their research project. When the research is conducted outside of the U.S., faculty, staff, and students are required to submit their research protocol that is compliant with the regulations in the U.S. and in the country where the research will take place.

The database that stores the applications for IRB approvals can serve as one indicator of the extent of international research at UF. It is not a comprehensive list and does not include research activities that do not involve people directly in the research methodology. It would not include studies that:

- Collect physical data,
- Reflect an international research collaboration among colleagues,
- Rely primarily on secondary data,
- Conduct primarily library or archival research, or
- Are exploratory studies intended to train students.

Within the above parameters, several colleges (e.g., Colleges of Engineering and the Arts) are underrepresented in this summary. As such, these data can only partially highlight the scope of UF's global research.

Exempt Approved and Approved IRB Studies¹

- 656 international IRB studies
- 481 (73%) studies submitted to the UF IRB for review, qualified to be *Exempt Approved* status from further review by the Code of Federal Regulations (CFR). To qualify the study can meet one of the following criteria:
 - Research is conducted in an established educational setting and involves instruction.
 - Research using educational tests, surveys, interviews, or observations of public behavior.
 - Research that does not impose risk or impact on any subject.
 - Secondary research involving access of identifiable data.
- 175 (27%) studies had undergone full IRB review.

IRB Studies by College

- A little more than half of all international studies requiring IRB review are from three colleges: Liberal Arts and Sciences (29%), Medicine (14%), and the Institute of Food and Agricultural Sciences (14%).

Table 3-1: Number and Percent of IRB Protocols

College/Unit	Number	Percent	Number of Countries ²
Arts	13	2.0	12
Business, Warrington College	25	3.8	5*
Center for Latin American Studies	22	3.4	17
Dentistry	1	0.2	1
Design, Construction and Planning	22	3.4	22
Education	34	5.2	19*
Emerging Pathogens Institute	10	1.5	4
Engineering, Herbert Wertheim College	11	1.7	10
Florida Museum of Natural History	1	0.2	1
Health and Human Performance	27	4.1	14*
Institute of Food and Agricultural Sciences	90	13.7	50*
Journalism and Communications	34	5.2	17*
Libraries, George A. Smathers	2	0.3	2
Liberal Arts and Sciences	188	28.7	79*
Medicine	92	14.0	43
Nursing	7	1.1	6
Pharmacy	16	2.4	9
Public Health and Health Professions	34	5.2	19
UF International Center	10	1.5	9

¹ UF Definitions of Exempt Human Subjects Research -- <https://irb.ufl.edu/irb02/forms-templates-guidelines/irbrev.html>

² Some IRB studies are conducted in multiple countries and therefore the number of countries listed may be greater than the number of projects.

College/Unit	Number	Percent	Number of Countries ²
UF Other	5	0.8	4
Veterinary Medicine	12	1.8	11
TOTAL	656	100%	127 Countries

*Does not include studies that are global or regional encompassing multiple countries.

Number of IRB Studies by Region

- UF Faculty, students and staff are conducting research in 127 countries.
- The majority are in China, Haiti, and Brazil.
- 30%, the majority, of all international IRB studies are in Latin America and the Caribbean. Of those, a large number are in Haiti, Brazil, Mexico, and in Peru.
- 18% are in countries in Sub Saharan Africa, mostly in Ethiopia, Ghana and Nigeria.
- 18% in Europe, the majority in the United Kingdom.
- 16% are in Eastern and Southeastern Asia, mostly in China, South Korea, and Thailand.

Figure 3-1. Number of International IRB Studies by Region

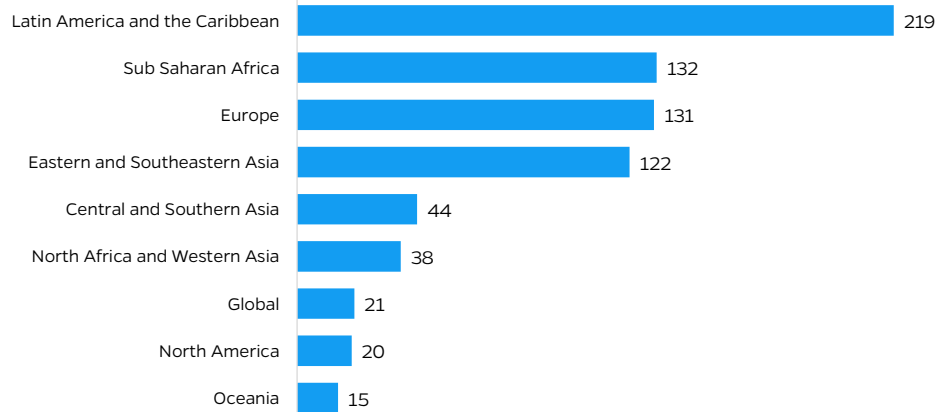
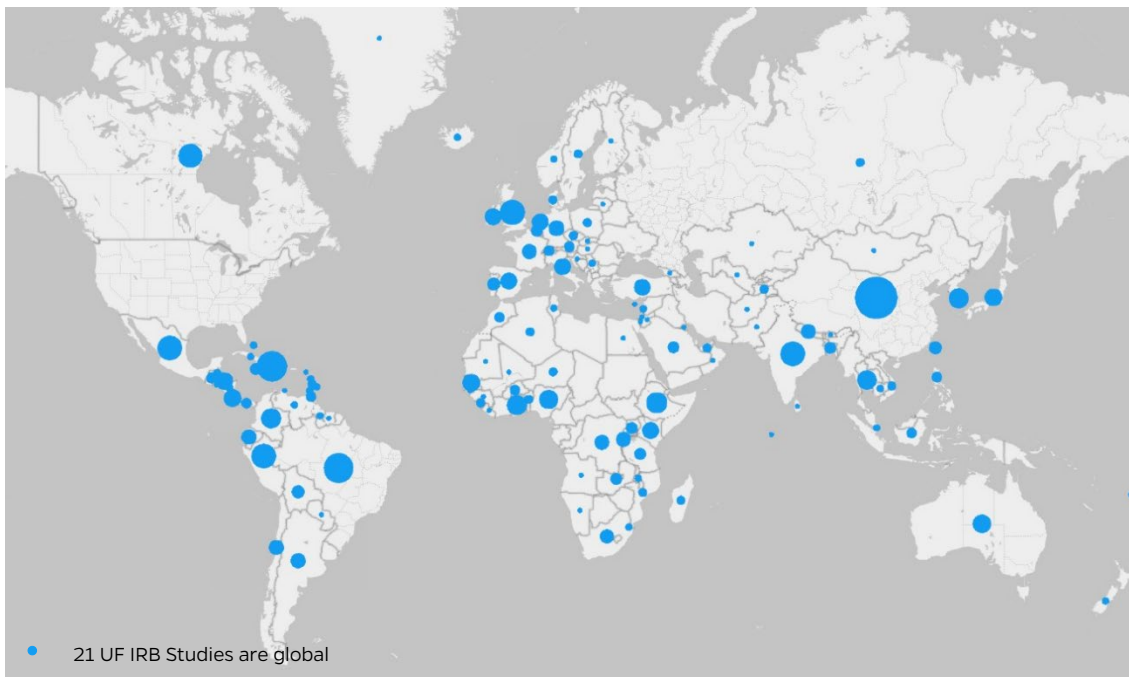


Figure 3-2. UF IRB Studies by Country



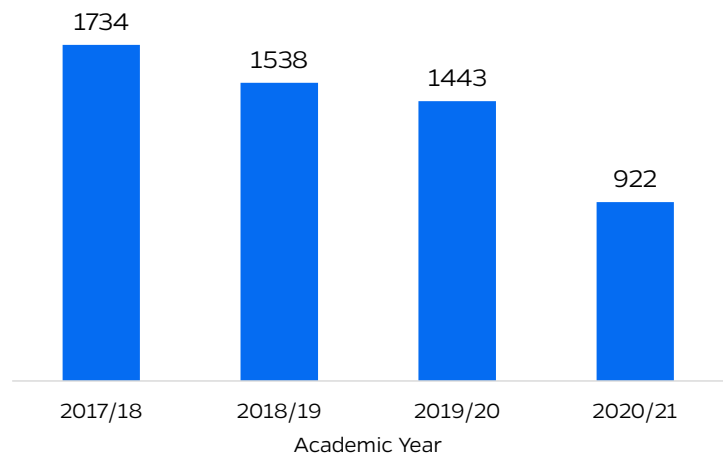
4. INTERNATIONAL VISITING SCHOLARS

- 922 International Visiting Scholars at UF.
- The majority, 90% are Research Scholars.
- The Institute of Food and Agricultural Sciences hosts the most Visiting Scholars (41%).
- International Visiting Scholars at UF are from 72 countries.

International Visiting Scholars are vital in supporting the global mission of the University of Florida. International Visitors promote cultural exchange, enrich international research, and connect UF to leading universities in the world. This year, UF’s visiting scholars faced the additional challenge from the COVID-19 pandemic, international travel restrictions, and limited access to U.S. Embassies and Consulates for visa processing. Some of our visiting scholars had to return to their home country earlier than planned, while others were not able to travel and have a physical presence on campus. The impact of the pandemic will

continue to make a difference in our numbers of visitors throughout our next academic year. The number of scholars at UF for the 2020/2021 academic year, dropped substantially and continues a downward trend (Figure 4-1). This academic year UF hosted 922 International Visiting Scholars. As expected, the effects of travel restrictions and embassy closures account for the 36% decrease from last year (Figure 4-1).

Figure 4-1: Number of Visiting Scholars by Year



Visiting scholars fit into one of five categories:

1. Professor – Teaching is the primary function; more than 50% of their time devoted to teaching. Maximum duration is five years.
2. Research Scholar – Research is the primary function; more than 50% of their time devoted to research. Maximum duration is five years.
3. Short Term Scholar – Program allows research and teaching. Maximum duration of six-months.
4. Student Intern – International students completing an internship which fulfills an educational objective towards the completion of the student’s degree from their home institution. They must engage in a minimum of 32 hours per week of structured internship activities and may take part-time UF courses. The maximum duration of their program is 12 months.

International Visiting Scholars at UF

Table 4-1: International Scholars

Category of Visiting Scholar	Number	Percent of Total
Research Scholar	828	89.8
Short-Term Scholar	73	7.9
Student Intern	11	1.2
Professor	10	1.1
TOTAL	922	100%

90% Research Scholars

UF International Visiting Scholars

International Visiting Scholars by College

- The Institute of Food and Agricultural Sciences hosts 41% of all International Visiting Scholars to UF.
- College of Medicine hosts 15% of Visiting Scholars, College of Liberal Arts and Sciences hosts 14%, and the Herbert Wertheim College of Engineering hosts 10% of all visiting scholars. No other unit or college hosts more than 10%.
- 82% of all student interns are with the Institute of Food and Agricultural Sciences.

Table 4-2: International Visiting Scholars by College

College	Professor	Research Scholar	Short-Term Scholar	Student Intern	Total (% of Total)
Arts	1	2	-	-	3 (0.3)
Business, Warrington College	1	13	-	-	14 (1.5)
Center for Latin American Studies	-	-	1	-	1 (0.1)
Dentistry	-	17	-	-	17 (1.8)
Design, Construction and Planning	-	12	1	-	13 (1.4)
Education	-	35	1	-	36 (3.9)
Engineering, Herbert Wertheim College	-	77	3	-	80 (8.7)
Florida Museum of Natural History	-	6	1	-	7 (0.8)
Health and Human Performance	-	11	1	-	12 (1.3)
Institute of Food & Agricultural Sciences	2	313	52	9	376 (40.8)
Journalism and Communications	-	4	-	-	4 (0.4)
Law, Fredric G. Levin	-	2	-	-	2 (0.2)
Liberal Arts and Sciences	6	119	9	-	134 (14.5)
Medicine	-	131	3	-	134 (14.5)
Nursing	-	1	-	-	--1 (0.1)
Pharmacy	-	44	1	2	47 (5.1)
Public Health and Health Professions	-	16	-	-	16 (1.7)
Veterinary Medicine	-	20	-	-	20 (2.2)
Whitney Laboratory	-	5	-	-	5 (0.5)
TOTAL	10	828	73	11	922 (100)

Country of Citizenship of International Visiting Scholars

- International Visiting Scholars at UF are from 72 countries.
- Three quarters of all international visitors are from nine countries, while only 25% are from 62 countries in total (Figure 4 -2).
- The majority, almost one third are from China.
- International scholars from Brazil make up the second most frequent country from which UF's visiting scholars originate.
- Visiting scholars, as Professors are from Austria, Brazil, China, Colombia, France, Germany, Mexico, Taiwan, and Turkey.
- Half of all Research visiting scholars are from China (36%) and Brazil (13%).
- The majority of Short-term scholars are from Brazil (19%) and Pakistan (19%).
- Of 11 Student interns, three are from Brazil, two from Colombia and the remaining six are from El Salvador, Japan, India, Malawi, Nigeria, and Uganda.

Figure 4-2: International Visiting Scholars by Citizenship

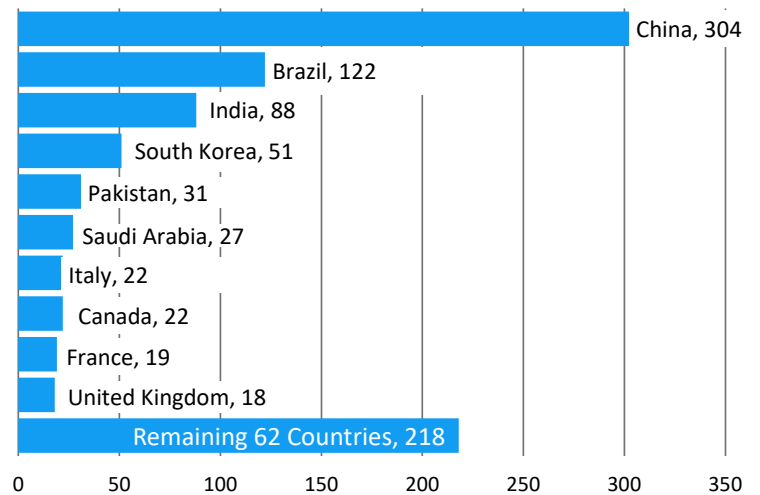
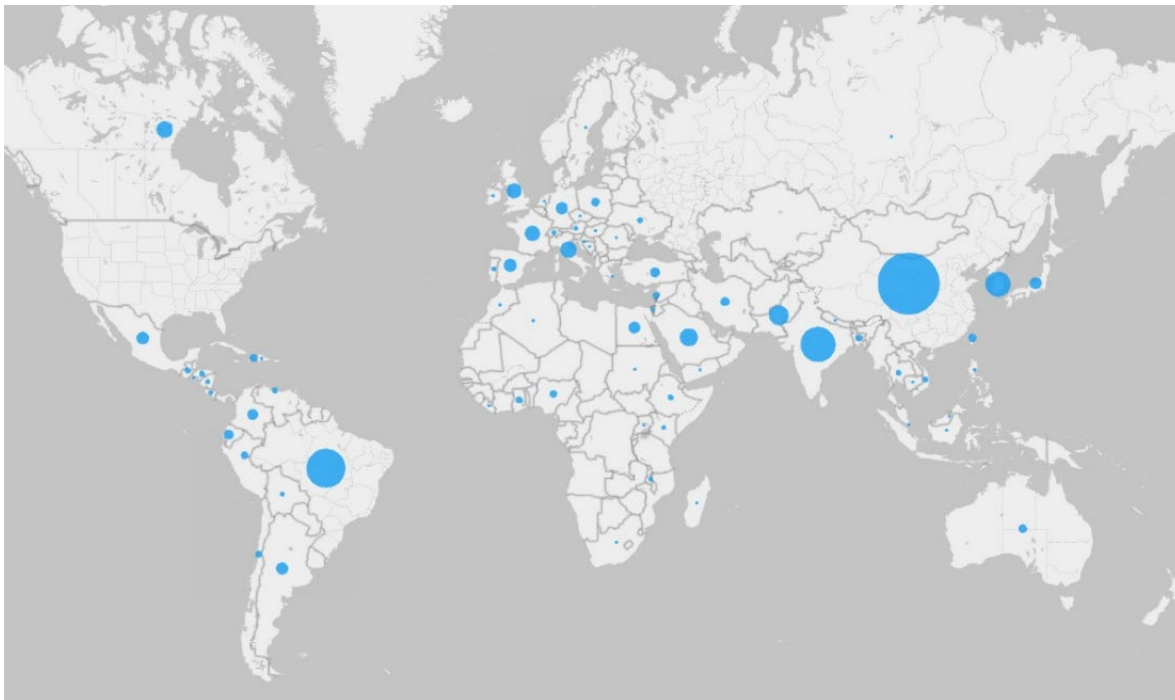


Figure 4-3: International Visiting Scholars at UF



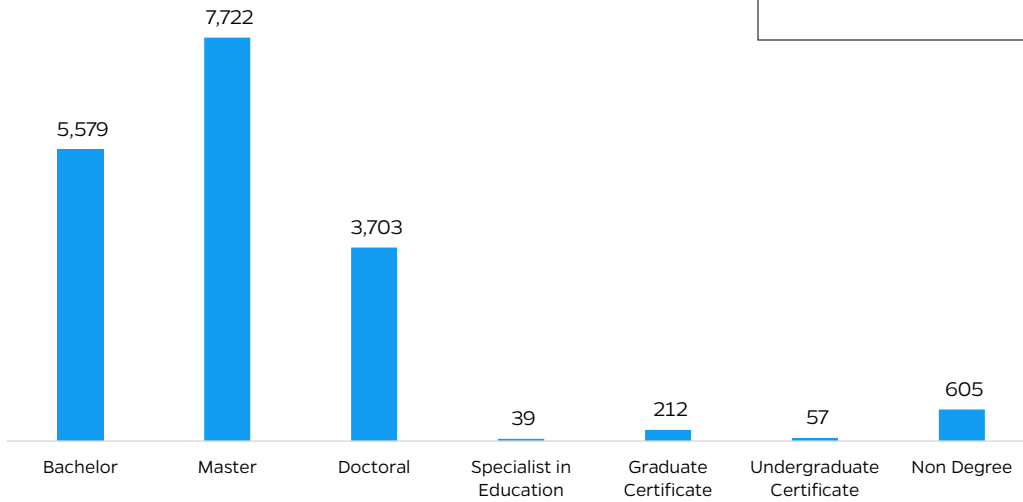
5. INTERNATIONAL STUDENT APPLICATIONS

International Applications by Type of Program

- 17,917 international students applied for degrees to the University of Florida.
- 31% of all applications for bachelor’s programs.
- 43% of applications to master’s degree programs.
- 21% of applications for doctoral programs.
- 5% of applications for Certificate and Other programs.

- University of Florida received 17,917 international student applications from 168 countries.
- The majority of international applications are for UF’s master’s programs (43%).
- The Colleges of Engineering and Liberal Arts and Sciences receive the greatest number of international applications.
- More than half of all international applications are from China and India.

Figure 5-1: International Student Applications by Degree



Student Profile

- 55% of all applications to UF are from male students and 45% from female (Figure 5-2).
- The male to female ratio among bachelor’s degree applications is approximately even.
- For graduate programs (master and doctoral), the male to female ratio is 59% male and 41% female.

- The Specialist in Education degree, Certificate programs and non-degree programs have a larger ratio of female to male student applications.

International Applications by College

- Almost one third of all international student applications are to the Herbert Wertheim College of Engineering.
- The College of Liberal Arts and Sciences received a quarter of all international applications, more than any other college.

Figure 5-2: Female to Male Ratio by Degree

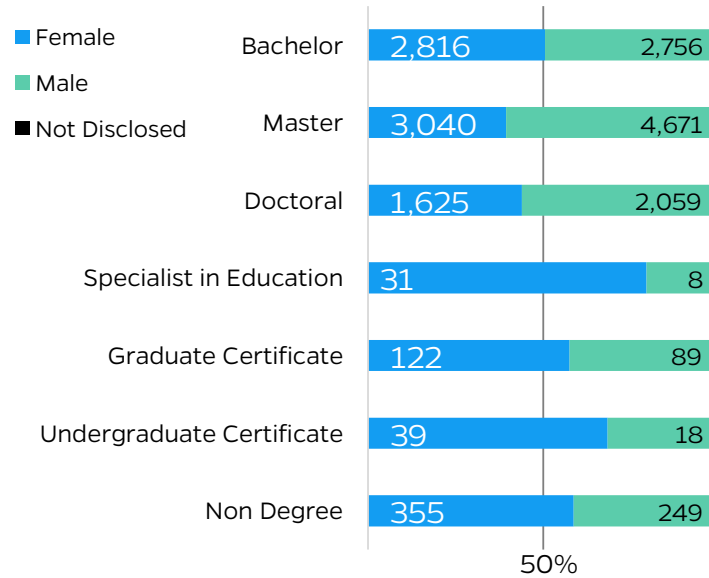


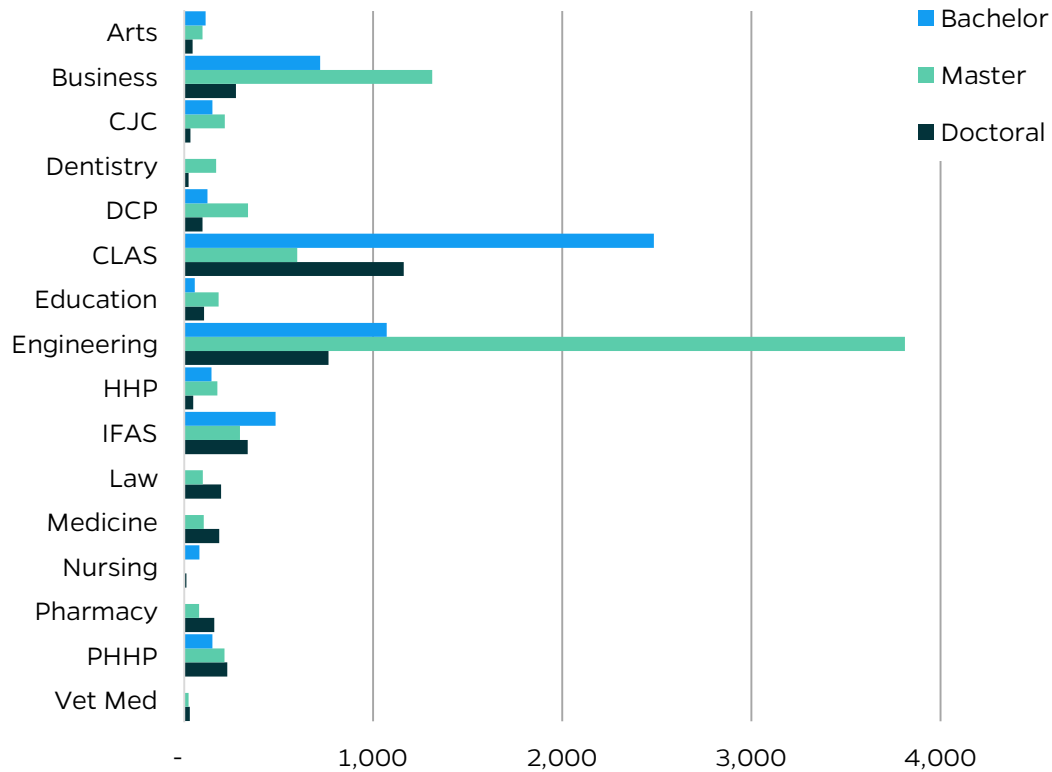
Table 5-1: International Applications (Number and Percent) by College

College	Number	Percent
Arts	276	1.5
Business, Warrington College	2,356	13.1
Dentistry	327	1.8
Design, Construction and Planning	568	3.2
Education	399	2.2
Engineering, Herbert Wertheim	5,785	32.3
Health and Human Performance	383	2.1
Institute of Food and Agricultural Sciences	1,207	6.7
Journalism and Communications	418	2.3
Law, Fredric G. Levin	298	1.7
Liberal Arts and Sciences	4,385	24.5
Medicine	347	1.9
Nursing	98	0.5
Pharmacy	338	1.9
Public Health and Health Professions	609	3.4
Veterinary Medicine	123	0.7
TOTAL	17,917	100%

- The Colleges of Liberal Arts and Sciences and Nursing have a greater percentage of international applications for their undergraduate programs.
- Most colleges receive the largest proportion of international applications for their master's programs.

- Excluding the UF Colleges who only provide graduate education (i.e., Law, Medicine, Pharmacy, Dentistry, Veterinary Medicine), the Colleges of Agriculture and Life Sciences, Public Health and Health Professions, and Liberal Arts and Sciences have the highest percent of applications for their doctoral programs.

Figure 5-3: Number of International Applications by College and Degree Type



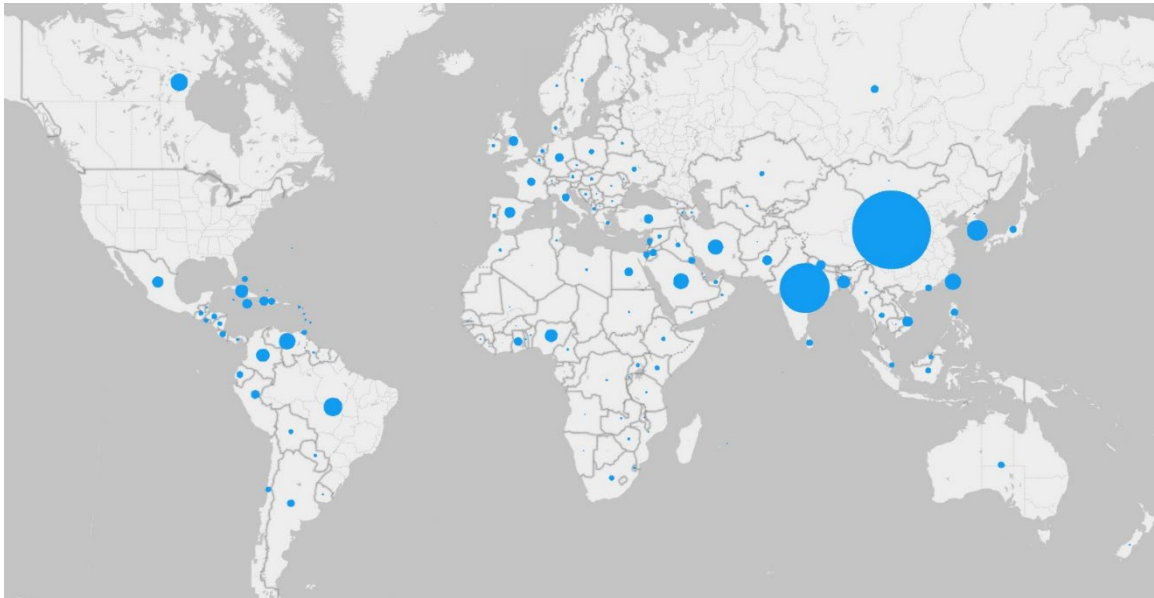
International Applications by Citizenship

- University of Florida received applications from 168 countries.
- More than half of all applications are from China and India.
- 75% of all applications come from only ten countries – China, India, South Korea, Brazil, Canada, Venezuela, Taiwan, Saudi Arabia, Iran, and Colombia. 25% come from 158 different countries.

Table 5-2: Number and Percent of International Applications by Country

Country of Citizenship	All International Applications	
	Number	Percent
China	7,673	42.8
India	3,053	17.0
South Korea	520	2.9
Brazil	427	2.4
Canada	372	2.1
Venezuela, Bolivarian Republic of	329	1.8
Taiwan	322	1.8
Saudi Arabia	309	1.7
Iran, Islamic Republic of	285	1.6
Colombia	222	1.2
158 Countries	4,405	24.6
TOTAL	17,917	100.0%

Figure 5-4: Country of Citizenship of UF International Applications



- UF receives international applications for graduate programs (Master, Doctoral, Specialist in Education and Graduate Certificate) from 148 countries.
- The top three countries from which students apply for graduate programs are China, India, and South Korea (Table 5-3).
- International applications for undergraduate programs (bachelor’s degrees and undergraduate certificate programs) come from 150 countries.
- The top three countries from which students apply for undergraduate programs are China, India, and Brazil (Table 5-3).

Table 5-3: International Applications for Graduate and Undergraduate Programs by Country

Country of Citizenship	Graduate (Master, Doctoral, Specialist Certificate)	
	Number	Percent
China	5,229	44.8
India	2,684	23.0
South Korea	382	3.3
145 Countries	3,381	29.0
TOTAL	11,676	100.0%

Country of Citizenship	Undergraduate (Bachelor and Certificate)	
	Number	Percent
China	2,410	42.8
India	311	5.5
Brazil	282	5.0
Venezuela	262	4.7
Cuba	148	2.6
South Korea	130	2.3
Canada	127	2.3
Colombia	116	2.1
142 Countries	1,848	32.8
TOTAL	5,636	100.0%

6. INTERNATIONAL STUDENTS

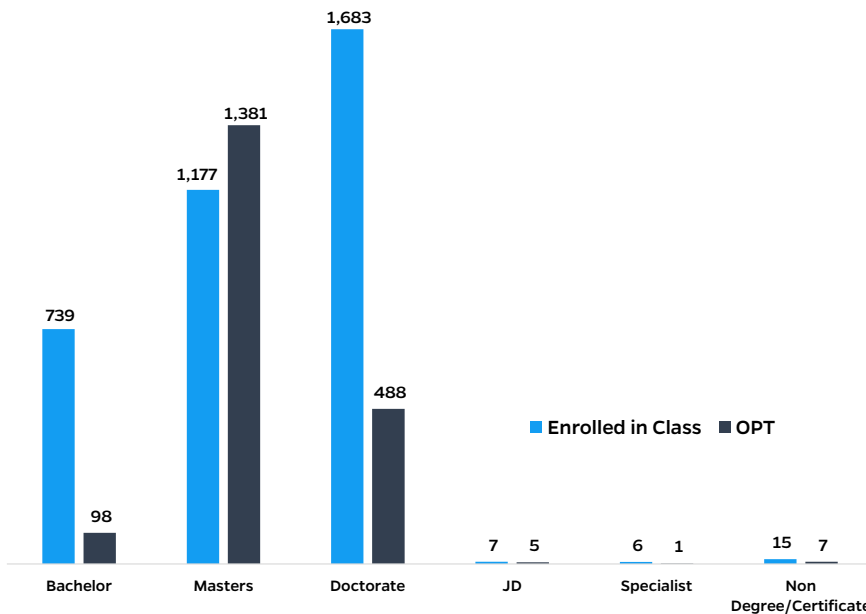
- 5,607 registered international students from 130 countries.
- 3,627 international students currently enrolled in classes.
- 1,980 UF graduates registered in Optional Practical Training (OPT).
- 85% of all international students (including OPT) are enrolled in a graduate program.
- 48% of all international students (including OPT) are in the Herbert Wertheim College of Engineering.
- 61% of all international students are male.

Each year, the International Center welcomes and assists students from around the world to help them make a smooth transition to student life at the University of Florida. The data reported here reflect UF's submission to the Open Doors Report to the US Department of State, Bureau of Educational, and Cultural Affairs.

Number of International Students Registered for Classes and OPT³

- During the Fall 2020 semester, across all units, colleges, and schools there are 3,627 current international students enrolled in classes at UF.
- Additionally, 1,980 students are participating in the Optional Practical Training (OPT).
- Of all students enrolled in classes, 79% enrolled in graduate programs; 20% in a bachelor's degree and less than .5% in a non-degree program.
- Of all OPT participating students, 95% have completed a graduate degree.

Figure 6-1: Number of International Students by Degree Type (Fall 2021)



³ Optional Practical Training provides international students an opportunity to seek "temporary employment for practical training directly related to the student's major area of study." The student can use it during or after program completion. Pre-completion OPT is always part-time and can be used at any time during the degree program. Post-completion OPT is full-time and is granted only after graduation or completion of the degree program.

International Students by College and Degree

- The highest number and percent of international students are enrolled in the Herbert Wertheim College of Engineering.
- Of all current international students, 38% are engineering students, 20% Liberal Arts and Science students, and 12% are in the Institute of Food and Agricultural Sciences.
- Of all OPT students, two thirds (65%), are engineering students, 11% are business students.
- Most international students in undergraduate degree programs are enrolled in engineering and in Liberal Arts and Sciences.
- 65% of current international master's students and 25% of all current international doctoral students are in engineering.
- The majority of international doctoral students (28%) are in Liberal Arts and Sciences, 25% of international doctoral students are in the Herbert Wertheim College of Engineering, and 19% are in the Institute of Food and Agricultural Sciences.

Table 6-1: UF International Students by College and Degree (Non-OPT).

College	Bachelor's Degree		Graduate Degree		Non-Degree		Total	
	No.	%	No.	%	No.	%	No.	%
Arts	9	1.2	34	1.2	1	6.7	44	1.2
Business, Warrington College	139	18.8	153	5.3	1	6.7	293	8.1
Dentistry	-	-	5	0.2	-	-	5	0.1
Design, Construction and Planning	25	3.4	130	4.5	1	6.7	156	4.3
Education	9	1.2	100	3.5	1	6.7	110	3.0
Engineering, Herbert Wertheim	195	26.4	1,181	41.2	6	40.0	1,382	38.1
Health and Human Performance	46	6.2	55	1.9	-	-	101	2.8
Institute of Food and Agricultural Sciences	55	7.4	390	13.6	2	13.3	447	12.3
Journalism and Communications	51	6.9	40	1.4	-	-	91	2.5
Law, Fredric G. Levin	-	-	15	0.5	-	-	22	0.6
Liberal Arts and Sciences	206	27.9	518	18.1	3	20.0	727	20.0
Medicine	-	-	72	2.5	-	-	72	2.0
Nursing	2	0.3	10	0.3	-	-	12	0.3
Pharmacy	-	-	65	2.3	-	-	65	1.8
Public Health and Health Professions	2	0.3	78	2.7	-	-	80	2.2
Veterinary Medicine	-	-	20	0.7	-	-	20	0.6
TOTAL	739	100%	2,866	100%	15	100%	3,627	100%

Table 6-2: OPT Students by College (Number and Percent)

College	Bachelor's Degree		Graduate Degree		Total*	
	No.	%	No.	%	No.	%
Arts	1	1.0	5	0.3	6	0.3
Business, Warrington College	20	20.4	194	10.3	214	10.8
Dentistry	-	-	-	-	-	-
Design, Construction and Planning	4	4.1	77	4.1	81	4.1
Education	-	-	14	0.7	14	0.7
Engineering, Herbert Wertheim	41	41.8	1,251	66.7	1,292	65.5
Health and Human Performance	2	2.0	16	0.9	18	0.9
Institute of Food and Agricultural Sciences	7	7.1	115	6.1	122	6.2
Journalism and Communications	9	9.2	5	0.3	14	0.7
Law, Fredric G. Levin	-	-	20	1.1	20	1.0
Liberal Arts and Sciences	13	13.3	101	5.4	114	5.8
Medicine	-	-	30	1.6	30	1.5
Nursing	-	-	1	0.1	1	0.1
Pharmacy	-	-	26	1.4	26	1.3
Public Health and Health Professions	1	1.0	18	1.0	19	1.0
Veterinary Medicine	-	-	2	0.1	2	0.1
TOTAL	98	100%	1,875	100%	1,973*	100%

*Does not include 7 students enrolled in non-degree or certificate programs.

International Students: Home Country

- International students enrolled at UF, including OPT, are from 130 countries.
- One third of all international students (including OPT) are from China (34%), and almost one third from India (31%). A substantial number of international students are from South Korea (3%), Brazil (3%), Saudi Arabia (2%), Venezuela (2%), and Taiwan (2%). The remaining 23% are from 127 other countries and there are not more than two percent from any one of those countries.
- The 3,627 current international students (not including OPT) at UF are from 124 countries. Almost half (47%) are from countries in Eastern and Southeastern Asia (38% are from China). One quarter of non-OPT international students are from Central and Southern Asia (the majority from India). (Table 6-3).
- Of the 1,980 students registered for OPT, more than half (54%) are from India, and more than one quarter (28%) from China.
- Outside of China and India, there are a substantial number of international students from South Korea, Saudi Arabia Brazil, Venezuela, Taiwan, and Iran (Table 6-3).

Table 6-3: Region of Citizenship (All Students)

Country of Citizenship	Non-OPT International Students		OPT International Students		All International Students	
	Number	Percent	Number	Percent	Number	Percent
Eastern and Southeastern Asia	1,696	46.8	634	32.0	2,330	41.6
Central and Southern Asia	920	25.4	1,114	56.3	2,034	36.3
Latin America and the Caribbean	471	13.0	132	6.7	603	10.8
Europe	241	6.6	45	2.3	286	5.1
North Africa and Western Asia	138	3.8	25	1.3	163	2.9
Sub Saharan Africa	114	3.1	23	1.2	137	2.4
North America	41	1.1	4	0.2	45	0.8
Oceania	6	0.2	3	0.2	9	0.2
TOTAL	3,627	100%	1,980	100%	5,607	100%

Figure 6-2: Country of Citizenship of UF International Students (Including OPT)

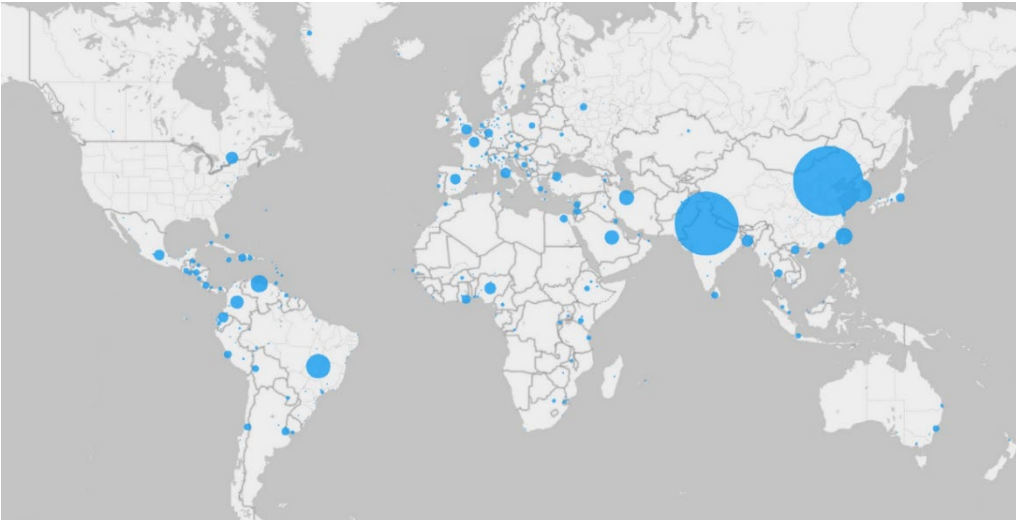


Table 6-4: Country of Citizenship (All Students)

Country of Citizenship	All International Students*	
	Number	Percent
China	1,937	34.5
India	1,766	31.5
South Korea	171	3.0
Brazil	147	2.6
Venezuela	133	2.4
125 Countries	1,453	25.9
TOTAL	5,607	100%

Undergraduate Students

- There are 739 registered international undergraduate students (non-OPT) who come from 83 countries. The majority are from China and Venezuela (Table 6-5).

Table 6-5: Country of Citizenship (Undergraduate, not including OPT)

Country of Citizenship	Undergraduate Students	
	Number	Percent
China	307	41.5
Venezuela	79	10.7
South Korea	30	4.1
Brazil	22	3.0
79 Countries	301	40.7
TOTAL	739	100%

Graduate Students

- In Fall 2020, there were 2,873 non-OPT students enrolled in graduate level classes, including master's, doctoral, specialist degrees and JDs. The students are from 109 countries.
- The majority of graduate students (61.1%) are from China and India.
- There were 1,177 international students (non-OPT) enrolled in master's programs from 69 countries. Most from China and India.
- The 1,690 (non-OPT) international students pursuing a doctorate (including a JD) from 92 countries, and similarly, half are from China and India (Table 6-5).

Table 6-6: Country of Citizenship (Non-OPT Master's and Doctoral Students)

Country of Citizenship	Master's		Country of Citizenship	Doctoral and JD	
	Number	Percent		Number	Percent
China	473	40.2	China	601	35.6
India	438	37.2	India	241	14.3
67 Countries	266	22.6	South Korea	104	6.2
TOTAL	1,177	100%	89 Countries	744	44.0
			TOTAL	1,690	100%

Optional Practical Training (OPT)

- 1,980 international students who have graduated and decided to seek temporary training and/or employment and registered for the OPT program.
- 35% of all international students are participating in OPT.
- International students participating in the OPT program come from 77 countries; a little more than half (54%) are from India and more than one quarter (28%) from China.
- Of all OPT enrolled students, two thirds graduated from the Herbert Wertheim College of Engineering.
- The Colleges of Business and Liberal Arts and Sciences also have sizeable numbers of OPT students.

- Significantly fewer students graduating with a bachelor's degree pursue OPT; only 5% have graduated with a bachelor's degree.
- The majority (70%) of all OPT students have graduated with a master's degree.
- 25% of OPT students graduated with a doctorate.

Table 6-7: OPT Students by College (Number and Percent)

College	Bachelor's Degree		Graduate Degree*		Total	
	No.	%	No.	%	No.	%
Arts	1	1.0	5	0.3	6	0.3
Business, Warrington College	20	20.4	194	10.3	214	10.8
Dentistry	-	-	-	-	-	-
Design, Construction and Planning	4	4.1	77	4.1	81	4.1
Education	-	-	14	0.7	14	0.7
Engineering, Herbert Wertheim	41	41.8	1,251	66.7	1,292	65.5
Health and Human Performance	2	2.0	16	0.9	18	0.9
Institute of Food and Agricultural Sciences	7	7.1	115	6.1	122	6.2
Journalism and Communications	9	9.2	5	0.3	14	0.7
Law, Fredric G. Levin	-	-	20	1.1	20	1.0
Liberal Arts and Sciences	13	13.3	101	5.4	114	5.8
Medicine	-	-	30	1.6	30	1.5
Nursing	-	-	1	0.1	1	0.1
Pharmacy	-	-	26	1.4	26	1.3
Public Health and Health Professions	1	1.0	18	1.0	19	1.0
Veterinary Medicine	-	-	2	0.1	2	0.1
TOTAL	98	100%	1,875	100%	1,973	100%

7. STUDY ABROAD PROGRAMS

For Study Abroad Services, the 2020-2021 Academic Year required endless planning for a multitude of logistical scenarios. The Study Abroad team spent a significant amount of time analyzing program feasibility and the financial implications of attempting to run programs during the pandemic. As expected, participation dramatically decreased over the past year, and only 276 were able to study abroad, with the majority of those students studying in Europe and Asia. We also saw an increase in virtual international opportunities, with around 50 UF students participating in either a virtual international internship or program. This is a trend we expect to continue as more students look for financially accessible ways to internationalize their degree.

- 276 students studied abroad.
- Of all students who graduated, 2,294 or 14% had at least one study abroad experience.
- The College of Liberal Arts and Sciences had the highest percentage of study abroad students (33%).
- About two-thirds of study abroad students are female.
- The majority of study abroad students (89%) are undergraduate students.
- Almost three quarters of students participated in a summer program.
- Almost one third of study abroad students are white (31%); 18% are Hispanic or Latino; 8% are Asian; 3% are Black or African American, 40% did not respond.
- Students travelled to 23 countries. Spain, China, and the United Kingdom were the most popular destinations.

While the pandemic has certainly placed additional challenges on study abroad the past year, the overall trajectory of study abroad at UF over the past few decades has not faltered. The International Center expects to see more return to normalcy over the 2021-2022 academic year, and plans to continue diversifying study abroad programs, and the students who participate in them. Our plans for the upcoming year include greater outreach to underrepresented students and an increase in programming to non-traditional destinations. And as we move forward in years to come, UF Study Abroad Services plans to continue the mission of providing transformative global learning opportunities that challenge students to embrace differences and foster the intercultural competency to succeed in today's interconnected world.

Study Abroad by College

- With ongoing Covid 19 travel concerns, only 276 students participated in a study abroad. Pre pandemic, the number of study abroad students was approximately ten times higher (2,637 in 2018, pre-covid).
- One third of all students who participated in study abroad are enrolled in the College of Liberal Arts and Sciences.
- The Warrington College of Business also had a relatively high number of students enrolled in study abroad.

Table 7-1: Number and Percent of Students who Participated in Study Abroad by College

College	Number of Study Abroad Students	Percent of All UF Study Abroad Students
Arts	2	0.7
Business, Warrington College	75	27.2
Design, Construction and Planning	16	5.8
Education	5	1.8
Engineering, Herbert Wertheim College	34	12.3
Health and Human Performance	7	2.5
Institute of Food and Agricultural Sciences	5	1.8
Journalism and Communications	16	5.8
Law, Fredric G. Levin	1	0.4
Liberal Arts and Sciences	91	33.0
Nursing	1	0.4
Pharmacy	1	0.4
Public Health and Health Professions	2	0.7
Other	20	7.2
TOTAL	276	100%

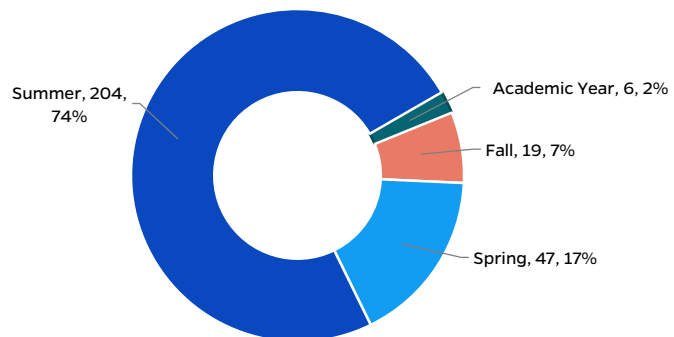
Study Abroad Student Profile

- 89% are undergraduate students.
- Three percent (8 students) of study abroad students were graduate students from the Colleges of Business, Law, and Pharmacy.
- Eight percent of study abroad students did not report academic level.
- 63% are female; 33% male; and 4% did not disclose.
- 31% of all study abroad students are white; 18% Hispanic or Latino/a; 8% Asian; 3% Black or African American; and 40% did not disclose.

Study Abroad Programs and Terms

- 74% of study abroad students participated in a summer program.
- 17% participated in the Spring.
- 76% participated in a traditional study abroad experience. of classroom learning with accompanying travel and tours.
- 19% participated in an internship gaining relevant work experience to their academic program.

Figure 7-1: Study Abroad Terms



- 4% participated as part of a research study, where they gained practical research experience tied to their academic program.
- 1%, only two students, created a unique study abroad experience enrolling in an independent study credit.

Table 7-2: Type of Study Abroad Program by College

College	Traditional	Percent of Students			Total Number of Students	
		Work Internship	Research Fieldwork	Independent Study		
Arts	2	-	-	-	2	
Business, Warrington College	45	30	-	-	75	
Design, Construction and Planning	16	-	-	-	16	
Education	5	-	-	-	5	
Engineering, Herbert Wertheim College	24	-	10	-	34	
Health and Human Performance	5	1	-	1	7	
Institute of Food and Agricultural Sciences	5	-	-	-	5	
Journalism and Communications	15	1	-	-	16	
Law, Fredric G. Levin	1	-	-	-	1	
Liberal Arts and Sciences	81	9	1	-	91	
Nursing	1	-	-	-	1	
Pharmacy		-	-	1	1	
Public Health and Health Professions	1	-	1	-	2	
Not reported	8	12	-	-	20	
	PERCENT	75.7%	19.2%	4.4%	0.7%	100%
	TOTAL NUMBER OF STUDENTS	209	53	12	2	276

- Thirty students from the Warrington College of Business participated in an internship study abroad. All were undergraduate students.
- The nine students who had an internship experience from the College of Liberal Arts and Sciences were all undergraduate students.
- The ten students from the Herbert Wertheim College of Engineering who had a research focus to their study abroad experience were undergraduate students.

Program Destinations

- UF students participated in programs in 23 countries for their study abroad experience.
- A little more than half travelled to Europe, mostly to Spain and the United Kingdom.
- One third travelled to Eastern and Southeastern Asia, almost all to China, Taiwan, and South Korea.
- Students travelling to Latin America visited Brazil, Costa Rica, and Bolivia.
- Students studying abroad to North Africa travelled to Israel, Morocco, and Jordan
- Six students travelled to Kyrgyzstan.
- One Student travelled to South Africa
- The College of Business sent a little more than half their students to European destination: however, a substantial number traveled to Eastern and Southeastern Asia (mostly to China and a few to South Korea and Taiwan).
- The College of Liberal Arts and Sciences sent almost 60% to countries in Europe. A little more than one quarter to Eastern and Southeastern Asia (8 to China, 8 to Taiwan, 6 to South Korea).
- The College of Health and Human Performance sent five students to Eastern Asia (3 to Taiwan and one each to China and South Korea).
- The College of Journalism and Communications sent a majority of their study abroad students to Eastern Asia (split relatively evenly to China, Taiwan and South Korea).

Figure 7-2: Study Abroad by Region

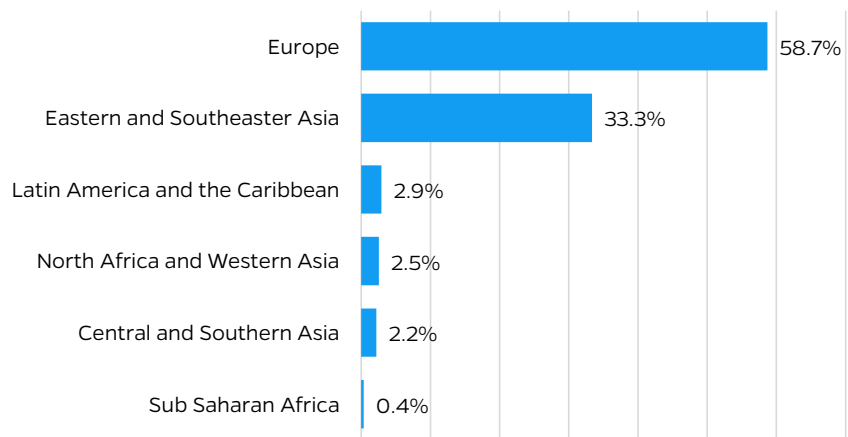
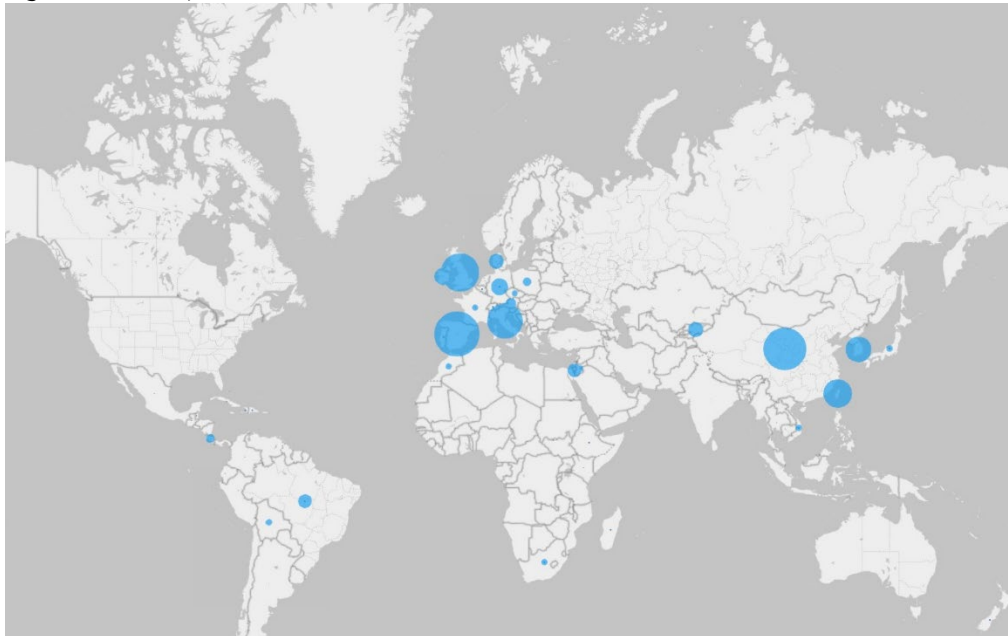


Table 7-3: Study Abroad by Region (Percent of College to Destination)

College (Number of Students)	Europe	Eastern and Southeastern Asia	Latin America and the Caribbean	North Africa and Western Asia	Central and Southern Asia	Sub Saharan Africa
Arts (2)	50%	50%	-	-	-	-
Business, Warrington College (75)	53.3%	42.7%	1.3%	2.7%	-	-
Design, Construction and Planning (16)	100%	-	-	-	-	-
Education (5)		100%	-	-	-	-
Engineering, Herbert Wertheim College (34)	82.4%	8.8%	-	2.9%	5.9	-
Health and Human Performance (7)	28.6%	71.4%	-	-	-	-
Institute of Food and Agricultural Sciences (5)	40%	60%	-	-	-	-
Journalism and Communications (16)	31.3%	68.7%	-	-	-	-
Law, Fredric G. Levin (1)	-	-	-	-	-	100%
Liberal Arts and Sciences (91)	59.3%	26.4%	6.6%	3.3%	4.4%	-
Nursing (1)	100%	-	-	-	-	-
Pharmacy (1)	100%	-	-	-	-	-
Public Health and Health Professions (2)	100%	-	-	-	-	-
Not reported (20)	50%	40%	5%	5%	-	-
PERCENT	58.7%	33.3%	2.9%	2.5%	2.2%	0.4%
TOTAL NUMBER OF STUDENTS	162	92	8	7	6	1

Figure 7-3: Study Abroad Destinations



Graduating Students and Study Abroad

- In the 2020/21 Academic Year, 17,015 students graduated from all programs at the University of Florida. Of those, 2,294 or 13.5% had participated in at least one study abroad program during their time at UF.
- Of the 2,294 students who had at least one study abroad experience, 77% were undergraduates, 18% master's degree graduates, and 5% doctoral students.
- 16% of all undergraduates, 10% of master's students, and 7% of doctoral students had at least one study abroad experience prior to graduation (Table 7-4).

Table 7-4: Number and Percent of Students who Studied Abroad by Academic Level

Academic Degree	Number who Studied Abroad	Number of all Graduating Students in the College	Percent of All Students who Studied Abroad
Bachelor's	1,755	10,912	16.1
Master's	412	4,215	9.8
Doctoral	120	1,836	6.5
Education Specialist	7	52	13.5
TOTAL	2,294	17,015	13.5%

- After two years of restricted travel due to the pandemic, percentages may be lower than normal.
- The Warrington College of Business has the highest study abroad rate at UF.
- Journalism and Communications, Liberal Arts and Sciences, and Design, Construction and Planning also have significantly high study abroad rates (Table 7-5).

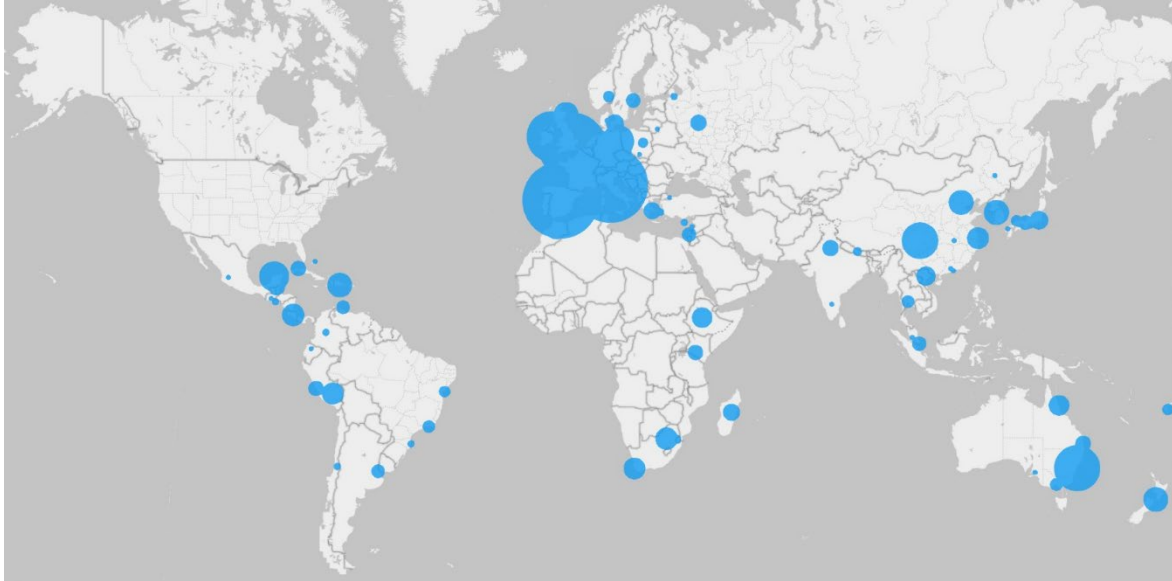
Table 7-5: Study Abroad Rates by College

College	Number who Studied Abroad	Number of all Graduating Students in the College	Percent of All Students who Studied Abroad
Arts	42	476	8.8
Business, Warrington College	584	2,574	22.7
Dentistry	3	105	2.9
Design, Construction and Planning	80	492	16.3
Education	35	511	6.8
Engineering, Herbert Wertheim	214	2,756	7.8
Health and Human Performance	61	885	6.9
Institute of Food and Agricultural Sciences	150	1,824	8.2
Journalism and Communications	182	950	19.2
Law, Fredric G. Levin	28	357	7.8
Liberal Arts and Sciences	762	4,106	18.6
Medicine	20	291	6.9
Nursing	29	394	7.4
Pharmacy	36	459	7.8
Public Health and Health Professions	57	662	8.6
Veterinary Medicine	11	173	6.4
TOTAL	2,294	17,015	13.5

Destination for Graduating Study Abroad Students

- Students who graduated in the 2020/2021 Academic Year and had a study abroad experience, travelled to 64 countries.
- Half of the study abroad trips were to four countries – Spain, Italy, the United Kingdom, and France.

Figure 7-4: Study Abroad Destinations of all UF Graduating Students



8. INTERNATIONAL CENTER PROGRAMS

Programs to Support Faculty, Staff, and Students

Engaging with faculty, staff, and students is a key area of strategic importance to the University of Florida and has been a priority in our roadmap to preeminence. The International Center invests in cross cutting programs to support internationalization efforts including research, student experiences, leadership development, and promoting meaningful partnerships to universities abroad.

- Twelve UF faculty awarded a Global Fellowship (\$72,000).
- Eleven UF faculty received a stipend and participated in the Global Learning Institute (\$40,000).
- Five UF faculty received a stipend and participated in Virtual Exchange Training (\$2,500).
- Eight UF faculty and staff received funding to attend an event to support global and intercultural competence (\$1,505).
- 261 faculty, staff, and students attended a Fulbright event.
- 715 undergraduate students enrolled in the International Scholars Program.
- 92 students graduated with an International Scholars Medallion.

International Educator Awards

2020 Campus International Educator of the Year

- **Senior Faculty Award:** Elizabeth L. DeVos Associate Professor and Medical Director, International Emergency Medicine Education School; Program Director. Department of Emergency Medicine, College of Medicine International Medical Educational Programs
- **Junior Faculty Award:** Sarah Lindley McKune Research Assistant Professor, Environmental and Global Health Department, College of Public Health and Health Professions, and Center for African Studies
- **Staff Award:** Nancy E. McIlrath Graduate Academic Coordinator, Engineering School of Sustainable Infrastructure and Environment, Herbert Wertheim College of Engineering

2020 College International Educators of the Year

Center for Latin American Studies

- **Junior Faculty Award:** Joel E. Correia Assistant Professor, Center for Latin American Studies

College of the Arts

- **Junior Faculty Award:** Heidi C. Powell, Director of Graduate Studies, Associate Professor, School of Art and Art History

College of Design, Construction, and Planning

- **Senior Faculty Award:** Nam-Kyu Park Associate Professor, Department of Interior Design, College of Design

College of Education

- **Staff Award:** Jo Kozuma Education Specialist II, International Engagement in Education Coordinator, School of Teaching and Learning

College of Health and Human Performance

- **Senior Faculty Award:** Svetlana Stepchenkova, Associate Professor, Graduate Coordinator, Department of Tourism, Hospitality and Event Management
- **Junior Faculty Award:** Diba Mani Lecturer and Researcher, Department of Applied Physiology and Kinesiology

College of Journalism and Communications

- **Junior Faculty Award:** Roxane Coche, Assistant Professor, Associate Director, Graduate Coordinator, Department of Telecommunication

College of Liberal Arts and Sciences

- **Senior Faculty Award:** Megan Forbes, Director, UF English Language Institute, Senior Lecturer in Linguistic
- **Junior Faculty Award:** Calistus N. Ngonghala, Assistant Professor, Department of Mathematics

College of Medicine

- **Senior Faculty Award:** Elizabeth L. DeVos, Associate Professor and Medical Director, International Emergency Medicine Education School; Program Director. Department of Emergency Medicine, College of Medicine International Medical Educational Programs⁴
- **Senior Faculty Award:** Josef Neu Professor, Department of Pediatrics, Division of Neonatology, College of Medicine
- **Junior Faculty Award:** Gautam S. Kalyatanda, Clinical Assistant Professor, Department of Medicine, Division of Infectious Diseases and Global Medicine
- **Junior Faculty Award:** Eric J. Nelson Assistant Professor, Department of Pediatrics, Emerging Pathogens Institute
- **Staff Award:** Narasi L. Ramachandran, Instructional Designer, Instructional and Academic Services, Maples Center for Forensic Medicine

College of Public Health and Health Professions

- **Junior Faculty Award:** Sarah Lindley McKune Research Assistant Professor, Environmental and Global Health Department, College of Public Health and Health Professions, and Center for African Studies⁵

⁴ Elizabeth L. DeVos was named the University of Florida Senior Faculty International Educator of the Year.

⁵ Sara Lindley McKune was named the University of Florida Junior Faculty International Educator of the Year.

Fredric G. Levin College of Law

- **Staff Award:** Joshua Alter Director of Non-JD Programs, Director, Education/Training Programs

George A. Smathers Libraries

- **Senior Faculty Award:** Michele R. Tennant, University Librarian, Program Director, Academic Research and Consulting Services (ARCS), Health Science Center Libraries

Herbert Wertheim College of Engineering

- **Senior Faculty Award:** Oana Cazacu, Professor and Charles Taylor Faculty Fellow, Department of Mechanical and Aerospace Engineering
- **Junior Faculty Award:** Pingchien Neo Director and Associate Engineer, International Engineering Programs
- **Staff Award:** Nancy E. McIlrath, Graduate Academic Coordinator, Engineering School of Sustainable Infrastructure and Environment⁶
- **Staff Award:** Michael Fitzgerald Academic Advisor III, Department of Mechanical and Aerospace Engineering

Institute of Food and Agricultural Sciences

- **Senior Faculty Award:** Jose Dubeux, Professor, Forage Agronomy, North Florida Research and Education Center
- **Senior Faculty Award:** Victor William Harris Associate Professor and Extension Specialist, Family, Youth and Community Sciences
- **Junior Faculty Award:** James (J.C.) Bunch Assistant Professor and Graduate Coordinator, Agricultural Education and Communication Department

Global Fellows Program

The International Center provides junior faculty with a \$5,000 Global Fellows stipend to pursue international and/or cross-cultural research. The program provides an additional \$1,000 stipend to a faculty who serves as a mentor to the Global Fellow.

College of the Arts (\$6,000)

- **Fellow:** Meghan Moe Beitiks, Lecturer, School of Art and Art History
- **Mentor:** Ron Janowich, Associate Professor, Studio Art

College of Journalism and Communications (\$6,000)

- **Fellow:** Kun Xu, Assistant Professor, Department of Telecommunication
- **Mentor:** Yu-Hao Lee, Associate Professor, Telecommunications

⁶ Nancy E. McIlrath was named the University of Florida Staff International Educator of the Year.

College of Liberal Arts and Sciences (\$30,000)

Fellows:

- Hannah Alarian, Assistant Professor, Political Science
- Seth Bernstein, Assistant Professor, History
- Georgia, Papadogeorgou, Statistics
- Lauren Pearlman, Assistant Professor
- Emrah Sahin, Senior Lecturer, Center for European Studies

Mentors:

- Michael Bernhard, Raymond and Miriam Ehrlich Eminent Scholar Chair, Political Science
- Nina Caputo, Associate Professor, History
- Michael Daniels, Professor, Chair and Andrew Banks Family Endowed Chair, Statistics
- Matthew Jacobs, Associate Professor, History and Director, International Studies, College of Liberal Arts and Sciences; Director, Undergraduate Academic Programs, University of Florida International Center⁷

College of Medicine (\$6,000)

- **Fellow:** Shama Patel, Assistant Professor, Emergency Medicine
- **Mentor:** Elizabeth DeVos, Associate Professor, Emergency Medicine

Herbert Wertheim College of Engineering (\$12,000)

Fellows:

- Henry C.W. Chu, Assistant Professor, Chemical Engineering
- Boyi Hu, Assistant Professor, Industrial and System Engineering

Mentors:

- Jason Butler, Professor, Chemical Engineering
- David Kaber, Department Chair and Dean's Leadership Professor; Industrial and Systems Engineering

Institute of Food and Agricultural Research (\$12,000)

Fellows:

- Angela Gonella Diaza, Assistant Professor, Animal Science, North Florida Research and Education Center
- Maira Emy Reimão, Assistant Professor, Food and Resource Economics

Mentors:

- Kathleen Colverson, Associate Research Scientist, Animal Science
- Nicolas Di Lorenzo, Animal Science, North Florida Research and Education Center

⁷ Dr. Jacobs served as mentor to Drs. Pearlman and Sahin.

Global Learning Institute

The Office of Global Learning at the International Center supports faculty in their course internationalization efforts. The Global Learning Institute is a semester-long program where faculty learn about internationalization models, campus resources, and teaching methods to support global learning. The program reinforces professional development at UF by creating interdisciplinary learning communities and by expanding the teaching toolkit of our faculty.

Center for Latin American Studies (\$5,000)

- Joel Correia, Assistant Professor

College of the Arts (\$5,000)

- Jeffrey Pufahl, Lecturer, Center for the Arts in Medicine

College of Health and Human Performance (\$5,000)

- Diba Mani, Lecturer, Applied Physiology and Kinesiology

College of Liberal Arts and Sciences (\$15,000)

- Sandy F. Chang, Assistant Professor, History
- Matthieu Felt, Assistant Professor, Languages, Literatures, and Cultures
- James Gerien-Chen, Assistant Professor, History
- Esther Romeyn, Senior Lecturer, Center for European Studies

College of Medicine (\$5,000)

- Hayley R. Adams, Adjunct Professor, Maples Center for Forensic Medicine
- Jason H. Byrd, Associate Director, Maples Center for Forensic Medicine
- Susan Underkoffler, Program Director, Maples Center for Forensic Medicine

Institute of Food and Agricultural Research (\$5,000)

- Samuel Martins, Assistant Professor, Plant Pathology

Virtual Exchange Training

Through virtual exchange, faculty can connect their UF classes with students and faculty abroad to collaborate on assignments, acquire global perspectives on a given discipline, and develop intercultural competence skills. The International Center Office of Global Learning provides training and seed funding to help faculty design and incorporate virtual international content and communication activities into existing courses.

College of Design Construction and Planning (\$500)

- Alpa Nawre, Assistant Professor, Landscape Architecture

College of Liberal Arts and Sciences (\$500)

- Christine Voigt, Lecturer, English Language Institute

College of Medicine (\$500)

- Elizabeth DeVos, Associate Professor, OEA-Global Health Education Programs and Emergency Medicine-Jacksonville

College of Public Health and Health Professions (\$500)

- Elizabeth Wood, Clinical Assistant Professor, Environmental and Global Health

Institute of Food and Agricultural Research (\$500)

- Stacey Ellison, Associate State Program Leader & Extension agent 4H Youth Development Program

Virtual Exchange Courses

- 11 UF Courses with a Virtual Exchange module.
- 728 Students participating in a course with a Virtual Exchange module.
- 209 students at a partner university participating in a UF course with a Virtual Exchange module.

Table 8-1: Number of Students in Virtual Exchange by College

College/Unit	Number of UF Students	Number of Partner Students
Business, Warrington College	63	15
Center for Latin American Studies	9	6
Health and Human Performance	102	25
Institute of Food and Agricultural Sciences	42	23
Liberal Arts and Sciences	404	108
Public Health and Health Professions	108	32
TOTAL	728	209

Initiatives to Support Global and Intercultural Competence

UFIC Office of Global Learning provides funding for faculty and staff to attend workshops, conferences, webinars, and training opportunities focused on global learning, intercultural competence, integrative learning, and adoption of high-impact educational practices. During the 2020/2021 academic year, travel was restricted and therefore all the awards supported virtual attendance at conferences.

Table 8-2: Awards to Support Global and Intercultural Competence

College/Unit	Number of Awards	Amount
Health and Human Performance	1	190.00
Institute of Food and Agricultural Sciences	2	390.00
Liberal Arts and Sciences	2	345.00
One Health Center of Excellence	2	390.00
Public Health and Health Professions	1	190.00
TOTAL	8	\$1,505.00

UF Fulbright Events

The Fulbright Scholars program is sponsored by the U.S. Department of State's Bureau of Educational and Cultural Affairs. Founded in 1946, the programs mission is to improve intercultural relations and cultural diplomacy between the United States and other countries around the world. At UF, the Fulbright program works with a large set of collaborating partners across campus. The International Center coordinates and hosts events to promote the Fulbright experience. During the 2020/2021 academic year, the International Center co-sponsored five virtual events attended by 145 faculty, students, and staff from almost every college at UF.

Table 8-3: Attendance at UF Fulbright Events

Event	Number Attended
Virtual Welcome & Networking Reception	35
My Fulbright Experiences and Impacts with Dr. Muthusami Kumaran	35
How to Prepare a Successful US Scholar Fulbright Application	29
Managing Fulbright Recruitment and Retention	26
US Fulbright Scholar Informational Session	20
TOTAL	145

Table 8-4: Attendance at Fulbright Events by College and Unit

College/Unit	Number Attended
Liberal Arts and Sciences	34
Institute of Food and Agricultural Sciences	31
UF International Center	23
UF Administration	10
Guests of UF	9
Education	8
Arts	7
Engineering, Herbert Wertheim	6
Health and Human Performance	5
Medicine	4
Law, Fredric G. Levin	2
Business, Warrington	2
Design, Construction and Planning	1
Florida Museum of Natural History	1
Nursing	1
Public Health and Health Professions	1
TOTAL	145

International Scholars Program

The International Scholars Program (ISP) is a commencement medallion program open to all undergraduate students. ISP allows students to develop a global mindset and acquire in-demand skills by integrating international coursework, interdisciplinary perspectives, digital literacy, and experiential learning opportunities. To graduate with the International Scholars designation, the student must meet four requirements:

1. Four courses of international themed coursework
 2. One international experience (e.g., study abroad) or two semesters of a foreign language
 3. Be engaged in the various international campus life programs available throughout the year
 4. The student must complete the capstone e-portfolio program that features their accomplishments at UF and abroad in an online forum
- The majority of students, almost two thirds, enrolled in the International Scholars Program are in the College of Liberal Arts and Sciences. The percentage from the College of Liberal Arts and Sciences is substantially higher than from any other unit. Similarly, the highest number of students who graduated with an ISP designation are from Liberal Arts and Sciences (Table 8-5).

Table 8-5: International Scholars Program by College

College/Unit	International Scholars Enrolled		International Scholars Graduated	
	Total Enrolled	Percent	Total Graduated	Percent
Arts	15	2.1	3	3.3
Business, Warrington College	58	8.1	7	7.6
Design, Construction and Planning	19	2.7	1	1.1
Education	3	0.4	0	0
Engineering, Herbert Wertheim College	47	6.6	1	1.1
Health and Human Performance	1	0.1	0	0
Institute of Food and Agricultural Sciences	77	10.8	9	9.8
Journalism and Communications	30	4.2	6	6.5
Liberal Arts and Sciences	438	61.3	59	64.1
Nursing	7	1.0	1	1.1
Public Health and Health Professions	20	2.8	5	5.4
TOTAL	715	100%	92	100%

9. TRAVEL REGISTRY

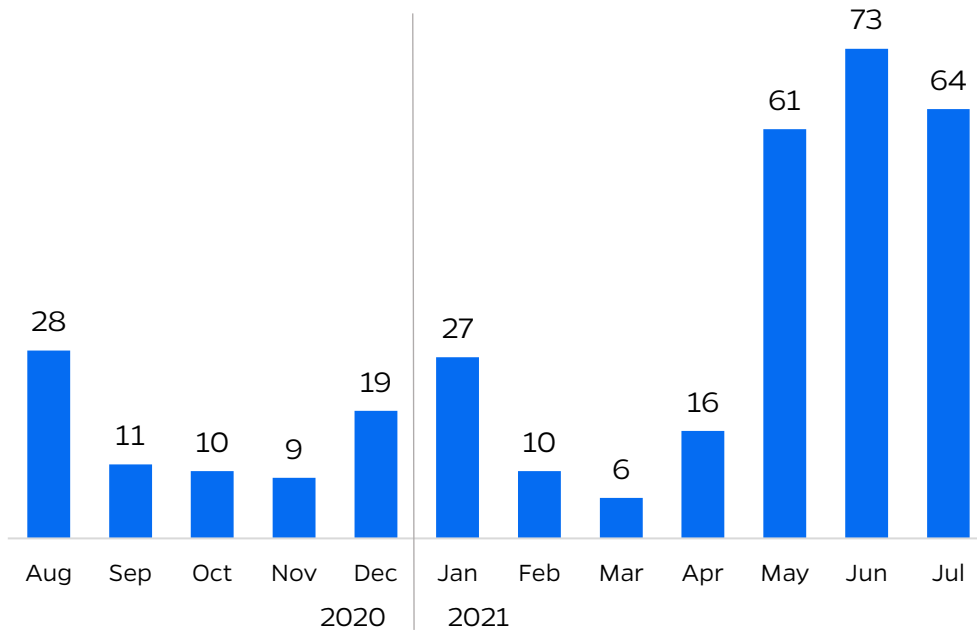
- Faculty, students, and staff made 334 trips.
- Faculty, staff, students, and alumni travelled to 77 countries.
- Almost three quarters of all trips were to support research.
- Half of all trips were by faculty and almost forty percent by staff.

University of Florida faculty, staff, and researchers travel internationally as part of their official UF duties. For example, they may travel to attend conferences, collect field data, engage in outreach activities, collaborate with partners, participate in meetings, recruit students, etc. Prior to Covid, the number of trips on behalf of UF ranged from four to five thousand each year. Due to a full year of Covid-19 restrictions, the number of trips by UF faculty, staff, and students dropped significantly and UF’s travel fell to 335

trips. As in previous years, more than fifty percent of all travel is in May, June, and July (Figure 9-1). In 2018/19 pre covid UF faculty, staff, and students accounted for over 4,000 trips.

- 334 trips by UF faculty, staff, students, alumni, and affiliates.
- In 2018/29 pre-covid, faculty made 4,342 trips on behalf of UF.

Figure 9-1: Number of Trips by UF Faculty, Staff, and Students



Travel by College/Unit

- Approximately one third of all trips by UF faculty, students, and staff are from the College of Liberal Arts and Sciences. 91% of those trips were to support research.
- 19% of all UF trips from the Institute of Food and Agricultural Sciences and 87% of those were trips to support research.

- Of the 28 trips by faculty, staff, and students from the Herbert Wertheim College of Engineering, a little more than half were to support research and the remaining half were distributed across the range of possible trip purpose.

Table 9-1: Travel by College and Unit

College/Unit	Number	Percent of Total
Liberal Arts and Sciences	108	32.3
Institute of Food and Agricultural Sciences	63	18.9
Herbert Wertheim College of Engineering	28	8.4
Medicine	28	8.4
Type One Centers	18	5.4
Public Health and Health Professions	16	4.8
Florida Museum of Natural History	16	4.8
Arts	13	3.9
UF Administration	12	3.6
Veterinary Medicine	12	3.6
Education	5	1.5
Design, Construction and Planning	3	0.9
Warrington College of Business	3	0.9
Pharmacy	3	0.9
Not Reported	3	0.9
Health and Human Performance	2	0.6
Nursing	1	0.3
TOTAL	334	100%

Trip Profile

- 50% of all trips are by faculty; 38% by students.
- 71 % of all trips were to support UF research.
- Of all faculty trips, 65% to support research, 14% travelled to teach abroad, 8% to attend a conference.
- Of all staff trips, 25% for research, 30% to provide technical assistance or participate in a medical mission. 20% for partnership building and site visits.
- Of all student travel, 87% was for research, 6% to provide technical assistance or participate in a medical mission.

Figure 9-2: Who is Travelling?

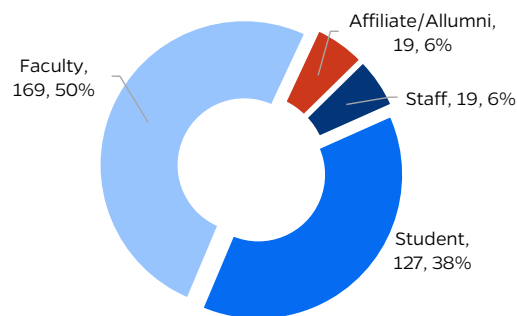


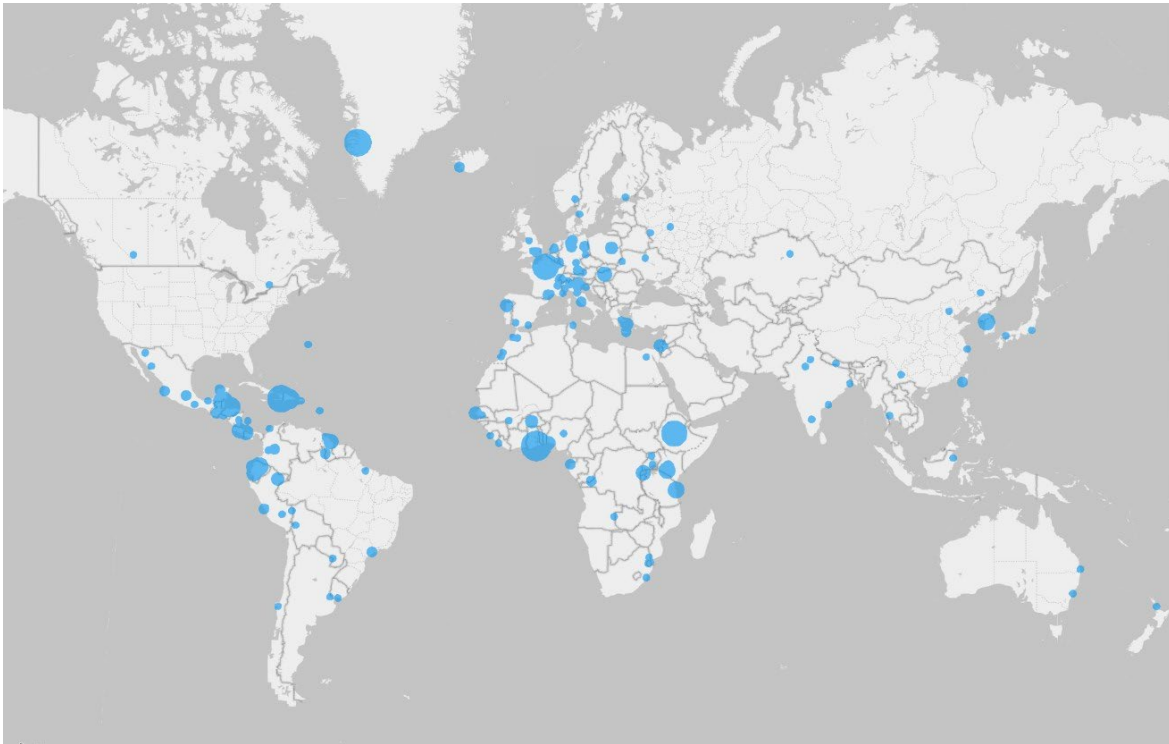
Table 9-2: Travel Purpose by Role at UF

Purpose of Travel	Faculty	Staff	Students	Alumni Affiliates	Total	Percent of Total
Research	109	5	110	13	237	71.0
Teaching	23	1	1	6	31	9.3
Technical Assistance, Outreach, Medical Missions	4	6	7	-	17	5.1
Partnership Development	9	4	1	-	14	4.2
Conference	13	-	-	-	13	3.9
Coursework and Training	5	-	6	-	11	3.3
Personal	6	2	-	-	8	2.4
Other	-	1	2	-	3	0.9
TOTAL	169	19	127	19	334	100.0%

Destination of Travel

- UF faculty, staff, students, and affiliates traveled to 77 countries.
- The most frequent destinations were to France, Haiti, and Ghana.
- Of the 237 trips to conduct research, the top destinations were France, Greenland, Germany, and Ethiopia.

Figure 9-3: International Travel Destinations by UF Faculty, Staff, Students, and Others



10. UF INTERNATIONAL ALUMNI

The University of Florida supports a large alumnus of more than 450,000 former students. Because UF has a sizeable number of international students and the university’s reputation is global, UF’s graduates extend the gator nation worldwide. Tracking graduates is a challenge and the summary presented here cannot be comprehensive. The accuracy of tracking where UF’s graduates live is a function of the strength of each of our college’s alumni network. As a result, some colleges can report proportionately larger numbers than those reflected by graduation data. Additionally, some colleges have a larger percentage of international students and therefore, their international alumni reflect that enrollment trend.

- The UF Alumni Association reports on 9,315 alumni living outside of the U.S.
- UF alumni report on alumni from 157 countries.
- The majority of alumni are in China (20%) and India (20%).
- Of the international alumni data, 83% graduated with a graduate or professional degree and 17% with a bachelor's degree.

The summary documents both UF’s international students who may have returned to their home country after graduation and U.S. students who work and live abroad.

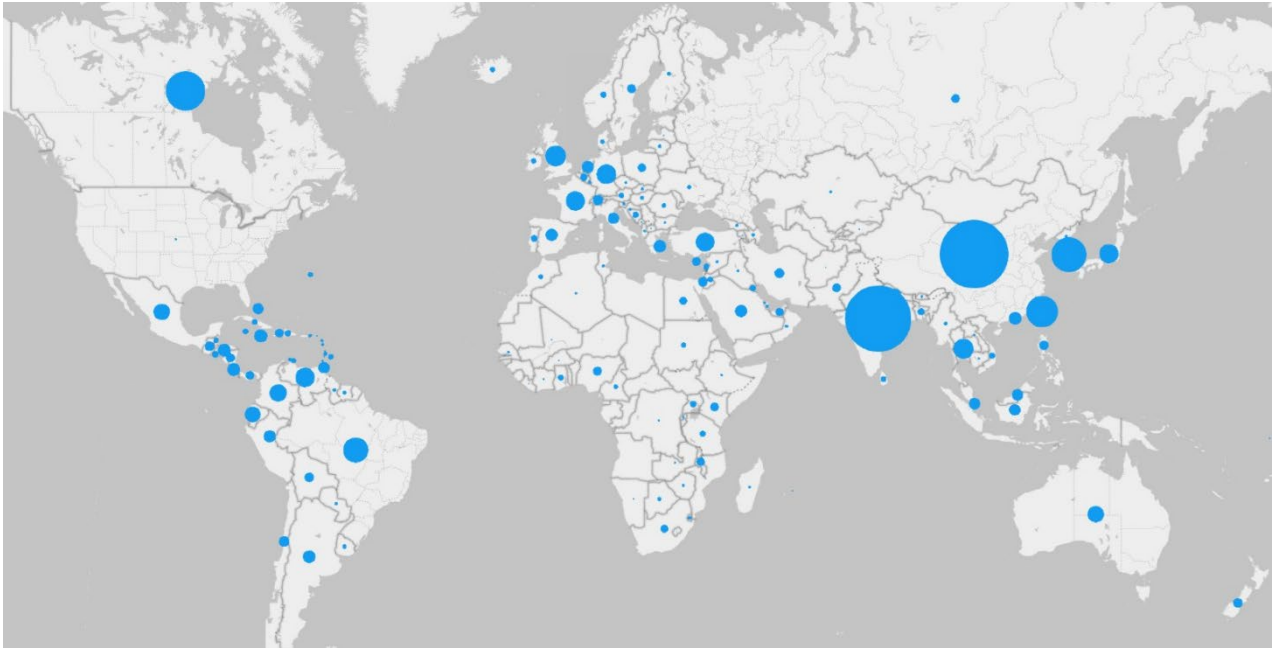
- The Herbert Wertheim College of Engineering is reporting the most international alumni – 37%.

Table 10-1: Number and Percent of International Alumni by College

College/Unit	Number	Percent of Total
Herbert Wertheim College of Engineering	3,441	36.9
Liberal Arts and Sciences	1,275	13.7
Warrington College of Business	1,230	13.2
Institute of Food and Agricultural Sciences	1,180	12.7
Pharmacy	338	3.6
Law, Fredric G. Levin	323	3.5
Design, Construction and Planning	311	3.3
Journalism and Communications	311	3.3
Education	225	2.4
Public Health and Health Professions	212	2.3
Health and Human Performance	168	1.8
Arts	120	1.3
Medicine	74	0.8
Veterinary Medicine	48	0.5
Dentistry	19	0.2
Nursing	17	0.2
Not Reported	23	0.2
TOTAL	9,315	100%

- The UF Alumni Association reports on alumni living in 157 countries.
- One fifth of all international alumni live in China and one fifth in India.
- A substantial number of international alumni live in Canada (7%) and in South Korea (5%).
- Just less than half of international alumni live in 153 different countries where not more than five percent of international alumni live in each country.

Figure 10-1: Location of UF International Alumni



11. APPENDIX: UF INTERNATIONAL MOUS

University Wide Agreements

Institution	Country	UF Academic Manager	Type	Termination Date
Biblioteca Nacional de Cuba José Martí (University Wide)	Cuba	Russell, Judith	Cooperative	6/30/2021
Fundación Antonio Núñez Jiménez de la Naturaleza y el Hombre (University Wide)	Cuba	Russell, Judith	Cooperative	5/15/2023
Kyoto University (University Wide)	Japan	Stepp, Richard	Cooperative	11/5/2024
Stellenbosch University (Graduate School)	South Africa	Mitterko, Matt	Cooperative	11/30/2022
The National Program of Foreign Post Graduate Scholarships (Graduate School)	Paraguay	Hodge, Emilia	Cooperative	7/5/2022
Universidad de Los Andes (Graduate School)	Chile	Hodge, Emilia	Cooperative	1/27/2026
Universidad Estatal de Milagro (Graduate School)	Ecuador	Hodge, Emilia	Cooperative	8/24/2025
Universidad Laica Eloy Alfaro de Manabi (Graduate School)	Ecuador	Hodge, Emilia	Cooperative	9/27/2025
Universidad Tecnológica (Graduate School)	Uruguay	Hodge, Emilia	Cooperative	5/4/2025
University of Johannesburg (Graduate School)	South Africa	Mitterko, Matt	Cooperative	9/17/2021
Yonsei University (President's Office)	South Korea	Ko, Yong Jae	Cooperative	5/13/2025

Arts

Institution	Country	UF Academic Manager	Type	Termination Date
Anadolu University	Turkey	Calluori Holcombe, Anna	Cooperative	7/6/2023
Shaanxi Normal University - School of Fine Arts	China	Morrisroe, Julia	Cooperative	4/5/2022
Universidad de las Artes	Ecuador	Lee, Randolph	Cooperative	2/20/2024

Business, Warrington College

Institution	Country	UF Academic Manager	Type	Termination Date
Aalto University School of Business	Finland	Portocarrero, Ana	Reciprocal	1/21/2023
Aarhus School of Business	Denmark	Portocarrero, Ana	Reciprocal	6/25/2023
Aston University	United Kingdom	Portocarrero, Ana	Reciprocal	3/1/2023
Aston University Erasmus	United Kingdom	Ana, Portocarrero	Reciprocal	3/1/2023
BI Norwegian School of Management	Norway	Portocarrero, Ana	Reciprocal	6/11/2023

Institution	Country	UF Academic Manager	Type	Termination Date
Chinese University of Hong Kong	China	Portocarrero,Ana	Reciprocal	5/28/2020
Chulalongkorn University	Thailand	Portocarrero,Ana	Reciprocal	6/29/2023
Communications and Information Technology Commission	Saudi Arabia	Jamison,Mark A	Cooperative	7/11/2026
EADA Business School	Spain	Portocarreo,Ana	Reciprocal	11/22/2023
EBS UNIVERSITÄT FÜR WIRTSCHAFT UND RECHT	Germany	Portocarrero,Ana	Reciprocal	7/2/2023
École de Management de Lyon	France	Portocarrero,Ana	Reciprocal	4/13/2023
Escola Superior de Comerc Internacional - Universitat Pompeu Fabra	Spain	Ward,Jason	Reciprocal	7/30/2023
Grenoble École de Management	France	Portocarrero,Ana	Reciprocal	5/1/2020
Hochschule Osnabrück	Germany	Ward,Jason	Reciprocal	8/31/2023
Hong Kong Polytechnic University	China	Ward,Jason	Reciprocal	6/27/2026
Hong Kong University of Science & Technology (Graduate)	China	Portocarrero,Ana	Reciprocal	9/12/2024
Hong Kong University of Science & Technology (Undergraduate)	China	Ward,Jason	Reciprocal	7/6/2021
IE Business School	Spain	Portocarrero,Ana	Reciprocal	4/16/2023
Korea University Business School	South Korea	Ward,Jason	Reciprocal	6/30/2024
Maastricht University School of Business and Economics	Netherlands	Portocarrero,Ana	Reciprocal	4/6/2023
Manchester Business School, Graduate	United Kingdom	Portocarrero,Ana	Reciprocal	11/19/2019
Manchester Business School, Undergraduate	United Kingdom	Ward,Jason	Reciprocal	6/13/2023
National Cheng Kung University	Taiwan	Cheg,Hsing	Not Specified	2/7/2022
National Chengchi University	Taiwan	Portocarrero,Ana	Reciprocal	12/14/2023
Sabanci University	Turkey	Ward,Jason	Reciprocal	3/4/2022
Shanghai Jiao Tong University	China	Portocarrero,Ana	Reciprocal	7/2/2023
Shanghai University of Finance and Economics	China	Erenguc,Selcuk	Cooperative	4/19/2025
Singapore Management University	Singapore	Ward,Jason	Reciprocal	7/3/2022
SKEMA Business School	France	Ward,Jason	Reciprocal	12/20/2023
Tanzania Global Learning Agency	Tanzania	Jamison,Mark	Cooperative	8/30/2022
Toulouse Business School	France	Portocarrero,Ana	Reciprocal	3/4/2023
Universidad Adolfo Ibáñez	Chile	Portocarrero,Ana	Reciprocal	7/8/2024
Universidad Carlos III de Madrid	Spain	Jason,Ward	Reciprocal	5/3/2024
Universidad de Navarra, School of Economics and Business Administration	Spain	Ward,Jason	Reciprocal	6/17/2024
Universidad del Pacifico	Peru	Ward,Jason	Reciprocal	1/17/2022
Universidade Católica Portuguesa, Católica-Lisbon	Portugal	Ward,Jason	Reciprocal	3/13/2024
Universita' Commerciale Luigi Bocconi	Italy	Ward,Jason	Reciprocal	4/29/2023
University of International Business and Economics	China	Selcuk,Erenguc	Cooperative	9/9/2024
University of New South Wales	Australia	Portocarrero,Ana	Reciprocal	1/5/2025
University of Nottingham Ningbo, China	China	Ward,Jason	Reciprocal	6/30/2023

Institution	Country	UF Academic Manager	Type	Termination Date
WHU - Otto Beisheim School of Management	Germany	Portocarrero,Ana	Reciprocal	5/15/2024
Wirtschaftsuniversität Wien (aka: Vienna University of Economics and Business) (Graduate)	Austria	Portocarrero,Ana	Reciprocal	6/13/2023
Wirtschaftsuniversität Wien (aka: Vienna University of Economics and Business) (Undergrad)	Austria	Ward,Jason	Reciprocal	6/13/2023

Center for Latin American Studies

Institution	Country	UF Academic Manager	Type	Termination Date
Center for International Forestry Research	Indonesia	Loiselle,Bette	Cooperative	1/21/2021
Centro de Documentación e Investigación Judío de México	Mexico	Vargas-Betancourt ,Margarita	Cooperative	5/10/2022
Facultad Latinoamericana de Ciencias Sociales Sede Ecuador	Ecuador	Paulson,Susan	Cooperative	12/5/2023
Federal University of Rondonia	Brazil	Athayde,Simone F.	Cooperative	7/25/2024
Federal University of Tocantins	Brazil	Bette,Loiselle	Cooperative	6/18/2023
Fundação Getulio Vargas	Brazil	Needell,Jeffrey	Cooperative	6/30/2019
Fundacao Universidade do Estado de Santa Catarina	Brazil	Saunders,Tanya	Cooperative	9/30/2022
Fundación para el Futuro de Colombia	Colombia	Galloway,Glenn	Cooperative	1/26/2023
Fundación para la Conservación y el Desarrollo Sostenible	Colombia	Buschbacher,Robert	Cooperative	5/2/2024
Grupo de Pesquisa e Extensão em Sistemas Agroflorestais do Acre	Brazil	Dain,Jonathan	Cooperative	2/3/2022
Institute for Conservation and Sustainable Development of Amazonas	Brazil	Buschbacher,Robert	Cooperative	3/23/2020
Instituto de Pesquisas Ecológicas	Brazil	Loiselle,Bette	Cooperative	2/7/2024
Instituto Internacional de Educação do Brasil	Brazil	Buschbacher ,Robert	Cooperative	5/10/2024
Ministerio Publico do Estado do Acre	Brazil	Buschbacher,Robert	Cooperative	9/14/2020
The General Secretariat of the Organization of American States (Supplementary Agreement)	United States of America	Galloway,Glenn	Cooperative	12/31/2022
The National Scientific and Technical Research Council of Argentina	Argentina	Loiselle,Bette	Cooperative	8/13/2024
The Tropical Agriculture Research and Higher Education Center	Costa Rica	Galloway,Glenn	Cooperative	3/9/2026
Universidad Autonoma de Campeche	Mexico	Risner,Mary	Cooperative	1/29/2025
Universidad Autónoma de Chapingo	Mexico	Walker,Robert	Cooperative	9/27/2021
Universidad Autónoma del Beni "JOSE BALLIVIAN"	Bolivia	Perz,Stephen	Cooperative	11/5/2024
Universidad del Rosario	Colombia	Buschbacher,Robert	Cooperative	1/28/2026
Universidad Loyola Andalucía	Spain	Tucker,Catherine	Cooperative	3/3/2025
Universidad Nacional Autónoma de México	Mexico	Walker,Robert	Cooperative	8/31/2020
Universidad Nacional de Colombia	Colombia	Kernaghan,Richard	Cooperative	9/10/2023

Institution	Country	UF Academic Manager	Type	Termination Date
Universidad Veracruzana	Mexico	Kainer,Karen	Cooperative	12/10/2025
Universidade Federal do Acre	Brazil	Perz,Stephen	Cooperative	3/21/2022
Universidade Federal do Para	Brazil	Simmons,Cynthia	Cooperative	3/9/2020
University of Guyana	Guyana	Loiselle ,Bette	Cooperative	3/7/2022
Wildlife Conservation Society	United States of America	Loiselle,Bette	Cooperative	10/14/2025
World Forests, Society and Environment	Finland	Galloway,Glenn	Cooperative	10/21/2025

Dentistry

Institution	Country	UF Academic Manager	Type	Termination Date
Dankook University	South Korea	Cha,Seunghee	Cooperative	10/31/2025

Design, Construction and Planning (DCP)

Institution	Country	UF Academic Manager	Type	Termination Date
Ajman University	United Arab Emirates	Kung,Michael	Cooperative	11/4/2025
American University of Kurdistan	Iraq	Kung,Michael	Cooperative	9/12/2023
Chongqing University	China	Kung,Michael	Cooperative	4/24/2021
Hong Kong Polytechnic University	China	Russell,Mark	Reciprocal	11/30/2022
National Parks Board - Centre for Urban Greenery & Ecology	Singapore	Kung,Michael	Cooperative	3/16/2022
National Taiwan University of Science and Technology	Taiwan	Kung,Michael	Cooperative	5/14/2024
Queensland University of Technology	Australia	Sullivan,James	Reciprocal	6/30/2024
Queensland University of Technology	Australia	Sullivan,James	Cooperative	6/30/2024
Royal Melbourne Institute of Technology	Australia	Sullivan,James	Reciprocal	7/8/2024
Sapienza Università di Roma	Italy	Kohen,Martha	Cooperative	2/24/2019
Shenyang Agricultural University	China	Kung,Michael	Cooperative	9/24/2024
Southeast University	China	Kung,Michael	Cooperative	9/6/2023
Technische Hochschule Ostwestfalen-Lippe University of Applied Sciences	Germany	Rengel,Roberto	Reciprocal	6/26/2022
Università Gabriele D'Annunzio Chieti	Italy	Kohen,Martha	Cooperative	2/13/2024
Universitas Indonesia	Indonesia	Silver,Chris	Cooperative	12/20/2020
Universitas Indonesia (Dual Degree Program)	Indonesia	Silver,Christopher	Cooperative	2/3/2020
University of Groningen	Netherlands	Kung,Michael	Cooperative	11/22/2024
University of Pretoria	South Africa	Kung,Michael	Cooperative	9/27/2025

Education

Institution	Country	UF Academic Manager	Type	Termination Date
East China Normal University	China	de Jong,Ester	Cooperative	5/31/2024
Fujian Agriculture and Forestry University	China	de Jong,Ester	Cooperative	9/11/2023

Emerging Pathogens Institute (EPI)

Institution	Country	UF Academic Manager	Type	Termination Date
Faculdade de Medicina do ABC	Brazil	Morris Jr.,J. Glenn	Cooperative	1/29/2024
National Center for Disease Control and Public Health of Georgia	Georgia	Morris Jr.,J. Glenn	Cooperative	2/7/2024
Padua University (Università di Padova)	Italy	Capua,Ilaria	Cooperative	5/15/2023
University of Buea	Cameroon	Morris,Glenn	Cooperative	5/26/2020

Engineering, Herbert Wertheim College

Institution	Country	UF Academic Manager	Type	Termination Date
Amity University Uttar Pradesh	India	Sahni,Sartaj	Cooperative	1/12/2026
Beijing Institute of Technology	China	Xie,Huikai	Cooperative	12/15/2022
Ben-Gurion University of the Negev	Israel	Krauthammer,Theodor	Cooperative	1/12/2026
Bennett University	India	Sahni,Sartaj	Cooperative	10/15/2021
Burapha University	Thailand	Motz,Louis	Cooperative	4/17/2021
Clausthal University of Technology	Germany	Sigmund,Wolfgang	Cooperative	3/1/2022
Escola Politécnic da Universidade de São Paulo	Brazil	Sander,Erik	Cooperative	2/19/2024
ESCUELA SUPERIOR POLITÉCNICA del LITORAL	Ecuador	Ferraro,Christopher	Cooperative	5/23/2024
Global E3	United States of America	NULL,NULL	Reciprocal	8/25/2024
Hamburg University of Applied Sciences	Germany	Neo,Pingchien	Reciprocal	12/7/2025
Hong Kong Polytechnic University	China	Neo,Pingchien	Reciprocal	10/15/2024
Jaypee Education System	India	Sahni,Sartaj	Cooperative	9/16/2025
JK LakshmiPat University	India	Sahni,Sartaj	Cooperative	2/7/2024
Korea Aerospace University	South Korea	Kim,Nam-Ho	Cooperative	3/2/2023
Korea Aerospace University	South Korea	Ehlers,Karen	Dual Degree	10/22/2025
Lebanese American University	United States of America	Balachandar,S. Bala	Cooperative	10/20/2025
Mahindra Ecole Centrale	India	Sahni,Sartaj	Cooperative	6/18/2023
Manipal University Jaipur	India	Sahni,Sartaj	Cooperative	5/29/2024
Politecnico di Milano	Italy	Sansalone,John	Cooperative	4/29/2021
Ramsar Regional Centre for Training and Research in the Western Hemisphere	Panama	Kaplan,David	Cooperative	10/1/2024

Institution	Country	UF Academic Manager	Type	Termination Date
RWTH Aachen	Germany	Neo,Pingchien	Reciprocal	10/17/2023
Salahaddin University - Erbil	Iraq	Crane III,Carl	Cooperative	11/30/2021
Sociedad Colombiana de Ingenieros	Colombia	McIlrath,Nancy	Cooperative	8/23/2025
Technical University of Denmark	Denmark	Neo,Pingchien	Reciprocal	1/26/2023
Technion - Israel Institute of Technology	Israel	Lindner,Angela S.	Cooperative	12/21/2021
The Federal University of Rio Grande do Norte	Brazil	Bretas,Arturo Suman	Cooperative	2/8/2022
The Hong Kong University of Science and Technology	China	Neo,Pingchien	Reciprocal	2/11/2024
The School of Civil Engineering at Hamburg University of Technology	Germany	Najafi,Fazil	Cooperative	7/10/2021
Universidad Carlos III de Madrid	Spain	Neo,Pingchien	Reciprocal	7/11/2023
Universidad Politecnica de Madrid	Spain	Hahn,David	Cooperative	3/29/2023
Universidad Pontificia Comillas	Spain	Neo,Pingchien	Reciprocal	10/14/2024
Universidade de São Paulo - São Carlos School of Engineering	Brazil	Yamaguchi Greenslet,Hitomi	Cooperative	2/20/2024
Universidade Estadual de Campinas	Brazil	Sander,Erik	Cooperative	1/25/2026
Universita Degli Studi de Padova	Italy	Canestrelli,Alberto	Cooperative	5/12/2025
Università degli Studi di Parma	Italy	Tebaldi,Gabriele	Cooperative	4/13/2022
Universita Politecnica Delle Marche	Italy	Sheremet,Alex	Cooperative	9/29/2020
University of Genova	Italy	Sansalone,John	Cooperative	11/15/2021
University of New South Wales	Australia	Nino,Juan	Reciprocal	2/13/2025
University of Parma	Italy	McIlrath-Glanville,Nancy	Cooperative	4/12/2024
University of West Indies	Jamaica	Latchman,Haniph	Cooperative	3/15/2021

Florida Museum of Natural History (FLMNH)

Institution	Country	UF Academic Manager	Type	Termination Date
Universidade Federal do Parana	Brazil	Blackburn,Dave	Cooperative	2/12/2022

Health and Human Performance (HHP)

Institution	Country	UF Academic Manager	Type	Termination Date
Brock University	Canada	Tavares,Karen	Cooperative	7/13/2023
Friedrich Alexander Universität Erlangen Nürnberg	Germany	Reid,Michael	Cooperative	5/4/2025
German Sport University Cologne	Germany	Esterline,Eric	Reciprocal	4/22/2024
Kookmin University	South Korea	Ko,Yong Jae	Cooperative	2/11/2019
Korean Institute of Sport Science	South Korea	Sagas,Michael	Cooperative	7/13/2022
Kyung Hee University	South Korea	Sagas,Michael	Cooperative	10/30/2022
Lobachevsky State University of Nizhni Novgorod	Russia	Stepchenkova,Svetlana	Cooperative	8/20/2023
Mt. Royal University	Canada	Gromoll,Ronald	Cooperative	10/1/2025

Institution	Country	UF Academic Manager	Type	Termination Date
Niagara College	Canada	Pennington Gray,Lori	Cooperative	5/1/2020
St. Lawrence College	Canada	NULL,NULL	Cooperative	6/5/2024
Universidad de las Palmas de Gran Canaria	Spain	Kirilenko,Andrei	Cooperative	12/3/2022
University of Waterloo	Canada	Tavares,Karen	Cooperative	11/29/2023
Western Sydney University	Australia	Gibson,Heather	Reciprocal	2/25/2024

Institute of Food and Agricultural Sciences (IFAS)

Institution	Country	UF Academic Manager	Type	Termination Date
Adnan Menderes University	Turkey	Momol,Esen	Cooperative	7/26/2021
Alta Scuola Politecnica	Italy	Capua,Ilaria	Cooperative	10/7/2025
American Farm School	Greece	Koehler,Phil	Cooperative	3/13/2024
An Giang University	Vietnam	Kati,Migliaccio	Cooperative	1/30/2023
Brazilian Institute of Development and Sustainability	Brazil	Larkin,Sherry	Cooperative	1/26/2026
Caribbean Regional Fisheries Mechanism	Belize	Sidman,Charles	Cooperative	8/4/2021
Central University of Gujarat	India	Ogram,Andy	Cooperative	5/22/2022
Centre for Wildlife Studies	India	Oli,Madan K.	Cooperative	7/11/2023
Centre of Competence for Innovation in the Agro-Environmental Field of the University of Torino	Italy	Capua,Ilaria	Cooperative	2/23/2025
Centro Zamorano de Biodiversidad, Escuela Agrícola Panamericana	Honduras	Gomez,Celina	Cooperative	10/19/2025
China Three Gorges University	China	Li,Yuncong	Cooperative	10/23/2021
Chungbuk National University	South Korea	Lee,Seonghee	Cooperative	10/19/2025
Chungnam National University	South Korea	Lee,Wonsuk "Daniel"	Cooperative	3/25/2024
Cranfield University	United Kingdom	Koenig,Rose	Cooperative	7/31/2021
Cyprus University of Technology	Cyprus	Rowland,Diane	Cooperative	12/7/2023
Ecole d'Ingénieurs de Purpan	France	Wysocki,Allen	Reciprocal	3/9/2025
Empresa Brasileira de Pesquisa Agropecuária	Brazil	Sargent,Steven	Cooperative	3/31/2019
Environment and Plant Protection Institute & Chinese Academy of Tropical Agricultural Sciences	China	He,Zhenli	Cooperative	10/17/2022
Escuela de Agricultura de la Region Tropical Humeda	Costa Rica	Wysocki ,Allen	Cooperative	7/10/2023
Escuela Superior Politécnica de Chimborazo	Ecuador	Hodges,Amanda	Cooperative	4/29/2024
Escuela Superior Politécnica del Litoral	Ecuador	Haman,Dorota	Cooperative	9/13/2021
European Organization for Nuclear Research	Switzerland	Capua,Ilaria	Cooperative	10/19/2025
Federal University of Sergipe	Brazil	Sargent,Steven	Cooperative	10/20/2021
Friends For Conservation and Development	Belize	Giuliano,William M.	Cooperative	10/1/2023
Fujian Agriculture and Forestry University	China	Wysocki,Allen	Cooperative	1/24/2026

Institution	Country	UF Academic Manager	Type	Termination Date
Fundação Pro-TAMAR	Brazil	Bjorndal, Karen A.	Cooperative	11/29/2019
Graduate School Production Ecology and Resource Conservation (PE&RC) Wageningen University, the Netherlands	Netherlands	Rowland, Diane	Cooperative	5/15/2022
GYEONGSANG NATIONAL UNIVERSITY	South Korea	Rowland, Diane	Cooperative	8/4/2022
Hainan University	China	Wysocki, Allen	Cooperative	3/28/2022
Hainan University (2+1+1)	China	Wysocki, Allen	2+1+1	5/23/2022
Hainan University (3+1+1)	China	Wysocki, Allen	3+1+1	5/23/2022
Haramaya University	Ethiopia	Adesogan, Adegbola	Cooperative	1/18/2023
Harper Adams University	United Kingdom	Estrada, James	Cooperative	9/23/2025
HAS University of Applied Sciences	Netherlands	Wysocki, Allen	Reciprocal	2/18/2024
Helmholtz-Zentrum für Umweltforschung GmbH, Purdue University, Technische Universität Dresden	Germany	Jawitz, James	Cooperative	9/17/2025
Higher Institute of Biotechnology of Sidi Thabet	Tunisia	Jones, Jeff	Cooperative	2/6/2024
Hochschule Osnabrück	Germany	Kiker, Gregory A.	Reciprocal	8/31/2023
Hualan Design (Group) Co., Ltd	China	Gao, Bin	Cooperative	8/22/2022
Institut National de la Recherche Agronomique	Guadeloupe	Rowland, Diane	Cooperative	10/30/2022
Institute for Scientific Interchange	Italy	Capua, Ilaria	Cooperative	5/4/2025
Institute of Microbiology, Czech Academy of Sciences	Czech Republic	Hulcr, Jiri	Cooperative	6/28/2021
Instituto de Cultivos Tropicales	Peru	He, Zhenli	Cooperative	3/8/2024
Instituto Federal Goiano	Brazil	Vendrame, Wagner	Cooperative	3/2/2022
Instituto Nacional de Biodiversidad	Ecuador	Kane, Michael	Cooperative	8/1/2022
Inversiones El Tijo de Oro	Costa Rica	Moore, Kimberly	Cooperative	8/31/2022
ISARA-Lyon	France	Rowland, Diane	Cooperative	1/23/2024
Jardin Botanico de Quito	Ecuador	Kane, Michael	Cooperative	3/27/2021
King Mongkut's University of Technology Thonburi	Thailand	Simonne, Amy	Cooperative	2/19/2023
Lignum Vitae - Bahamas 4-H Program	Bahamas	Boston, Marcus	Cooperative	1/31/2022
Malawi Department of Fisheries	Malawi	Reddy, Ramesh	Cooperative	8/13/2024
Nanjing Agricultural University	China	Wysocki, Allen F.	Cooperative	11/27/2023
Nanjing Agricultural University (2+1+1)	China	Wysocki, Allen	2+1+1	11/28/2023
National Banana Corporation	Costa Rica	Ploetz, Randy	Cooperative	3/2/2022
People's Institute of Science	India	Estrada, James	Cooperative	10/1/2024
Plant Health Research Institute (Instituto de Investigaciones de Sanidad Vegetal)	Cuba	Carton de Grammont Lara, Paloma	Cooperative	9/9/2021
Polytechnic University of Valencia	Spain	Dittmar, Peter	Cooperative	9/22/2024
Pontificia Universidad Católica de Chile	Chile	Ozores-Hampton, Monica	Cooperative	12/19/2022
Poznan University of Life Sciences (fka: The August Cieszkowski Agricultural University of Poznan)	Poland	Wright, David	Cooperative	5/24/2026

Institution	Country	UF Academic Manager	Type	Termination Date
Professor Jayashankar Telangana State Agricultural University	India	Reddy,Ramesh	Cooperative	9/6/2024
Public University of Navarra	Spain	Muñoz-Carpena,Rafael	Cooperative	7/25/2023
Seoul National University	South Korea	Lee,Wonsuk "Daniel"	Cooperative	2/15/2023
State University of Maringá	Brazil	Zotarelli,Lincoln	Cooperative	11/3/2020
The Belize Zoo and Tropical Education Center	Belize	Giuliano,William M.	Cooperative	10/1/2023
The Corporación Colombiana de Investigación Agropecuaria Corpoica	Colombia	Colverson,Kathleen Earl	Cooperative	11/30/2022
The Hebrew University of Jerusalem	Israel	Rowland,Diane	Cooperative	4/11/2022
The International Institute of Tropical Agriculture	Nigeria	Rowland,Diane	Cooperative	5/15/2023
Trent University	Canada	Ma,Lena	Cooperative	12/11/2023
Universidad Agraria Del Ecuador	Ecuador	Hodges,Amanda	Cooperative	11/13/2024
Universidad de Córdoba	Spain	Munoz-Carpena,Rafael	Cooperative	2/19/2023
Universidad de la Habana	Cuba	Royce,Frederick	Cooperative	11/3/2020
Universidad de La Plata	Argentina	DiLorenzo ,Nicolas	Cooperative	8/25/2025
Universidad del Valle	Colombia	Eric,McLamore	Cooperative	3/16/2022
Universidad Estatal del sur de Manabi	Ecuador	Hartmann,Marta	Cooperative	10/12/2021
Universidad Nacional del Litoral	Argentina	DiLorenzo,Nicolas	Cooperative	11/13/2024
Universidad San Francisco de Quito	Ecuador	Hellgren,Eric C	Cooperative	9/15/2021
Universidade de Sao Paulo - Faculdade de Zootecnia Engenharia de Alimentos	Brazil	Vendramini,Joao	Cooperative	5/12/2021
Universidade Estadual De Santa Cruz	Brazil	He,Zhenli	Cooperative	12/7/2023
Universidade Federal de Pelotas	Brazil	Sargent,Steven A.	Cooperative	3/13/2020
Universidade Federal de Santa Maria	Brazil	Swisher,Marilyn	Cooperative	2/19/2024
Universidade Federal de Viçosa	Brazil	Resende,Marcio	Cooperative	8/23/2016
Universidade Regional de Blumenau	Brazil	Cuda,James	Cooperative	4/30/2022
Università Commerciale Luigi Bocconi	Italy	Capua,Ilaria	Cooperative	9/3/2025
Università Degli Studi Di Palermo	Italy	Wysocki,Allen	Cooperative	6/30/2023
University of Belgrade	Serbia	Jones,Jeffery	Cooperative	4/16/2023
University of Curacao Dr. Moises da Costa Gomez	Curaçao	Culen,Gerald	Cooperative	3/3/2022
University of Jaén	Spain	Munoz-Carpena,Rafael	Cooperative	2/1/2026
University of Nariño	Colombia	Elzo,Mauricio A.	Cooperative	5/21/2023
University of Natural Resources and Life Sciences	Austria	Wysocki,Allen	Reciprocal	5/28/2023
University of Roraima	Brazil	Vendrame,Wagner	Cooperative	8/17/2023
University of South Australia	Australia	Stein,Taylor	Cooperative	9/29/2021
University of State of Mato Grosso Foundation	Brazil	Buschbacher,Robert	Cooperative	11/4/2020
University of Swaziland	Swaziland	McCleery,Robert	Cooperative	7/30/2022
Vidya Bhawan Society	India	Estrada,James	Cooperative	10/1/2024
WWF-Brazil	Brazil	Buschbacher,Robert	Cooperative	1/17/2022

International Center (UFIC)

Institution	Country	UF Academic Manager	Type	Termination Date
Assane Seck University	Senegal	Villalón,Leonardo	Cooperative	3/29/2021
Organization for Economic Co-operation and Development	France	Leonardo ,Villalón	Cooperative	3/3/2026
Prince Sultan University	Saudi Arabia	Villalon,Leonardo	Cooperative	3/2/2026
Rheinische Friedrich-Wilhelms Universität Bonn	Germany	Hill,Susanne	Reciprocal	6/27/2024
Université Cheikh Anta Diop de Dakar	Senegal	Villalón,Leonardo	Cooperative	5/31/2023
Universiteit Utrecht	Netherlands	Mercier,Jess	Reciprocal	12/13/2022
University of Zinder	Niger	Villalón,Leonardo	Cooperative	7/26/2020

Journalism and Communications (CJC)

Institution	Country	UF Academic Manager	Type	Termination Date
Bangladesh Friendship Education Society	Bangladesh	Krieger,Janice	Cooperative	9/2/2021
Dublin Institute of Technology	Ireland	Walsh-Childers,Kim	Reciprocal	1/30/2024

Law, Fredric G. Levin

Institution	Country	UF Academic Manager	Type	Termination Date
Central University of Finance and Economics Law School	China	Zheng,Wentong	Cooperative	7/31/2022
Leiden University	Netherlands	Murray,Kelli	Reciprocal	7/2/2023
Shanghai University of Finance and Economics Law School	China	Zheng,Wentong	Cooperative	2/1/2023
Southeast University	China	Zheng,Wentong	Cooperative	5/30/2023
Universidad de los Andes	Colombia	Murray,Kelli	Cooperative	2/1/2024

Liberal Arts and Sciences (CLAS)

Institution	Country	UF Academic Manager	Type	Termination Date
Ansan University	South Korea	Forbes,Megan	Cooperative	12/13/2022
Aoyama Gakuin University	Japan	Wehmeyer,Ann Kathryn	Reciprocal	7/6/2023
Bjorknes University College	Norway	Østebo ,Terje	Reciprocal	2/10/2023
Cardiff University	United Kingdom	Harfe,Brian	Reciprocal	10/9/2022
Chongju University	South Korea	Forbes,Megan	Cooperative	8/31/2022
Chosun University	South Korea	Forbes,Megan	Cooperative	7/18/2023
Gachon University	South Korea	Forbes,Megan	Cooperative	5/31/2026
HEAL Africa	Congo (Kinshasa)	Mulligan,Connie J.	Cooperative	3/13/2024
Hebrew University of Jerusalem	Israel	Harfe,Brian	Reciprocal	8/13/2022

Institution	Country	UF Academic Manager	Type	Termination Date
Heilongjiang University	China	Chen,Sixue	Cooperative	9/6/2022
Hong Kong University of Science and Technology	China	Takano,Yasumasa	Reciprocal	11/28/2024
Institute of Biology of the University Of Campinas	Brazil	Soltis,Pamela	Cooperative	12/17/2022
Kansai Gaidai University	Japan	Wehmeyer,Ann	Reciprocal	7/31/2023
Lancaster University	United Kingdom	Garner,Regan	Reciprocal	7/4/2024
Leibniz-Zentrum Moderner Orient	Germany	Soares,Benjamin	Cooperative	9/14/2025
L'Institut d'Études Politiques de Paris	France	Serra,Renata	Reciprocal	12/20/2021
Makerere University	Uganda	Chalfin,Brenda	Cooperative	1/2/2025
Ministry of Science and Innovation of the Kingdom of Spain	Spain	Brogan, Frank T.	Cooperative	10/14/2021
Monash University	Australia	Harfe,Brian	Reciprocal	5/5/2025
Nagoya Institute of Technology	Japan	Brent,Sumerlin	Cooperative	1/19/2026
Nagoya University	Japan	Wehmeyer,Ann	Reciprocal	4/8/2023
Nagoya University	Japan	Wehmeyer,Ann	Cooperative	4/8/2023
National University of Singapore	Singapore	UFIC,UFIC	Reciprocal	10/1/2024
Royal Holloway University of London	United Kingdom	Harfe,Brian	Reciprocal	3/8/2022
Shanghai Ocean University	China	Spillane,Joe	Cooperative	5/4/2022
Shanghai Ocean University (2+1+1)	China	Spillane,Joe	2+1+1	5/5/2022
Shanghai Ocean University (Dual Degree)	China	Spillane,Joe	Dual Degree	4/2/2022
Shimane University	Japan	Wehmeyer,Ann	Cooperative	7/14/2019
Shimane University	Japan	Wehmeyer,Ann	Reciprocal	2/13/2024
Sorbonne Université	France	Kleiman,Valeria	Reciprocal	12/15/2020
Southwestern University of Finance and Economic	China	Xiao,Ying	Cooperative	2/25/2023
Stockholm University	Sweden	Davidson,Tammy	Reciprocal	12/16/2025
The Antonio Nunez Jimenez Foundation	Cuba	Guerra,Lillian	Cooperative	5/4/2021
The Government of Sarawak	Malaysia	Krigbaum,John	Cooperative	2/24/2025
Trans-Atlantic Science Student Exchange Program	Various Countries	Davidson,Tammy	Reciprocal	5/19/2025
Universidad Amazonica De Pando	Bolivia	Perz,Stephen	Cooperative	3/6/2021
Universidad Autónoma de Yucatán	Mexico	Brenner,Mark	Cooperative	2/13/2024
Universidad Complutense de Madrid	Spain	Guzman Llorente,Rafael	Cooperative	2/5/2014
Universidad del Norte	Colombia	Watt,Mary	Reciprocal	8/10/2023
Universidad del Valle de Guatemala	Guatemala	Brenner,Mark	Cooperative	6/5/2023
Universidad Mayor	Chile	Jamie,Gillooly	Cooperative	12/5/2024
Universidad Nacional de San Antonio Abad de Cusco	Peru	Perz,Stephen	Cooperative	12/2/2022
Universidad Nacional de Ucayali	Peru	Perz,Stephen	Cooperative	12/23/2020
Universidade de Sao Paulo	Brazil	Guzman,Rafael	Cooperative	5/4/2025
Universität Mannheim	Germany	Hill,Susanne	Reciprocal	4/17/2022
Université Gaston Berger	Senegal	Villalón,Leonardo A.	Cooperative	7/16/2024

Institution	Country	UF Academic Manager	Type	Termination Date
Université Rennes 2 - Haute Bretagne	France	Blondeau,Hélène	Reciprocal	7/16/2023
Université Toulouse III - Paul Sabatier	France	NULL,NULL	Cooperative	8/31/2022
University of Aberdeen	Scotland	Harfe,Brian	Reciprocal	6/27/2025
University of Dar Es Salaam	Tanzania	Leedy,Todd	Cooperative	12/6/2024
University of Dublin, Trinity College	Ireland	Harfe,Brian	Reciprocal	1/25/2022
University of Ghana	Ghana	Chalfin,Brenda	Cooperative	10/30/2022
University of Glasgow	Scotland	Harfe,Brian	Reciprocal	11/15/2023
University of Graz	Austria	Knight,Thomas	Reciprocal	6/30/2026
University of Leicester	United Kingdom	Davidson,Tammy	Reciprocal	7/28/2024
University of Melbourne	Australia	Studer-Bynes,Erica Loren	Reciprocal	7/4/2024
University of New South Wales	Australia	Harfe,Brian	Reciprocal	2/21/2025
University of Queensland	Australia	NULL,NULL	Cooperative	2/27/2025
University of Queensland	Australia	Harfe,Brian	Reciprocal	2/27/2025
University of Reading	United Kingdom	Curta,Florin	Reciprocal	10/20/2021
University of Sydney	Australia	Harfe,Brian	Reciprocal	11/25/2024
University of Warsaw	Poland	Kowalewska,Agata	Reciprocal	6/27/2024
Waseda University	Japan	Knight,Thomas	Reciprocal	6/23/2024

Medicine

Institution	Country	UF Academic Manager	Type	Termination Date
Ahmadu Bello University	Nigeria	Odedina,Folakemi	Cooperative	3/19/2022
Casa Hogar del Campesino Fundación Prodein	Peru	DeVos,Elizabeth	Cooperative	4/30/2022
Federal University of Lavras	Brazil	Leonardo,Almeida	Cooperative	12/5/2024
Fundacion Cardioinfantil	Colombia	Steele,Bonnie	Cooperative	8/2/2022
Greater Accra Regional Hospital	Ghana	Becker,Torben	Cooperative	12/22/2024
Hospital Bernard Mevs	Haiti	Becker,Torben	Cooperative	5/23/2024
Komfo Anokye Teaching Hospital	Ghana	Ryan,Matthew	Cooperative	8/28/2023
L'Universite d'Etat d'Haiti	Haiti	Elizabeth,Devos	Cooperative	10/13/2025
Muhimbili University of Health and Allied Sciences	Tanzania	Lauzardo,Michael	Cooperative	3/1/2022
National Ambulance Service	Ghana	Ryan,Matthew	Cooperative	8/28/2023
The University of Global Health Equity in Rwanda	Rwanda	Petroze,Robin	Cooperative	3/28/2026
Universidad Catolica Nordestana	Dominican Republic	Devos, MD, MPH, FACEP,Elizabeth	Cooperative	2/9/2023
Universidad Católica Nordestana (Medical Student Rotation)	Dominican Republic	Devos, MD, MPH, FACEP,Elizabeth	Cooperative	6/29/2022
Universidad Peruana Cayetano Heredia (Medical Student Rotation)	Peru	Devos, MD, MPH, FACEP,Elizabeth	Cooperative	1/30/2023
Universidad San Francisco de Quito	Ecuador	Devos, MD, MPH, FACEP,Elizabeth	Cooperative	10/30/2022
Università Campus Bio-Medico di Roma	Italy	Pahor,Marco	Cooperative	12/22/2024

Nursing

Institution	Country	UF Academic Manager	Type	Termination Date
Chulalongkorn University	Thailand	McDaniel,Anna	Cooperative	1/31/2023
Universidade Federal Fluminense	Brazil	Stacciarini, , RN, PhD, FAAN,Jeanne-Marie R.	Cooperative	7/6/2026

Pharmacy

Institution	Country	UF Academic Manager	Type	Termination Date
Anton de Kom Universiteit van Suriname	Suriname	Tebbett,Ian	Cooperative	7/6/2023
Chitkara University	India	Grundmann,Oliver	Cooperative	11/17/2022
Hogeschool van Arnhem en Nijmegen	Netherlands	Tebbett,Ian	Cooperative	2/5/2024
Showa University	Japan	Doty,Randell	Cooperative	1/20/2025
University of Canberra	Australia	Tebbett,Ian	Cooperative	6/30/2022
University of Ilorin	Nigeria	Odedina,Folakemi	Cooperative	3/27/2022
University of Malta	Malta	Doty,Randell	Cooperative	10/19/2020
University of Navarra (School of Pharmacy)	Spain	Doty,Randell	Reciprocal	6/28/2024
University of Siena	Italy	Doty,Randell	Cooperative	2/13/2023
US- Thai Consortium for the Development of Pharmacy Education in Thailand	Thailand	Lipowski,Earlene	Consortia	7/16/2022

Public Health and Health Professions (PHHP)

Institution	Country	UF Academic Manager	Type	Termination Date
Chulalongkorn University, Thailand	Thailand	Cottler,Linda	Cooperative	5/15/2023
Instituto para el Desarrollo Infantil	Peru	Struckmeyer,Linda	Cooperative	9/18/2023
La Trobe University	Australia	Moorhouse,Michael	Reciprocal	2/28/2022
L'Universite d'État d'Haiti	Haiti	Perri,Michael	Cooperative	3/27/2023
Ministry of Health, Trinidad and Tobago	Trinidad and Tobago	Okech,Bernard	Cooperative	3/17/2022
The National Institute of Mental Health and Neurosciences	India	Cottler,Linda	Cooperative	1/14/2020
Volontariat pour le Développement d'Haiti	Haiti	Mainous III,Arch G.	Cooperative	3/1/2021

Veterinary Medicine

Institution	Country	UF Academic Manager	Type	Termination Date
Agencia de Regulación y Control de la Bioseguridad y Cuarentena para Galápagos	Ecuador	Hernandez,Jorge	Cooperative	1/20/2021
Anton de Kom University of Suriname	Suriname	Roberts,Stephen	Cooperative	7/6/2023

Office for Global Research Engagement

1765 Stadium Road, The Hub

Gainesville, FL 32611

(352) 273-1521

internationalcenter.ufl.edu