



Warrington College Of Business

2020 – 2021 REPORT OF INTERNATIONAL ACTIVITY

University of Florida International Center
Office for Global Research Engagement

Supporting Faculty to Build Partnerships Globally

University of Florida International Center

The **OFFICE FOR GLOBAL RESEARCH ENGAGEMENT (OGRE)** facilitates international research to increase UF's global presence. OGRE supports faculty to advance international research at UF and around the world.

In pursuit of international research excellence, our role is to:

- **INTRODUCE** faculty new to international research to active university networks and experienced mentors.
- **CONNECT** faculty, students, and staff with those who share research interests and are interested in working in similar countries or regions.
- **FOSTER** research networks for internationally focused communities of practice.
- **EXPAND** UF's knowledge and capacity in working in international venues.
- **ASSIST** faculty, students, and staff in identifying sponsored research opportunities and programs.
- **FACILITATE** the process of navigating the UF administrative process for conducting international research.
- **SUPPORT** Fulbright visiting scholars at UF, and UF scholars traveling abroad.

For more information: JulieFes@ufic.ufl.edu and <https://www.internationalcenter.ufl.edu>

SUPPORTING FACULTY TO BUILD PARTNERSHIPS GLOBALLY



2020/2021

Report of International Activity

Warrington College of Business

Table of Contents

List of Figures	ii
List of Tables	ii
1. Introduction	1
2. International Memoranda of Understanding (MOU)	3
College International MOUs	3
3. UF's Global Research Footprint	6
Institutional Review Boards (IRB): An Indicator of Global Research Capacity	6
Exempt Approved and Approved IRB Studies	7
IRB Studies by College	7
Number of IRB Studies by Country	8
4. International Visiting Scholars	9
International Visiting Scholars by College	10
5. International Student Applications	11
International Applications by Type of Program	11
International Applications by College	12
Student Profile	12
International Applications by Citizenship	13
6. International Students	15
Number of International Students Registered for Classes and OPT	15
International Students: Home Country	17
7. Study Abroad Programs	18
Study Abroad by College	18
Study Abroad Student Profile	19
Study Abroad Programs and Terms	19
Program Destinations	20
Graduating Students and Study Abroad	21
8. International Center Programs	23
Programs to Support Faculty, Staff, and Students	23
Virtual Exchange Courses	23
UF Fulbright Events	23
International Scholars Program	24
9. Travel Registry	26
Travel by College/Unit	26
10. UF International Alumni	27
11. Appendix: Warrington college of Business International MOUs	29

List of Figures

Figure 2-1: College of Business International MOUs 2017-2021	3
Figure 2-2: Location of College of Business International MOUs.....	4
Figure 3-1: Number of College of Business International IRB Studies	8
Figure 4-1: Number of Visiting Scholars by Year.....	9
Figure 5-1: International Student Applications by Degree.....	11
Figure 5-2: Female to Male Ration by Degree Type	12
Figure 5-3: Country of Citizenship of Warrington College International Applications.....	13
Figure 6-1: Number of Warrington International Students by Degree	15
Figure 6-2: Country of Citizenship of Warrington College of Business International Students	17
Figure 7-1: Study Abroad Terms.....	19
Figure 7-2: Number of Business Students Study Abroad by Region	20
Figure 7-3: Study Abroad Destinations of Warrington College of Business Graduating Students.....	22
Figure 10-1: Location of Warrington College of Business Alumni	28

List of Tables

Table 2-1: Number of Agreements by College/Unit.....	4
Table 2-2: Geographic Diversity of Agreements by College/Unit.....	5
Table 3-1: Number and Percent of IRB Protocols.....	7
Table 4-1: International Visiting Scholars by College.....	10
Table 5-1: Number and Percent of International Applications to Warrington College of Business	11
Table 5-2: International Applications (Number and Percent) by College.....	12
Table 5-3: Number and Percent of International Applications by Country.....	13
Table 5-4: International Applications for Graduate and Undergraduate Programs by Country*	14
Table 6-1: UF International Students by College and Degree (Non- OPT).	16
Table 6-2: OPT Students by College (Number and Percent)	16
Table 6-3: Region of Citizenship (All Students, Number and Percent)	17
Table 7-1: Number of Students who Participated in Study Abroad by College	18
Table 7-2: Type of Study Abroad Program by College.....	20
Table 7-3: Study Abroad by Region (Percent of College to Destination)	21
Table 7-4: Number and Percent of Warrington Students who Studied Abroad by Academic Level	21
Table 8-1: Number of Students in Virtual Exchange by College	23
Table 8-2: Attendance at UF Fulbright Events.....	24
Table 8-3: Attendance at Fulbright Events by College and Unit.....	24
Table 8-4: International Scholars Program by College.....	25
Table 9-1: Travel by College and Unit	26
Table 10-1: Number and Percent of Alumni by College	27

1. INTRODUCTION

In the 2020/2021 academic year, the University of Florida (UF) continued to pursue its mission of education excellence while facing the greater challenges of a global pandemic. While classes resumed and faculty, staff, and students adapted to changing conditions, the International Center found new and innovative ways to support our international programs and serve our global community. Throughout, we continued to serve UF's broader global mission and are proud to be a leader in fostering international understanding and developing a network of students and scholars at home and around the world.

This report documents international activity at the University of Florida. The 2019/2020 update presents the global footprint for the Warrington College of Business for the academic year. Similar to past reports, the data summarize a considerable volume of international activity, and continues to be testimony to the university's and the colleges' commitment to international research, education, and international exchange.

The report documents the college's international partnerships, the investment into faculty development programs, an estimate of the extent of international research, the number of international visitors working and studying at UF, the number of international students, the extent of applications for graduate programs from students worldwide, business study abroad programs, efforts dedicated to internationalizing the curricula, and a summary of where college faculty, students and staff are travelling. This year, we have added information about our international alumni, showcasing the global reach of our graduates.

The data represent a snapshot of international activity captured in August 2020. For many categories, the numbers fluctuate; for example, the number of formal agreements with foreign institutions changes daily as new partnerships are introduced and others are expired. For some data, such as for international graduate applications and the number of international students, the report captures Fall numbers only to avoid double counting and redundancies.

The activities reported in this document demonstrate how international efforts at UF and in the Warrington College of Business, contribute to a fundamental university goal to prepare our students

Warrington College of Business

- 43 International MOUs in 22 countries.
- 25 active IRB studies in 5 countries.
- 14 International Visiting Scholars from 6 countries.
- 2,356 international student applications from 107 countries.
- 508 international students from 47 countries.
- 75 students studied abroad and travelled to 10 countries.
- Of all students in the college who graduated, 584 or 23% had at least one study abroad experience.
- 2 attended a Fulbright event.
- 58 undergraduate students enrolled in the International Scholars Program.
- Faculty, students, and staff made 3 trips to 3 countries.
- The UF Alumni Association reports on 1,230 Warrington alumni living in 92 countries.

to better navigate the increasingly complex challenges of a globalized world. The intent is to showcase and highlight the extent and scope of UF's and the college's international activity in one inclusive report. As a top ranked, R1, public university, business faculty engage in research and international collaborative activity that is, by its sheer number, a challenge to document. Their

Now more than ever, the UF International Center embraces its global mission as we plan a way forward in pursuit of international engagement in a post-pandemic world.

scholarship and classroom activity impacts international content daily and, with almost 5,000 faculty and more than 200 research and education centers, bureaus, and institutes at UF, documenting their international scholarly activity is difficult. For this reason, this report cannot be comprehensive of all international activity; however, it provides a benchmark from which we can begin to measure our global reach. Indeed, every indication suggests the Gator Nation extends substantially to the wider global community.

2. INTERNATIONAL MEMORANDA OF UNDERSTANDING (MOU)

The University of Florida connects to the world’s best international universities and institutions through formal partnerships supported by UF’s International Memoranda of Understanding (MOUs). These agreements facilitate research among faculty; enable faculty and student exchanges; protect intellectual property; and serve as a basis for ensuring ethical best practice. The relationships that may flourish as a result of these agreements is an important aspect of our internationalization efforts.

- 43 International MOUs in 22 countries.
- 11.5% of all UF International MOUs.
- 4 Cooperative International MOUs in 3 countries.
- 38 Reciprocal International MOUs in 20 countries.
- One MOU to cover special student exchange agreements.

The MOU database is dynamic. On a regular basis, the International Center enters into new agreements, updates existing partnerships, and terminates those that are expired or no longer relevant. The data tabulated in this report represent the UF Agreements for the 2020/2021 academic year.

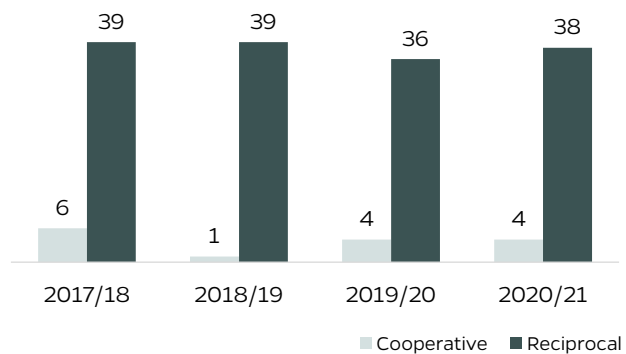
The International Center manages 374 international MOUs. The majority fall under two broad categories of Agreements – Cooperative and Reciprocal.

- At UF, most MOUs are Cooperative. The Cooperative MOUs or Agreements are as diverse as the needs of our faculty. These collaborative partnerships provide a framework to pursue collaborative activity and do not represent a legal relationship. Often, they start as a one-to-one collaboration with a UF partner and over the length of the agreement result in meaningful scholarly partnerships.
- At UF, almost one quarter of all International MOUs are Reciprocal Agreements, which are a true exchange program MOUs where students from each institution spend time at the host institution as a non-degree, seeking student.
- There are a few International MOUs to cover combined and dual degree programs, transfer programs from other institutions, or special agreements among universities to accommodate unique circumstances for student exchanges.

College International MOUs

- The college manages 43 international MOUs, 11.5% of all MOUs at UF.
- 4 Cooperative International MOUs (1.5% of all UF Cooperative MOUs).
- 38 Reciprocal MOUs (40.4% of all UF Reciprocal MOUs).

Figure 2-1: College of Business International MOUs 2017-2021

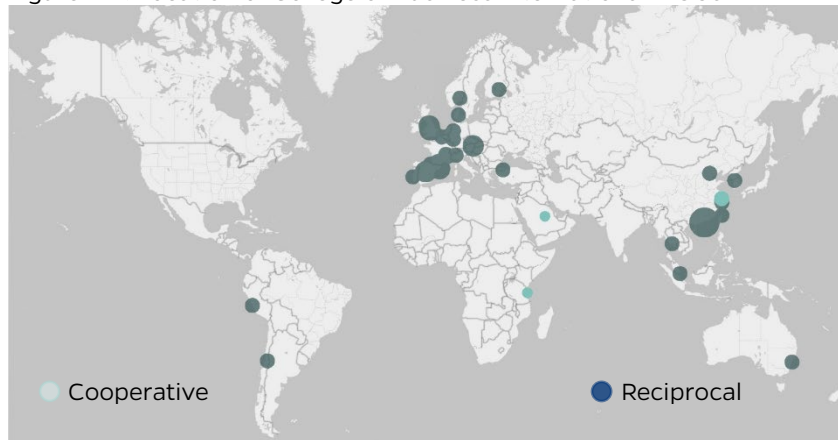


- One MOU to cover student exchange agreement.
- Since 2017, the number of International MOUs has not decreased substantially (Figure 2-1).

Table 2-1: Number of Agreements by College/Unit

College/Unit	UFIC Administered MOUs			Total	
	Cooperative	Reciprocal	Other	Number	Percent
Arts	3	-	-	3	0.8
Business, Warrington College	4	38	1	43	11.5
Center for Latin American Studies	30	-	-	30	8.0
Dentistry	1	-	-	1	0.3
Design, Construction and Planning	14	4	-	18	4.8
Education	2	-	-	2	0.5
Emerging Pathogens Institute	4	-	-	4	1.1
Engineering, Herbert Wertheim College	30	9	1	40	10.7
Florida Museum of Natural History	1	-	-	1	0.3
Health and Human Performance	11	2	-	13	3.5
Institute of Food and Agricultural Sciences	87	4	3	94	25.1
Journalism and Communications	1	1	-	2	0.5
Law, Fredric G. Levin College	4	1	-	5	1.3
Liberal Arts and Sciences	30	31	2	63	16.8
Medicine	16	-	-	16	4.3
Nursing	2	-	-	2	0.5
Pharmacy	8	1	1	10	2.7
Public Health and Health Professions	6	1	-	7	1.9
University Wide (International Center, Office of Research, Graduate School)	16	2	-	18	5.1
Veterinary Medicine	2	-	-	2	0.5
TOTAL	272	94	8	374	100%

Figure 2-2: Location of College of Business International MOUs



- Formal International MOUs signed by the college are with institutions to support collaborative activity in 22 countries.
- 38 Reciprocal MOUs in 20 countries. Two thirds (66%) are with institutions in Europe, 27% in Eastern and Southeastern China.
- 4 Cooperative MOUs (2 in China and one each in Saudi Arabia and Tanzania).
- The geographic diversity is generally a reflection of the size of the unit. The college has a relatively large global footprint with 43 active international MOUs in 22 countries.

Table 2-2: Geographic Diversity of Agreements by College/Unit

College/Unit	Number of MOUs	Number of Countries
Arts	3	3
Business, Warrington College	43	22
Center for Latin American Studies	30	12
Dentistry	1	1
Design, Construction and Planning	18	11
Education	2	1
Emerging Pathogens Institute	4	4
Engineering, Herbert Wertheim College	40	17
Florida Museum of Natural History	1	1
Health and Human Performance	13	6
Institute of Food and Agricultural Sciences	94	40
Journalism and Communications	2	2
Law, Fredric G. Levin College	5	3
Liberal Arts and Sciences	63	31
Medicine	16	11
Nursing	2	2
Pharmacy	10	10
Public Health and Health Professions	7	6
University Wide (International Center, Office of Research, Graduate School)	18	14
Veterinary Medicine	2	2
TOTAL	374	MOUs in 82 Countries

3. UF'S GLOBAL RESEARCH FOOTPRINT

Institutional Review Boards (IRB): An Indicator of Global Research Capacity

- 25 international IRB studies.
- Research is active in 5 countries.
- 3 studies are either global or within specific continental regions.

Documenting the international research conducted by faculty, staff, and student at UF is monumental. There is no consistency in labeling research as international unless it physically conducted outside of the US. One indicator of our research footprint can include applications to UF's Institutional Review Boards (IRB) oversight of human subjects research.

The IRB is charged with protecting the rights and welfare of participants in clinical trials and other human subjects research studies. UF IRB offices reviews and approves all research involving human subjects to ensure the welfare and rights of research participants are protected as mandated by federal and state laws, local policies, and ethical principles. As such, UF faculty, staff, and students must provide the IRB with a detailed plan of how their research will ensure the safety and welfare of any people who participate in their research project. When the research is conducted outside of the U.S., faculty, staff, and students are required to submit their research protocol that is compliant with the regulations in the U.S. and in the country where the research will take place.

The database that stores the applications for IRB approvals can serve as one indicator of the extent of international research at UF. It is not a comprehensive list and does not include research activities that do not involve people directly in the research methodology. It would not include studies that:

- Collect physical data,
- Reflect an international research collaboration among colleagues,
- Rely primarily on secondary data,
- Conduct primarily library or archival research, or
- Are exploratory studies intended to train students.

Within the above parameters, several colleges (e.g., Colleges of Engineering and Business) are underrepresented in this summary. As such, these data can only partially highlight the scope of UF's global research.

Exempt Approved and Approved IRB Studies¹

- 25 international IRB studies, 4% of all UF studies.
- 21 studies submitted to the UF IRB for review, qualified to be *Exempt Approved* status from further review by the Code of Federal Regulations (CFR). To qualify the study can meet one of the following criteria:
 - Research is conducted in an established educational setting and involves instruction.
 - Research using educational tests, surveys, interviews, or observations of public behavior.
 - Research that does not impose risk or impact on any subject.
 - Secondary research involving access of identifiable data.
- 4 studies had undergone full IRB review.

IRB Studies by College

Table 3-1: Number and Percent of IRB Protocols

College/Unit	Number	Percent	Number of Countries ²
Arts	13	2.0	12
Business, Warrington College	25	3.8	5*
Center for Latin American Studies	22	3.4	17
Dentistry	1	0.2	1
Design, Construction and Planning	22	3.4	22
Education	34	5.2	19*
Emerging Pathogens Institute	10	1.5	4
Engineering, Herbert Wertheim College	11	1.7	10
Florida Museum of Natural History	1	0.2	1
Health and Human Performance	27	4.1	14*
Institute of Food and Agricultural Sciences	90	13.7	50*
Journalism and Communications	34	5.2	17*
Libraries, George A. Smathers	2	0.3	2
Liberal Arts and Sciences	188	28.7	79*
Medicine	92	14.0	43
Nursing	7	1.1	6
Pharmacy	16	2.4	9
Public Health and Health Professions	34	5.2	19
UF International Center	10	1.5	9
UF Other	5	0.8	4
Veterinary Medicine	12	1.8	11
TOTAL	656	100%	127 Countries

*Does not include studies that are global or regional encompassing multiple countries.

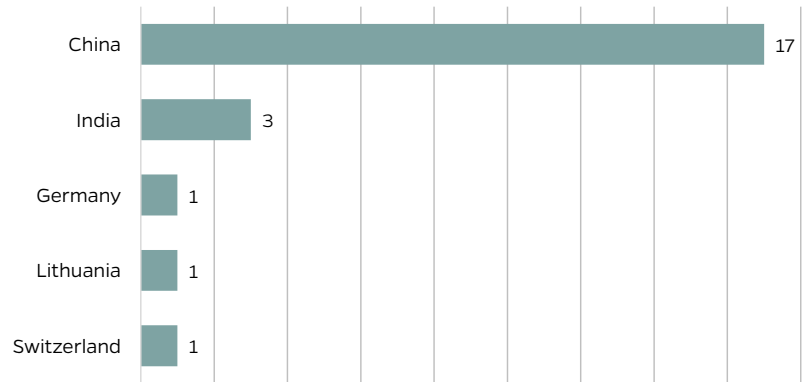
¹ UF Definitions of Exempt Human Subjects Research -- <https://irb.ufl.edu/irb02/forms-templates-guidelines/irbrev.html>

² Some IRB studies are conducted in multiple countries and therefore the number of countries listed may be greater than the number of projects.

Number of IRB Studies by Country

- College of Business faculty, students and staff are conducting research in 5 countries.
- The highest percentage of studies are in China.
- 2 studies are global, spanning multiple regions.
- 1 study is active in multiple countries in Europe.

Figure 3-1: Number of College of Business International IRB Studies



4. INTERNATIONAL VISITING SCHOLARS

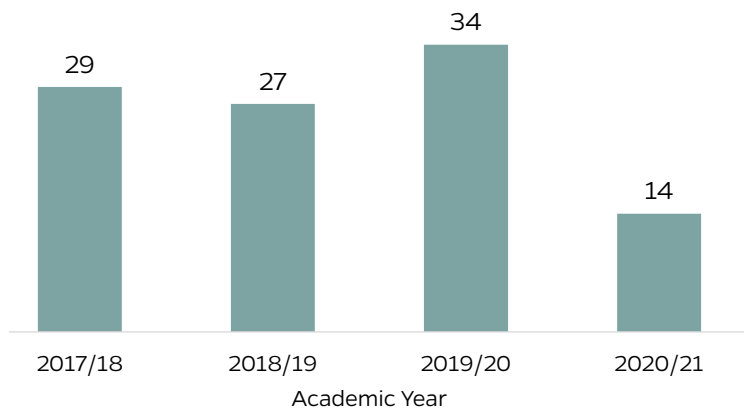
International Visiting Scholars are vital in supporting the global mission of the University of Florida. International Visitors promote cultural exchange, enrich international research, and connect UF to leading universities in the world. This year, UF’s visiting scholars faced the additional challenge from the COVID-19 pandemic, international travel restrictions, and limited access to U.S. Embassies and Consulates for visa processing. Some of our visiting scholars had to return to their home country earlier than planned, while others were not able to travel and have a physical presence on campus. The impact of the pandemic will continue to make a difference in our numbers of visitors throughout our next academic year. The number of scholars at UF for the 2020/2021 academic year, dropped substantially and continues a downward trend. This academic year, the Warrington College of Business hosted 14 International Visiting Scholars, a substantial decrease most likely tied to travel restrictions and embassy closures (Figure 4-1).

- 14 International Visiting Scholars.
- 41% of all visiting scholars at UF.
- 13 Visiting Research Scholars and one international Visiting Professor.
- International Visiting Scholars from 6 countries.

Visiting scholars fit into one of five categories:

1. Professor – Teaching is the primary function; more than 50% of their time devoted to teaching. Maximum duration is five years.
2. Research Scholar – Research is the primary function; more than 50% of their time devoted to research. Maximum duration is five years.
3. Short Term Scholar – Program allows research and teaching. Maximum duration of six-months.
4. Student Intern – International students completing an internship which fulfills an educational objective towards the completion of the student’s degree from their home institution. They must engage in a minimum of 32 hours per week of structured internship activities and may take part-time UF courses. The maximum duration of their program is 12 months.

Figure 4-1: Number of Visiting Scholars by Year



International Visiting Scholars by College

- Hosts 1.5% of all International Visiting Scholars to UF.
- 13 International Visiting Research Scholars: 8 from China and 1 each from Canada, Japan, South Korea, Thailand, and Turkey.
- 1 Visiting Professor from China.

Table 4-1: International Visiting Scholars by College

College	Professor	Research Scholar	Short-Term Scholar	Student Intern	Total (% of Total)
Arts	1	2	-	-	3 (0.3)
Business, Warrington College	1	13	-	-	14 (1.5)
Center for Latin American Studies	-	-	1	-	1 (0.1)
Dentistry	-	17	-	-	17 (1.8)
Design, Construction and Planning	-	12	1	-	13 (1.4)
Education	-	35	1	-	36 (3.9)
Engineering, Herbert Wertheim College	-	77	3	-	80 (8.7)
Florida Museum of Natural History	-	6	1	-	7 (0.8)
Health and Human Performance	-	11	1	-	12 (1.3)
Institute of Food and Agricultural Sciences	2	313	52	9	376 (40.8)
Journalism and Communications	-	4	-	-	4 (0.4)
Law, Levin College	-	2	-	-	2 (0.2)
Liberal Arts and Sciences	6	119	9	-	134 (14.5)
Medicine	-	131	3	-	134 (14.5)
Nursing	-	1	-	-	--1 (0.1)
Pharmacy	-	44	1	2	47 (5.1)
Public Health and Health Professions	-	16	-	-	16 (1.7)
Veterinary Medicine	-	20	-	-	20 (2.2)
Whitney Laboratory	-	5	-	-	5 (0.5)
TOTAL	10	828	73	11	922 (100)

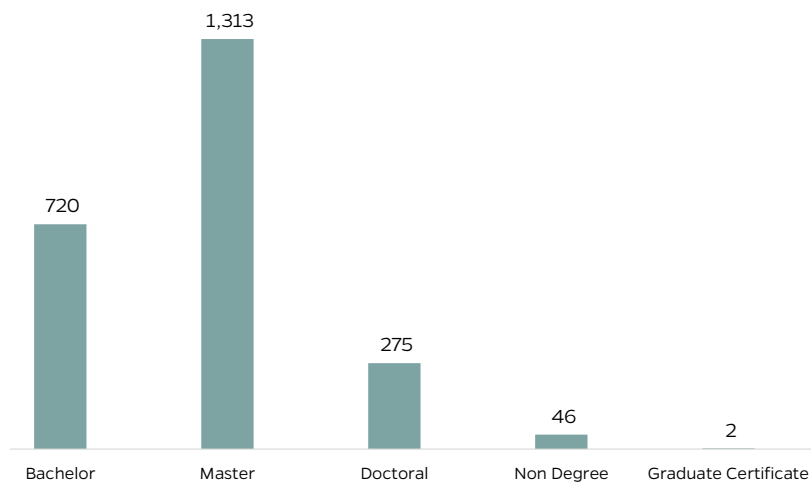
5. INTERNATIONAL STUDENT APPLICATIONS

International Applications by Type of Program

- 2,356 international students applied for degrees in the College of Business.
- 13% of all international applications to UF.

- College received 2,356 international applications from students in 107 countries.
- 13% of all UF applications to Warrington College programs.
- The majority of international applications are to the college's master's programs
- Half of all international applications are from China.

Figure 5-1: International Student Applications by Degree



- Majority of international applications are for business master's programs.

Table 5-1: Number and Percent of International Applications to Warrington College of Business

Degree	Number	Percent of Business	Percent of UF
Bachelor	720	30.6	12.9
Master's	1,313	55.7	17.0
Doctorate	275	11.7	7.4
Non-Degree	46	2.0	7.6
Graduate Certificate	2	0.1	0.9
TOTAL	2,356	100%	13.1

International Applications by College

- Warrington College of Business receives the third highest number of international applications, 13% of all international applications to UF.

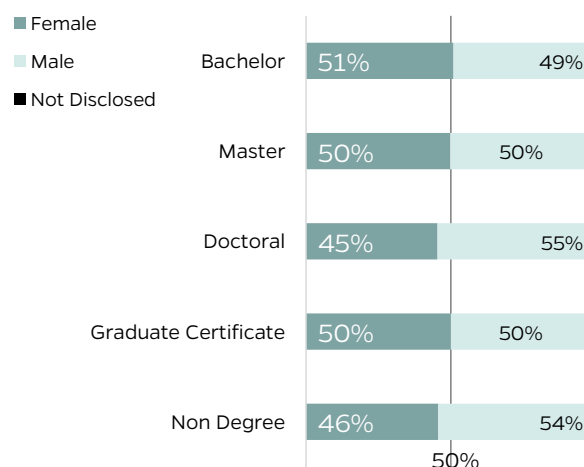
Table 5-2: International Applications (Number and Percent) by College

College	Number	Percent
Arts	276	1.5
Business, Warrington College	2,356	13.1
Dentistry	327	1.8
Design, Construction and Planning	568	3.2
Education	399	2.2
Engineering, Herbert Wertheim	5,785	32.3
Health and Human Performance	383	2.1
Institute of Food and Agricultural Sciences	1,207	6.7
Journalism and Communications	418	2.3
Law	298	1.7
Liberal Arts and Sciences	4,385	24.5
Medicine	347	1.9
Nursing	98	0.5
Pharmacy	338	1.9
Public Health and Health Professions	609	3.4
Veterinary Medicine	123	0.7
TOTAL	17,917	100%

Student Profile

- For the college, the ratio of male to female applications is equal, 50% male and 50% female.
- Female to male ratio is similar to the college average for undergraduate and master's degree programs.
- For doctoral programs, the male to female ratio is higher (55/45) than the college average (Figure 5-2).

Figure 5-2: Female to Male Ratio by Degree Type



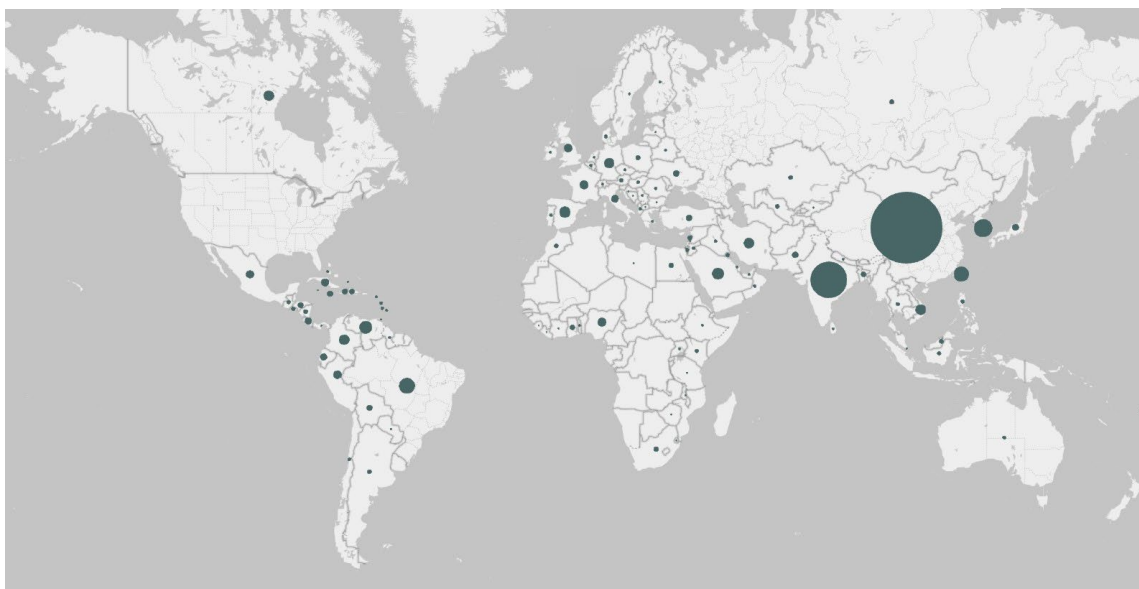
International Applications by Citizenship

- The college received applications from 107 countries.
- Half of all applications come from China.

Table 5-3: Number and Percent of International Applications by Country

Country of Citizenship	All International Applications	
	Number	Percent
China	1,193	50.6
India	310	13.2
South Korea	76	3.2
Brazil	58	2.5
Taiwan	53	2.2
Venezuela	39	1.7
Saudi Arabia	33	1.4
100 Countries	594	25.2
TOTAL	2,356	100.0%

Figure 5-3: Country of Citizenship of Warrington College International Applications



- 1,590 international applications for graduate programs (Master, Doctoral, and Graduate Certificate) from 85 countries.
- Three quarters of international applications for graduate programs from China and India.
- 720 international applications for undergraduate programs (bachelor's degrees and undergraduate certificate programs) from 87 countries.
- 38% of all international applications for undergraduate programs are from China.

Table 5-4: International Applications for Graduate and Undergraduate Programs by Country*

Country of Citizenship	Graduate (Master, Doctoral, Certificate)		Country of Citizenship	Undergraduate (Bachelor and Certificate)	
	Number	Percent		Number	Percent
China	919	57.8	China	272	37.8
India	273	17.2	Brazil	42	5.8
South Korea	57	3.6	India	37	5.1
Taiwan	36	2.3	Venezuela	33	4.6
81 Countries	305	19.2	83 Countries	336	46.7
TOTAL	1,590	100.0%	TOTAL	720	100.0%

*Does not include international applications for non-degree programs.

6. INTERNATIONAL STUDENTS

- 508 international students from 47 countries.
- 9% of all international students (including OPT).
- 293 international students enrolled in classes.
- 215 graduates of the college are registered in Optional Practical Training (OPT).
- 68% of international students (including OPT) are enrolled in a graduate program.
- 31% enrolled in an undergraduate program
- 53% of all international business students are male, 47% are female.

Each year, the International Center welcomes and assists students from around the world to help them make a smooth transition to student life at the University of Florida. The data reported here reflect UF’s submission to the Open Doors Report to the US Department of State, Bureau of Educational, and Cultural Affairs.

Number of International Students Registered for Classes and OPT³

Warrington College of Business

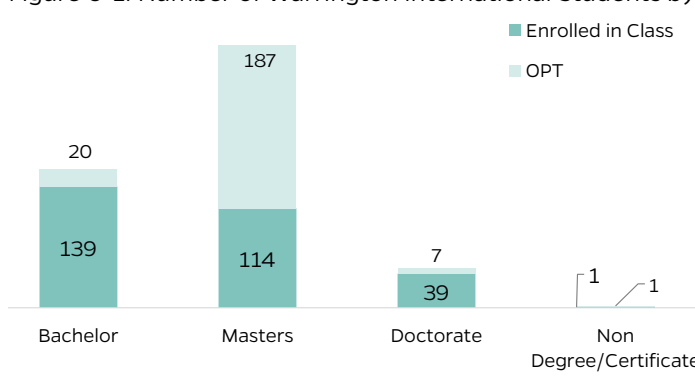
Non-OPT Students

- 293 international students currently enrolled in classes.
- 8% of all (non-OPT) international students at UF.
- International students are from 39 countries; two thirds are from China.
- 52% are enrolled in graduate programs (39% working toward a master’s degree and 13% pursuing a doctorate).
- 47% are enrolled in a bachelor's degree program.

OPT Students

- 215 international students are participating in the Optional Practical Training (OPT).
- 11% of all OPT students at UF.
- International OPT students are from 24 countries: 46% from India and 37% from China.
- 90% have completed a graduate degree (87% a master’s and 3% a doctorate).
- 9% of business OPT students completed a bachelor’s degree

Figure 6-1: Number of Warrington International Students by Degree



³ Optional Practical Training provides international students an opportunity to seek "temporary employment for practical training directly related to the student's major area of study." The student can use it during or after program completion. Pre-completion OPT is always part-time and can be used at any time during the degree program. Post-completion OPT is full-time and is granted only after graduation or completion of the degree program.

Table 6-1: UF International Students by College and Degree (Non- OPT).

College	Bachelor Degree		Graduate Degree		Non-Degree		Total	
	No.	%	No.	%	No.	%	No.	%
Arts	9	1.2	34	1.2	1	6.7	44	1.2
Business, Warrington College	139	18.8	153	5.3	1	6.7	293	8.1
Dentistry	-	-	5	0.2	-	-	5	0.1
DCP	25	3.4	130	4.5	1	6.7	156	4.3
Education	9	1.2	100	3.5	1	6.7	110	3.0
Engineering, Herbert Wertheim	195	26.4	1,181	41.2	6	40.0	1,382	38.1
Health and Human Performance	46	6.2	55	1.9	-	-	101	2.8
IFAS	55	7.4	390	13.6	2	13.3	447	12.3
Journalism and Communications	51	6.9	40	1.4	-	-	91	2.5
Law, Levin College	-	-	15	0.5	-	-	22	0.6
Liberal Arts and Sciences	206	27.9	518	18.1	3	20.0	727	20.0
Medicine	-	-	72	2.5	-	-	72	2.0
Nursing	2	0.3	10	0.3	-	-	12	0.3
Pharmacy	-	-	65	2.3	-	-	65	1.8
PHHP	2	0.3	78	2.7	-	-	80	2.2
Veterinary Medicine	-	-	20	0.7	-	-	20	0.6
TOTAL	739	100%	2,866	100%	15	100%	3,627	100%

Table 6-2: OPT Students by College (Number and Percent)

College	Bachelor's Degree		Graduate Degree*		Total	
	No.	%	No.	%	No.	%
Arts	1	1.0	5	0.3	6	0.3
Business, Warrington College	20	20.4	194	10.3	214	10.8
Dentistry	-	-	-	-	-	-
Design, Construction and Planning	4	4.1	77	4.1	81	4.1
Education	-	-	14	0.7	14	0.7
Engineering, Herbert Wertheim	41	41.8	1,251	66.7	1,292	65.5
Health and Human Performance	2	2.0	16	0.9	18	0.9
Institute of Food and Agricultural Sciences	7	7.1	115	6.1	122	6.2
Journalism and Communications	9	9.2	5	0.3	14	0.7
Law, Levin College	-	-	20	1.1	20	1.0
Liberal Arts and Sciences	13	13.3	101	5.4	114	5.8
Medicine	-	-	30	1.6	30	1.5
Nursing	-	-	1	0.1	1	0.1
Pharmacy	-	-	26	1.4	26	1.3
Public Health and Health Professions	1	1.0	18	1.0	19	1.0
Veterinary Medicine	-	-	2	0.1	2	0.1
TOTAL	98	100%	1,875	100%	1,973*	100%

*Does not include 7 students enrolled in non-degree or certificate programs.

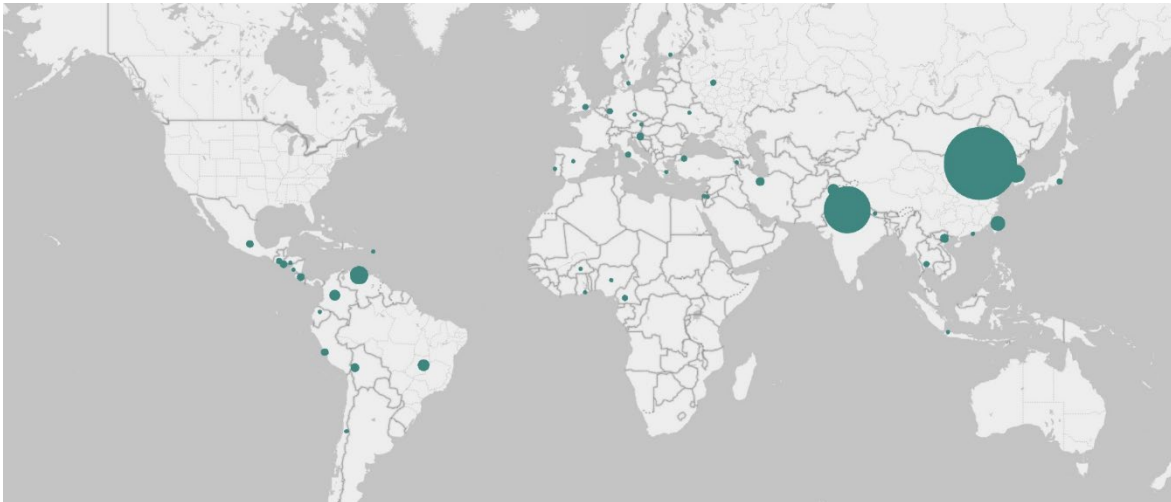
International Students: Home Country

- International students enrolled in the college, including OPT, from 47 countries.
- Based on geographic regions, current students are mostly from Eastern and Southeastern Asia, and OPT students mostly from Central and Southern Asia (Figure 6-3).
- More than half of all international students (including OPT) are from China (53%) and 22% from India.
- Of current students, enrolled in classes, 64% are from China.
- Of students registered in OPT, 46% are from India and 37% from China.

Table 6-3: Region of Citizenship (All Students, Number and Percent)

Country of Citizenship	Non-OPT International Students		OPT International Students		All International Students	
	Number	Percent	Number	Percent	Number	Percent
Eastern and Southeastern Asia	215	73.4	88	40.9	303	59.7
Central and Southern Asia	20	6.8	102	47.4	122	24.0
Latin America and the Caribbean	36	12.3	17	7.9	53	10.4
Europe	18	6.1	4	1.9	22	4.3
Sub Saharan Africa	2	0.7	3	1.4	5	1.0
North Africa and Western Asia	2	0.7	1	0.5	3	0.6
Oceania	-	-	-	-	-	-
TOTAL	293	100%	215	100%	508	100%

Figure 6-2: Country of Citizenship of Warrington College of Business International Students (Including OPT)



7. STUDY ABROAD PROGRAMS

For Study Abroad Services, the 2020-2021 Academic Year required endless planning for a multitude of logistical scenarios. The Study Abroad team spent a significant amount of time analyzing program feasibility and the financial implications of attempting to run programs during the pandemic. As expected, participation dramatically decreased over the past year, and only 276 were able to study abroad, with the majority of those students studying in Europe and Asia. We also saw an increase in virtual international opportunities, with around 50 UF students participating in either a virtual international internship or program. This is a trend we expect to continue as more students look for financially accessible ways to internationalize their degree.

- 75 business students enrolled in study abroad.
- Students travelled to 10 countries, the majority to China and Spain.
- Of all College of Business students who graduated, 584 or 23% of business students had at least one study abroad experience.

While the pandemic has certainly placed additional challenges on study abroad the past year, the overall trajectory of study abroad at UF over the past few decades has not faltered. The International Center expects to see more return to normalcy over the 2021-2022 academic year, and plans to continue diversifying study abroad programs, and the students who participate in them. Our plans for the upcoming year include greater outreach to underrepresented students and an increase in programming to non-traditional destinations. And as we move forward in years to come, UF Study Abroad Services plans to continue the mission of providing transformative global learning opportunities that challenge students to embrace differences and foster the intercultural competency to succeed in today’s interconnected world.

Study Abroad by College

- With ongoing Covid 19 travel concerns, only five students participated in a study abroad. Pre pandemic, the number of study abroad students from the college was substantial higher (784 in 2018, pre-covid).
- 27% of all UF study abroad students are from the College of Business.

Table 7-1: Number of Students who Participated in Study Abroad by College

College	Number of Study Abroad Students	Percent of All UF Study Abroad Students
Arts	2	0.7
Business, Warrington College	75	27.2
Design, Construction and Planning	16	5.8
Education	5	1.8
Engineering, Herbert Wertheim College	34	12.3
Health and Human Performance	7	2.5
Institute of Food and Agricultural Sciences	5	1.8

College	Number of Study Abroad Students	Percent of All UF Study Abroad Students
Journalism and Communications	16	5.8
Law, Levin College	1	0.4
Liberal Arts and Sciences	91	33.0
Nursing	1	0.4
Pharmacy	1	0.4
Public Health and Health Professions	2	0.7
Other	20	7.2
TOTAL	276	100%

Study Abroad Student Profile

- 92% of business students who participated in a study abroad course are undergraduate students. Six students (8%) are master’s students.
- 55% are female; 40% male; and 5% did not disclose.
- 31% of study abroad students are white; 11% Hispanic or Latino/a; 13% Asian; 1% Black or African American; and 44% did not disclose.

Study Abroad Programs and Terms

- Most of the study abroad students participated in a summer program. Substantially fewer participated in the Spring and Fall terms (Figure 7-1).
- 60% participated in a traditional study abroad experience. of classroom learning with accompanying travel and tours.
- 40% completed an internship gaining relevant work experience to their academic program.
- For summer programs, 62% participated in a traditional program and 38% in an internship.
- For Fall and Spring semesters, approximately equal numbers participated in the two categories of programs.
- Of all UF students who completed an internship for their study abroad credit, the majority or 57% are from the College of Business (Table 7-2).

Figure 7-1: Study Abroad Terms

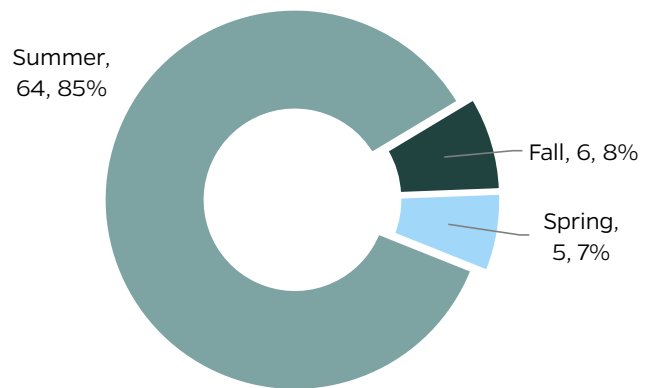


Table 7-2: Type of Study Abroad Program by College

College	Percent of Students				Total Number of Students	
	Traditional	Work Internship	Research Fieldwork	Independent Study		
Arts	2				2	
Business, Warrington College	45	30			75	
Design, Construction and Planning	16				16	
Education	5				5	
Engineering, Herbert Wertheim College	24		10		34	
Health and Human Performance	5	1		1	7	
Institute of Food and Agricultural Sciences	5				5	
Journalism and Communications	15	1			16	
Law, Levin College	1				1	
Liberal Arts and Sciences	81	9	1		91	
Nursing	1				1	
Pharmacy				1	1	
Public Health and Health Professions	1		1		2	
Not reported	8	12			20	
	PERCENT	75.7%	19.2%	4.4%	0.7%	100%
	TOTAL NUMBER OF STUDENTS	209	53	12	2	276

Program Destinations

- Students participated in programs in 10 countries for their study abroad experience.
- More than half (53%) travelled to Europe, mostly to Spain and the United Kingdom. A few travelled to Austria, Germany, and Italy.
- 43% of all students travelled to Eastern and Southeastern Asia, almost all to China, six to South Korea, and four students to Taiwan.
- Two students travelled to Israel.
- One student travelled to Brazil.

Figure 7-2: Number of Business Students Study Abroad by Region



Table 7-3: Study Abroad by Region (Percent of College to Destination)

College (Number of Students)	Europe	Eastern and Southeastern Asia	Latin America and the Caribbean	North Africa and Western Asia	Central and Southern Asia	Sub Saharan Africa
Arts (2)	50%	50%	-	-	-	-
Business, Warrington College (75)	53.3%	42.7%	1.3%	2.7%	-	-
Design, Construction and Planning (16)	100%	-	-	-	-	-
Education (5)	-	100%	-	-	-	-
Engineering, Herbert Wertheim College (34)	82.4%	8.8%	-	2.9%	5.9	-
Health and Human Performance (7)	28.6%	71.4%	-	-	-	-
Institute of Food and Agricultural Sciences (5)	40%	60%	-	-	-	-
Journalism and Communications (16)	31.3%	68.7%	-	-	-	-
Law, Levin College (1)	-	-	-	-	-	100%
Liberal Arts and Sciences (91)	59.3%	26.4%	6.6%	3.3%	4.4%	-
Nursing (1)	100%	-	-	-	-	-
Pharmacy (1)	100%	-	-	-	-	-
Public Health and Health Professions (2)	100%	-	-	-	-	-
Not reported (20)	50%	40%	5%	5%	-	-
PERCENT	58.7%	33.3%	2.9%	2.5%	2.2%	0.4%
TOTAL NUMBER OF STUDENTS	162	92	8	7	6	1

Graduating Students and Study Abroad

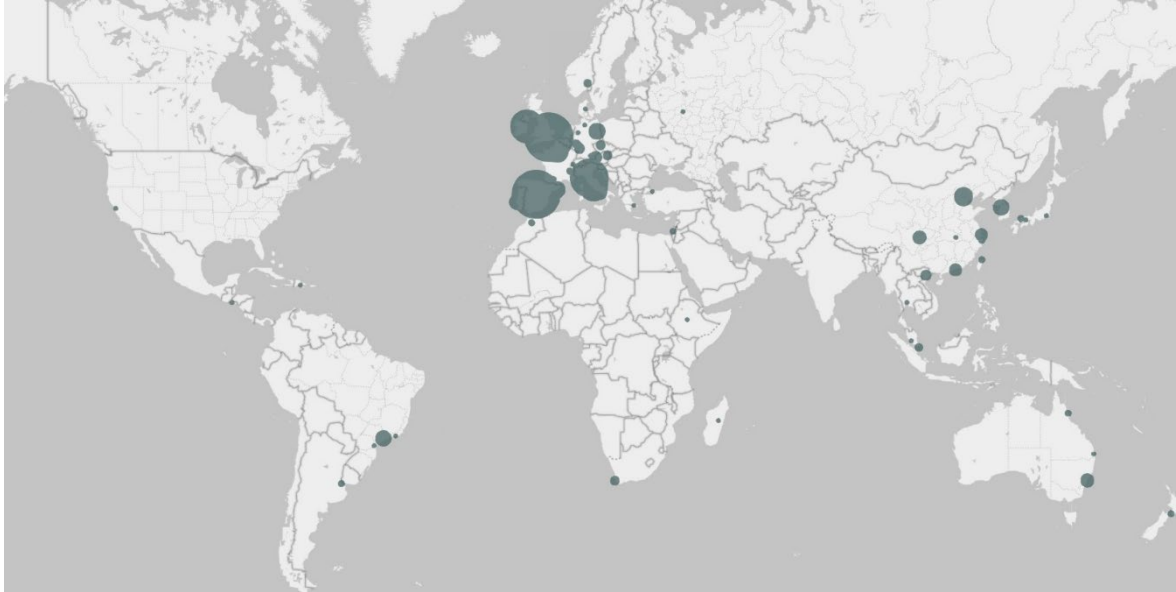
- In the 2020/21 Academic Year, 2,574 students graduated from the Warrington College of Business. Of those, 584 or 23% of all graduating students participated in at least one study abroad program during their time at UF.
- Of the 584 students who had at least one study abroad experience, 54% were undergraduates and 46% graduated with a master’s degree.
- 24% of all business undergraduates and 22% of business master’s students had at least one study abroad experience prior to graduation (Table 7-4).

Table 7-4: Number and Percent of Warrington Students who Studied Abroad by Academic Level

Academic Degree	Number who Studied Abroad	Number of all Graduating Students in the College	Percent of All Students who Studied Abroad
Bachelor’s	318	1,351	23.5
Master’s	266	1,193	22.3
Doctoral	0	30	-
TOTAL	584	2,574	22.7

- Students who graduated from the college in the 2020/2021 academic year and had a study abroad experience, travelled to 35 countries.
- Half of the study abroad trips were to three countries – Spain, Italy, and the United Kingdom.

Figure 7-3: Study Abroad Destinations of Warrington College of Business Graduating Students



8. INTERNATIONAL CENTER PROGRAMS

- 63 students in the college enrolled in a class with a Virtual Exchange module.
- 2 faculty attended a Fulbright event.
- 58 undergraduate students enrolled in the International Scholars Program.
- 7 students graduated with an International Scholars Medallion.

Programs to Support Faculty, Staff, and Students

Engaging with faculty, staff, and students is a key area of strategic importance to the University of Florida and has been a priority in our roadmap to preeminence. The International Center invests in cross cutting programs to

support internationalization efforts including research, student experiences, leadership development, and promoting meaningful partnerships to universities abroad.

Virtual Exchange Courses

- 63 students and 23 international partner university students enrolled in a course with a Virtual Exchange module.

Table 8-1: Number of Students in Virtual Exchange by College

College/Unit	Number of UF Students	Number of Partner Students
Business, Warrington College	63	15
Center for Latin American Studies	9	6
Health and Human Performance	102	25
Institute of Food and Agricultural Sciences	42	23
Liberal Arts and Sciences	404	108
Public Health and Health Professions	108	32
TOTAL	728	209

UF Fulbright Events

The Fulbright Scholars program is sponsored by the U.S. Department of State’s Bureau of Educational and Cultural Affairs. Founded in 1946, the programs mission is to improve intercultural relations and cultural diplomacy between the United States and other countries around the world. At UF, the Fulbright program works with a large set of collaborating partners across campus. The International Center coordinates and hosts events to promote the Fulbright experience. During the 2020/2021 academic year, the International Center co-sponsored five virtual events attended by 145 faculty, students, and staff from almost every college at UF.

Table 8-2: Attendance at UF Fulbright Events

Event	Number Attended
Virtual Welcome & Networking Reception	35
My Fulbright Experiences and Impacts with Dr. Muthusami Kumaran	35
How to Prepare a Successful US Scholar Fulbright Application	29
Managing Fulbright Recruitment and Retention	26
US Fulbright Scholar Informational Session	20
TOTAL	145

Table 8-3: Attendance at Fulbright Events by College and Unit

College/Unit	Number Attended
Liberal Arts and Sciences	34
Institute of Food and Agricultural Sciences	31
UF International Center	23
UF Administration	10
Guests of UF	9
Education	8
Arts	7
Herbert Wertheim College of Engineering	6
Health and Human Performance	5
Medicine	4
Levin College of Law	2
Warrington College of Business	2
Design, Construction and Planning	1
FLMNH	1
Nursing	1
Public Health and Health Professions	1
TOTAL	145

International Scholars Program

The International Scholars Program (ISP) is a commencement medallion program open to all undergraduate students. ISP allows students to develop a global mindset and acquire in-demand skills by integrating international coursework, interdisciplinary perspectives, digital literacy, and experiential learning opportunities. To graduate with the International Scholars designation, the student must meet four requirements:

1. Four courses of international themed coursework
2. One international experience (e.g., study abroad) or two semesters of a foreign language
3. Be engaged in the various international campus life programs available throughout the year

4. The student must complete the capstone *e*-portfolio program that features their accomplishments at UF and abroad in an online forum

- 58 business students are enrolled in the International Scholars Program
- 7 students graduated with an ISP designation.

Table 8-4: International Scholars Program by College

College/Unit	International Scholars Enrolled		International Scholars Graduated	
	Total Enrolled	Percent	Total Graduated	Percent
Arts	15	2.1	3	3.3
Business, Warrington College	58	8.1	7	7.6
Design, Construction and Planning	19	2.7	1	1.1
Education	3	0.4	0	0
Engineering, Herbert Wertheim College	47	6.6	1	1.1
Health and Human Performance	1	0.1	0	0
Institute of Food and Agricultural Sciences	77	10.8	9	9.8
Journalism and Communications	30	4.2	6	6.5
Liberal Arts and Sciences	438	61.3	59	64.1
Nursing	7	1.0	1	1.1
Public Health and Health Professions	20	2.8	5	5.4
TOTAL	715	100%	92	100%

9. TRAVEL REGISTRY

University of Florida faculty, staff, and researchers travel internationally as part of their official UF duties. For example, they may travel to attend conferences, collect field data, engage in outreach activities, collaborate with partners, participate in meetings, recruit students, etc. Prior to Covid, the number of trips on behalf of UF ranged from four to five thousand each year. Due to a full year of Covid-19 restrictions, the number of trips by UF faculty, staff, and students dropped significantly and UF’s travel fell to 329 trips. As in previous years, more than fifty percent of all travel is in May, June, and July. In 2018/19 pre covid UF faculty, staff, and students accounted for over 4,000 trips.

- Faculty made 3 trips to 3 countries.
- All trips were to support research.

- 3 trips by faculty to support research efforts in China, New Zealand, and South Korea.
- In 2018/19 pre-covid, the college accounted for 140 trips.

Travel by College/Unit

Table 9-1: Travel by College and Unit

College/Unit	Number	Percent of Total
Liberal Arts and Sciences	108	32.3
Institute of Food and Agricultural Sciences	63	18.9
Herbert Wertheim College of Engineering	28	8.4
Medicine	28	8.4
Type One Centers	18	5.4
Public Health and Health Professions	16	4.8
Florida Museum of Natural History	16	4.8
Arts	13	3.9
UF Administration	12	3.6
Veterinary Medicine	12	3.6
Education	5	1.5
Design, Construction and Planning	3	0.9
Pharmacy	3	0.9
Warrington College of Business	3	0.9
Not Reported	3	0.9
Health and Human Performance	2	0.6
Nursing	1	0.3
TOTAL	334	100%

10. UF INTERNATIONAL ALUMNI

The University of Florida supports a large alumnus of more than 450,000 former students. Because UF has a sizeable number of international students and the university's reputation is global, UF's graduates extend the gator nation worldwide. Tracking graduates is a challenge and the summary presented here cannot be comprehensive. The accuracy of tracking where UF's graduates live is a function of the strength of each of our college's alumni network. As a result, some colleges can report proportionately larger numbers than those reflected by graduation data. Additionally, some colleges have a larger percentage of international students and therefore, their international alumni reflect that enrollment trend.

- The UF Alumni Association reports on 1,230 College of Business alumni living outside of the U.S.
- Represents 13% of all UF recorded international alumni who have graduated from the college.
- Alumni live in 92 countries. The majority live in China and India.
- Of the alumni data, 76% graduated with a graduate or professional degree and 24% with a bachelor's degree.

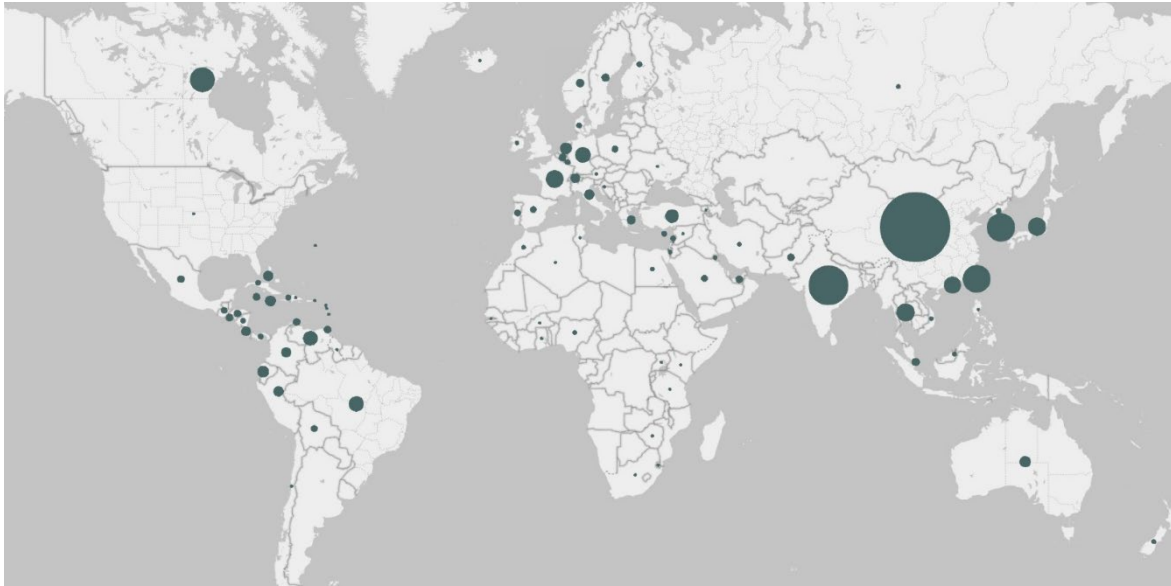
The summary documents both UF's international students who may have returned to their home country after graduation and U.S. students who work and live abroad.

Table 10-1: Number and Percent of Alumni by College

College/Unit	Number	Percent of Total
Herbert Wertheim College of Engineering	3,441	36.9
Liberal Arts and Sciences	1,275	13.7
Warrington College of Business	1,230	13.2
Institute of Food and Agricultural Sciences	1,180	12.7
Pharmacy	338	3.6
Levin College of Law	323	3.5
Design, Construction and Planning	311	3.3
Journalism and Communications	311	3.3
Education	225	2.4
Public Health and Health Professions	212	2.3
Health and Human Performance	168	1.8
Arts	120	1.3
Medicine	74	0.8
Veterinary Medicine	48	0.5
Dentistry	19	0.2
Nursing	17	0.2
Not Reported	23	0.2
TOTAL	9,315	100%

- The majority (34%) of international alumni live in China and a substantial number (11%) live in India. The remainder of alumni live in 90 different countries where not more than six percent of all alumni live in each country.

Figure 10-1: Location of Warrington College of Business Alumni



11. APPENDIX: WARRINGTON COLLEGE OF BUSINESS INTERNATIONAL MOUS

Institution	Country	UF Academic Manager	Type	Termination Date
Aalto University School of Business	Finland	Portocarrero,Ana	Reciprocal	1/21/2023
Aarhus School of Business	Denmark	Portocarrero,Ana	Reciprocal	6/25/2023
Aston University	United Kingdom	Portocarrero,Ana	Reciprocal	3/1/2023
Aston University Erasmus	United Kingdom	Ana,Portocarrero	Reciprocal	3/1/2023
BI Norwegian School of Management	Norway	Portocarrero,Ana	Reciprocal	6/11/2023
Chinese University of Hong Kong	China	Portocarrero,Ana	Reciprocal	5/28/2020
Chulalongkorn University	Thailand	Portocarrero,Ana	Reciprocal	6/29/2023
Communications and Information Technology Commission	Saudi Arabia	Jamison,Mark A	Cooperative	7/11/2026
EADA Business School	Spain	Portocarreo,Ana	Reciprocal	11/22/2023
EBS UNIVERSITÄT FÜR WIRTSCHAFT UND RECHT	Germany	Portocarrero,Ana	Reciprocal	7/2/2023
École de Management de Lyon	France	Portocarrero,Ana	Reciprocal	4/13/2023
Escola Superior de Comerç Internacional - Universitat Pompeu Fabra	Spain	Ward,Jason	Reciprocal	7/30/2023
Grenoble École de Management	France	Portocarrero,Ana	Reciprocal	5/1/2020
Hochschule Osnabrück	Germany	Ward,Jason	Reciprocal	8/31/2023
Hong Kong Polytechnic University	China	Ward,Jason	Reciprocal	6/27/2026
Hong Kong University of Science & Technology (Graduate)	China	Portocarrero,Ana	Reciprocal	9/12/2024
Hong Kong University of Science & Technology (Undergraduate)	China	Ward,Jason	Reciprocal	7/6/2021
IE Business School	Spain	Portocarrero,Ana	Reciprocal	4/16/2023
Korea University Business School	South Korea	Ward,Jason	Reciprocal	6/30/2024
Maastricht University School of Business and Economics	Netherlands	Portocarrero,Ana	Reciprocal	4/6/2023
Manchester Business School, Graduate	United Kingdom	Portocarrero,Ana	Reciprocal	11/19/2019
Manchester Business School, Undergraduate	United Kingdom	Ward,Jason	Reciprocal	6/13/2023
National Cheng Kung University	Taiwan	Cheg,Hsing	Not Specified	2/7/2022
National Chengchi University	Taiwan	Portocarrero,Ana	Reciprocal	12/14/2023
Sabanci University	Turkey	Ward,Jason	Reciprocal	3/4/2022
Shanghai Jiao Tong University	China	Portocarrero,Ana	Reciprocal	7/2/2023
Shanghai University of Finance and Economics	China	Erenguc,Selcuk	Cooperative	4/19/2025
Singapore Management University	Singapore	Ward,Jason	Reciprocal	7/3/2022
SKEMA Business School	France	Ward,Jason	Reciprocal	12/20/2023
Tanzania Global Learning Agency	Tanzania	Jamison,Mark	Cooperative	8/30/2022

Institution	Country	UF Academic Manager	Type	Termination Date
Toulouse Business School	France	Portocarrero,Ana	Reciprocal	3/4/2023
Universidad Adolfo Ibáñez	Chile	Portocarrero,Ana	Reciprocal	7/8/2024
Universidad Carlos III de Madrid	Spain	Jason,Ward	Reciprocal	5/3/2024
Universidad de Navarra, School of Economics and Business Administration	Spain	Ward,Jason	Reciprocal	6/17/2024
Universidad del Pacifico	Peru	Ward,Jason	Reciprocal	1/17/2022
Universidade Católica Portuguesa, Católica-Lisbon	Portugal	Ward,Jason	Reciprocal	3/13/2024
Universita' Commerciale Luigi Bocconi	Italy	Ward,Jason	Reciprocal	4/29/2023
University of International Business and Economics	China	Selcuk,Erenguc	Cooperative	9/9/2024
University of New South Wales	Australia	Portocarrero,Ana	Reciprocal	1/5/2025
University of Nottingham Ningbo, China	China	Ward,Jason	Reciprocal	6/30/2023
WHU - Otto Beisheim School of Management	Germany	Portocarrero,Ana	Reciprocal	5/15/2024
Wirtschaftsuniversität Wien (aka: Vienna University of Economics and Business) (Graduate)	Austria	Portocarrero,Ana	Reciprocal	6/13/2023
Wirtschaftsuniversität Wien (aka: Vienna University of Economics and Business) (Undergrad)	Austria	Ward,Jason	Reciprocal	6/13/2023

Office for Global Research Engagement

1765 Stadium Road, The Hub

Gainesville, FL 32611

(352) 273-1521

internationalcenter.ufl.edu